

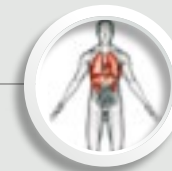
Information Groups by Area

3



3.1 Neuroscience Area

Documents: **105** IF: **485.107**
Originals: **78** IF: **370.254**
DI: **17** QI: **41**



3.4 Large System Pathologies Area

Documents: **402** IF: **1781.048**
Originals: **295** IF: **1448.344**
DI: **63** QI: **155**



3.2 Cardiovascular Area

Documents: **170** IF: **1161.79**
Originals: **125** IF: **817.078**
DI: **36** QI: **103**



3.5 Cancer and Human Molecular Genetics Area

Documents: **191** IF: **980.454**
Originals: **159** IF: **848.276**
DI: **38** QI: **101**



3.3 Infectious Diseases and Immunity Area

Documents: **170** IF: **1064.045**
Originals: **200** IF: **837.459**
DI: **42** QI: **92**



3.6 Surgery, Transplant and Health Technologies Area

Documents: **168** IF: **361.41**
Originals: **124** IF: **245.342**
DI: **10** QI: **41**



Introduction **1**

Executive summary **2**

Information Groups by Area **3**

3.1 Neuroscience Area

3.2 Cardiovascular Area

3.3 Infectious Diseases and Immunity Area

3.4 Large System Pathologies Area

3.5 Cancer and Human Molecular Genetics Area

3.6 Surgery, Transplant and Health Technologies Area

Associated Clinicians **4**

Scientific Report

2016
2017
2018



3.1 Neuroscience Area

Exuperio Díez Tejedor

Documents: **105** IF: **485.107**

Originals: **78** IF: **370.254**

DI: **17** QI: **41**

- Psychiatry and Mental Health Group
- Neurology and Cerebrovascular Diseases Group
- Neuroprotective Strategies in Neurodegenerative Diseases Group
- Involvement of Glycinergic and Glutamatergic Systems in Central Nervous System Pathologies Group



3.1 Neuroscience Area



Introduction 1

Executive summary 2

Information Groups by Area 3

3.1 Neuroscience Area

3.2 Cardiovascular Area

3.3 Infectious Diseases and Immunity Area

3.4 Large System Pathologies Area

3.5 Cancer and Human Molecular Genetics Area

3.6 Surgery, Transplant and Health Technologies Area

Associated Clinicians 4

Scientific Report

2016
2017
2018

Strategic Objectives	Development forecast for the coming years	Actions
Neuroscience Area is composed of 4 research groups and has as general objectives the promotion of teaching, research and dissemination of knowledge in the field of neurosciences and neurological diseases, particularly in relation to clinical neurosciences.	Cohesion between different disciplines (biomedical research, engineering).	<ul style="list-style-type: none"> • Performing annual workshops and seminars science
	Encourage and promote research among the healthcare staff who sometimes perceive research as something negative.	<ul style="list-style-type: none"> • Training in research methodology in specialized health personnel and in training
	Innovation and technology transfer	<ul style="list-style-type: none"> • Innovation promotion program that involves health organizations, research institutions and companies

IdiPAZ





3.1 Neuroscience Area



Introduction 1

Executive summary 2

Information Groups by Area 3

3.1 Neuroscience Area

3.2 Cardiovascular Area

3.3 Infectious Diseases and Immunity Area

3.4 Large System Pathologies Area

3.5 Cancer and Human Molecular Genetics Area

3.6 Surgery, Transplant and Health Technologies Area

Associated Clinicians 4

Scientific Report

2016
2017
2018



Psychiatry and Mental Health Group

Publications: 3 Impact Factor: 36.951 QI: 1

- Consuelo de Dios Perrino.** Jefa de sección de Psiquiatría. Hospital Universitario La Paz. Profesora asociada. Facultad de Medicina. Universidad Autónoma de Madrid. Investigadora en CIBERSAM
- Blanca Amador Sastre.** Facultativo Especialista de Área en Psicología Clínica. Hospital Universitario La Paz
- Elena Barbero Val.** Licenciada. Hospital Universitario La Paz
- Carmen Bayón Pérez.** Facultativo Especialista de Área en Psiquiatría. Profesora asociada. Facultad de Medicina (UAM). Hospital Universitario La Paz. Universidad Autónoma de Madrid
- María Fe Bravo Ortiz.** Jefe de Servicio de Psiquiatría. Profesora asociada. Facultad de Medicina (UAM). Hospital Universitario La Paz. Universidad Autónoma de Madrid
- Rosa Calvo Sagardoy.** Psicóloga Clínica. Servicio de Psiquiatría. Hospital Universitario La Paz
- Susana Cebolla Lorenzo.** Facultativo Especialista de Área en Psiquiatría. Hospital Universitario La Paz
- María Teresa González Salvador.** Facultativo Especialista de Área en Psiquiatría. Hospital Universitario La Paz
- Nieves González Suárez.** Facultativo Especialista de Área en Psiquiatría. Hospital Universitario La Paz
- Ana Hospital Moreno.** Facultativo Especialista de Área en Psicología Clínica. Hospital Universitario La Paz

- Eduardo Jiménez Sola.** Facultativo Especialista de Área en Psiquiatría. Hospital Universitario La Paz
- Roberto Mediavilla Torres.** Investigador Predoctoral. Hospital Universitario La Paz
- Ainoa Muñoz San José.** Facultativo Especialista de Área en Psiquiatría. Hospital Universitario La Paz
- Oscar Pajares González-Gallego.** Enfermero Especialista en Salud Mental CSM Fuencarral. Hospital Universitario La Paz
- Ángela Palao Tarrero.** Facultativo Especialista de Área en Psiquiatría. Hospital Universitario La Paz
- Pau Pérez Sales.** Facultativo Especialista de Área en Psiquiatría. Hospital Universitario La Paz
- Beatriz Rodríguez Vega.** Jefa de sección de Psiquiatría. Profesora asociada. Facultad de Medicina (UAM). Hospital Universitario La Paz. Universidad Autónoma de Madrid
- Rosa Villanueva Peña.** Facultativo Especialista de Área en Psiquiatría. Hospital Universitario La Paz

Strategic Objective

The group is devoted to assess the efficacy of psychotherapeutic techniques as adjunctive to other therapeutic measures in mental disorders and other medical diseases.



3.1 Neuroscience Area



Introduction 1

Executive summary 2

Information Groups by Area 3

3.1 Neuroscience Area

3.2 Cardiovascular Area

3.3 Infectious Diseases and Immunity Area

3.4 Large System Pathologies Area

3.5 Cancer and Human Molecular Genetics Area

3.6 Surgery, Transplant and Health Technologies Area

Associated Clinicians 4

Scientific Report

2016
2017
2018

Their main areas of investigation are: research in bipolar disorder, severe mental disorder, and other medical disorder such as multiple sclerosis, cancer and chronic pain. We participate in clinical trials on new treatments and specific therapies in order to improve and the prognosis of these disorder.

Moreover, the group is involved in the evaluation of new treatments or new indications in mental disorders through the participation in clinical trials.

We are specially focused in the assessment of the efficacy and effectiveness of techniques such as Mindfulness and we evaluate hypothetical mediators of response, such as neurotrophic factors or factors related to inflammatory response.

Research lines

- Psychotherapeutic interventions in mental disorders
- Suicide prevention

Research Activity

Books and book chapters

Bravo Ortiz MF, López Cánovas FJ. Manual de psicofarmacología para profesionales de la salud mental. Madrid: Síntesis, 2018. p.1-162

Publications

- Bernardo M, de Dios C, Pérez V, Ignacio E, Serrano M, Vieta E, Mira JJ, Guilabert M, Roca M. Quality indicators in the treatment of patients with depression bipolar disorder or schizophrenia. Consensus study. Rev Psiquiatr Salud Ment. 2018; 11(2): 66-75. Article. IF: 2.927, Q2
- Pérez-Sales P, Jan den Otter J, Hardi L, Wenzel T, Diaconu G, Cors G, Kastrup M. WPA Position statement on banning the participation of psychiatrists in the interrogation of detainees. World Psychiatry. 2018; 17(2): 237-8. Editorial Material. IF: 34.024, D1
- Pérez-Sales P. Ill-treatment and torture in demonstrations and other non-custodial settings. How can academic research help in the discussion? Torture. 2018; 28(1): 1-13. Editorial Material. Not Indexed

Public projects

Bravo Ortiz MF. AGES-CM 2-CM - Ambiente y genes en esquizofrenia (S2017/BMD-3740). CM. 2018-2019.

Management centre: FIBHULP

Bravo Ortiz MF. Contrato de apoyo a investigador (PEJ-2017-AI/SAL-5716). CM. 2018-2020.

Management centre: FIBHULP

Bravo Ortiz MF. Intervenciones basadas en Mindfulness para mejorar la cognición social en pacientes con un primer episodio psicótico (PI17/00768). ISCIII. 2018-2020.

Management centre: FIBHULP

de Dios Perrino C. Eficacia de un programa de actividad física aeróbica como intervención coadyuvante en pacientes bipolares estables con sobrepeso. Proyecto AEROBIP (PI17/01554). ISCIII. 2018-2020.

Management centre: FIBHULP

de Dios Perrino C. Terapia cognitiva basada en mindfulness frente a intervención psicoeducativa en pacientes con trastorno bipolar con síntomas subsindrómicos depresivos: ensayo piloto randomizado (PI13/00352). ISCIII. 2014-2018.

Management centre: FIBHULP

Private projects

Bayón Pérez C. Curso de investigación Mindfulness en la práctica clínica. AstraZeneca Farmaceutica Spain S.A. 2012-Ongoing.

Management centre: FIBHULP

Bravo Ortiz MF. II Jornada científica de sensibilización ante el estigma a la persona con enfermedad mental. Lundbeck España S.A. 2018-Ongoing.

Management centre: FIBHULP

Bravo Ortiz MF. Jornadas de investigación en el ámbito de intervenciones grupales en salud mental. AstraZeneca Farmacéutica Spain S.A. 2011-Ongoing.

Management centre: FIBHULP

Bravo Ortiz MF. XIV Jornadas de investigación en psiquiatría y salud mental: cognición, emoción y salud mental. Janssen-Cilag España S.A. 2014-Ongoing.

Management centre: FIBHULP

Bravo Ortiz MF. XVII Jornadas de Investigación. Construyendo puentes entre la salud mental infarto-juvenil y de adultos. Janssen-Cilag España S.A. 2016-Ongoing.

Management centre: FIBHULP

Calvo Sagardoy R. Cambios biomagnéticos y cognitivo-emocionales en el tratamiento de las alteraciones de la imagen corporal en pacientes con trastornos en la conducta alimentaria. Fundación Mapfre. 2005-Ongoing.

Management centre: FIBHULP

De Dios Perrino C. Regulación epigenética del sistema oxitocina-vasopresina y sociabilidad en la manía bipolar. Fundación para la investigación Biomédica Hospital Universitario La Paz. 2015-Ongoing.

Management centre: FIBHULP



3.1 Neuroscience Area



Introduction 1

Executive summary 2

Information Groups by Area 3

3.1 Neuroscience Area

3.2 Cardiovascular Area

3.3 Infectious Diseases and Immunity Area

3.4 Large System Pathologies Area

3.5 Cancer and Human Molecular Genetics Area

3.6 Surgery, Transplant and Health Technologies Area

Associated Clinicians 4

Rodríguez Vega B. Comparación de dos estrategias de intervención para el tratamiento de los trastornos depresivos en pacientes oncológicos. Lundbeck España S.A. 2007-Ongoing.
Management centre: FIBHULP

Rodríguez Vega B. Evaluación cualitativa de dos estrategias de tratamiento para la depresión en un muestra de pacientes oncológicos PI-924. Lundbeck España S.A. 2007-Ongoing.
Management centre: FIBHULP

Rodríguez Vega B. Traducción y validación de los instrumentos reflective functioning questionnaire (RFQ) e inventory of personality organization. Fundación Vasca de Innovación e Investigación Sanitarias. 2018-Ongoing.
Management centre: FIBHULP

Clinical trials

Villanueva Peña R. Estudio de fase II, aleatorizado, doble ciego, controlado con placebo y de grupos paralelos para evaluar la eficacia y la seguridad de 4 dosis orales de BI 425809 una vez al día durante un periodo de tratamiento de 12 semanas en pacientes con esquizofrenia. Type: Clinical Trial, phase II.

HULP code: 5078. Sponsored's protocol code: 1346.9.

Sponsored by: Boehringer Ingelheim España S.A. Signed date: 11/05/2018

Villanueva Peña R. Cohorte de depresión resistente al tratamiento en Europa. Type: EPA-SP.

HULP code: PI-3281. Sponsored's protocol code: 54135419DEP4001.

Sponsored by: Janssen Pharmaceutica Nv. Signed date: 04/10/2018

Villanueva Peña R. Estudio de fase II, aleatorizado, doble ciego, controlado con placebo y de grupos paralelos para evaluar la eficacia y la seguridad de 4 dosis orales de BI 425809 una vez al día durante un periodo de tratamiento de 12 semanas en pacientes con esquizofrenia. Type: Clinical Trial, phase II.

HULP code: Anexo-I 5078. Sponsored's protocol code: 1346.9.

Sponsored by: Boehringer Ingelheim España S.A. Signed date: 23/10/2018

Patents and trademarks

Rodríguez Vega B., authors; FIBHULP, assignee. Brand name: En calma; ESM 3.695.071; 2017 December 12.





3.1 Neuroscience Area



Introduction 1

Executive summary 2

Information Groups by Area 3

3.1 Neuroscience Area

3.2 Cardiovascular Area

3.3 Infectious Diseases and Immunity Area

3.4 Large System Pathologies Area

3.5 Cancer and Human Molecular Genetics Area

3.6 Surgery, Transplant and Health Technologies Area

Associated Clinicians 4

Scientific Report

2016
2017
2018



Neurology and Cerebrovascular Diseases Group

Publications: **65** Impact Factor: **269.974** QI: **21**

Exuperio Díez Tejedor. Jefe de Servicio de Neurología. Hospital Universitario La Paz. Catedrático del Departamento de Neurología. Facultad de Medicina. Universidad Autónoma de Madrid

María José Aguilar-Amat Prior. Facultativo Especialista de Área en Neurología. Hospital Universitario La Paz

María Alonso de Leciñana Cases. Facultativo Especialista de Área en Neurología. Hospital Universitario La Paz

Francisco Javier Arpa Gutiérrez. Profesor Asociado Facultad de Medicina. Universidad Autónoma de Madrid

María Jesús Bullido Gómez-Heras. Profesor Titular. Departamento de Biología Molecular. Facultad de Ciencias. CBM “Severo Ochoa”

Fernando Carceller Benito. Facultativo Especialista de Área en Neurocirugía. Hospital Universitario La Paz

Sebastián Cerdán García-Esteller. Investigador Postdoctoral. Laboratorio de Imagen y Espectroscopia por Resonancia Magnética. IIB “Alberto Sols”

María Delia Chaverri Rada. Facultativo Especialista de Área en Neurología. Hospital Universitario La Paz

Jorge Eduardo Collazos Castro. Jefe de Laboratorio de Reparación Neural y Biomateriales. Hospital Nacional de Paraplégicos de Toledo

Josué Fernández Carnero. Profesor e Investigador Postdoctoral. Centro Superior de Estudios Universitarios La Salle

Andrés Francisco Fernández Prieto. Facultativo Especialista de Área en Radiología. Hospital Universitario La Paz

Mireya Fernández-Fournier Fernández. Facultativo Especialista de Área en Neurología. Hospital Universitario La Paz

Ana Frank García. Jefe de Sección en Servicio de Neurología. Hospital Universitario La Paz. Profesora Titular de Neurología. Facultad de Medicina. Universidad Autónoma de Madrid

Remedios Frutos Martínez. Facultativo Especialista de Área en Radiología. Hospital Universitario La Paz

Blanca Fuentes Gimeno. Jefe de Sección en Neurología. Hospital Universitario La Paz

Alfonso Gil Martínez. Fisioterapeuta. Hospital Universitario La Paz

David Gómez Andrés. Investigador Predoctoral. Departamento de Anatomía, Histología y Neurociencia. Universidad Autónoma de Madrid

María del Carmen Gómez de Frutos. Investigadora Predoctoral. Hospital Universitario La Paz

Ana Cristina Guadaño Ferraz. Científico Titular. Departamento de Fisiopatología Endocrina y del Sistema Nervioso. IIB “Alberto Sols”

María Dolores Gutiérrez Fernández. Investigadora Postdoctoral. Contrato Miguel Servet tipo I. Laboratorio de Neurociencias y Enfermedades Cerebrovasculares. Hospital Universitario La Paz

María Hernández Barral. Facultativo Especialista de Área en Neurología. Hospital Universitario La Paz

Rafael Herruzo Cabrera. Jefe de Sección de Medicina Preventiva y Salud Pública. Hospital Universitario La Paz. Catedrático Facultad de Medicina. Universidad Autónoma de Madrid

Vicente Iváñez Mora. Facultativo Especialista de Área en Neurología. Hospital Universitario La Paz

Roy La Touche Arbizu. Profesor Titular. Centro Superior de Estudios Universitarios La Salle

Manuel Lara Lara. Facultativo Especialista de Área en Neurología. Hospital Universitario La Paz

Fernando Laso García. Investigador Predoctoral. Hospital Universitario La Paz

Jesús María López Arrieta. Jefe de Sección de Geriatria. Hospital Universitario La Paz - Hospital de Cantoblanco. Profesor Asociado de Prácticas. Facultad de Psicología. Universidad Autónoma de Madrid

María Pilar López Larrubia. Científica Titular. CSIC. IBB “Alberto Sols”

Ibai López de Uralde Villanueva. Investigador Predoctoral. Centro Superior de Estudios Universitarios La Salle



3.1 Neuroscience Area

Introduction 1

Executive summary 2

Information Groups by Area 3

3.1 Neuroscience Area

3.2 Cardiovascular Area

3.3 Infectious Diseases and Immunity Area

3.4 Large System Pathologies Area

3.5 Cancer and Human Molecular Genetics Area

3.6 Surgery, Transplant and Health Technologies Area

Associated Clinicians 4

Scientific Report

2016
2017
2018

Begoña Marín Aguilera. Facultativo Especialista de Área en Radiología. Hospital Universitario La Paz
Juan Andrés Martín Gonzalo. Profesor Titular. Escuela Universitaria de Fisioterapia de la ONCE
Ángel Martín Montes. Facultativo Especialista de Área en Neurología. Hospital Universitario La Paz
Arturo Martínez Arroyo. Técnico de Laboratorio. Hospital Universitario La Paz
Antonio Martínez Bermejo. Jefe de Servicio de Neurología Pediátrica. Hospital Universitario La Paz. Profesor Asociado. Facultad de Medicina. Universidad Autónoma de Madrid
Mercedes Martínez Moreno. Facultativo Especialista de Área en Medicina Física y Rehabilitación. Hospital Universitario La Paz
Susana Moraleda Pérez. Jefe de Sección de Medicina Física y Rehabilitación. Hospital Universitario La Paz
Pilar Negrodo Madrigal. Profesor Interino. Departamento de Anatomía, Histología y Neurociencia. Universidad Autónoma de Madrid
Susana Noval Martín. Facultativo Especialista de Área en Oftalmología. Hospital Universitario La Paz
Jesús Oliván Palacios. Facultativo Especialista de Área en Neurofisiología Clínica. Hospital Carlos III - Hospital Universitario La Paz
Laura Otero Ortega. Investigadora Postdoctoral. Contrato Juan de la Cierva. Hospital Universitario La Paz
Joaquín Pardo Montero. Profesor Titular. Centro Superior de Estudios Universitarios La Salle
Alba París Alemany. Profesora. Investigadora Predoctoral. Centro Superior de Estudios Universitarios La Salle
Samuel Ignacio Pascual Pascual. Jefe de Sección de Neurología Pediátrica. Hospital Universitario La Paz. Profesor Asociado. Facultad de Medicina. Universidad Autónoma de Madrid
José Francisco Paz Solís. Facultativo Especialista de Área en Neurocirugía. Hospital Universitario La Paz
Inmaculada Puertas Muñoz. Facultativo Especialista de Área en Neurología. Hospital Universitario La Paz
Irene Pulido Valdeolivas. Investigadora Predoctoral. Departamento de Anatomía, Histología y Neurociencia. Hospital Universitario La Paz
Estrella Rausell Tamayo. Catedrática. Departamento de Anatomía, Histología y Neurociencias. Facultad de Medicina. Universidad Autónoma de Madrid
José María Roda Frade. Jefe de Servicio de Neurocirugía. Hospital Universitario La Paz
Irene Rodríguez Andonaegui. Profesor Ayudante. Escuela Universitaria de Fisioterapia de la ONCE
Francisco Javier Rodríguez de Rivera Garrido. Facultativo Especialista de Área en Neurología. Hospital Universitario La Paz
Aranzazu Royo Orejas. Jefe de Sección de Radiología. Hospital Universitario La Paz
Gerardo Ruiz Ares. Facultativo Especialista de Área en Neurología. Hospital Universitario La Paz
María Teresa Salas Campos. Técnico Superior Psicología. Servicio de Neurología. Hospital Universitario La Paz
Susana Santiago Pérez. Jefe de Sección Neurofisiología Clínica. Hospital Universitario La Paz
Antonio Tallón Barranco. Facultativo Especialista de Área en Neurología. Hospital Universitario La Paz
Gema Torrijos Barbero. Especialista en Neuropsicología. Unidad de Memoria y Demencias. Hospital de Cantoblanco-Hospital Universitario La Paz

Arturo Ugalde Canitrot. Facultativo Especialista de Área en Neurofisiología Clínica. Hospital Universitario La Paz
Francisco Vivancos Matellano. Facultativo Especialista de Área en Neurología. Hospital Universitario La Paz

Strategic Objective

CEREBROVASCULAR

- Development of translational research studies (both animal and clinical studies) in cerebrovascular diseases, with the objectives of increasing the understanding of the pathogenesis of both cerebral infarction (with cortical and subcortical affection) and cerebral hemorrhage. To identify prognostic biomarkers and therapeutic targets mainly aimed at the promotion of brain protection and repair, with a special interest on the development of cell therapy as well as in trophic factors, extracellular vesicles and remyelinating drugs. Clinical trials of cell therapy in acute cerebral infarction (clinical trial AMASCIS and European Consortium RESSTORE-H2020).
- Development of innovative strategies in the diagnosis and treatment of ischemic stroke, through the development of an independent operator-ultrasound device for brain visualization and for enhancement by ultrasound of drug therapies (BDNF, exosomes) in the ischemic area.
- Evaluation of the benefit of the implementation of prehospital clinical scales able to identify of patients of cerebral artery occlusion susceptible to mechanical thrombectomy in order to shorten treatment delay and improve the prognosis of patients. Comparative analysis of benefit and risk of primary mechanical thrombectomy versus intravenous thrombolysis in patients with acute ischemic stroke within the first 4.5 hours from onset.
- Study of the clinical (neurological and neuropsychological) and anthropological factors influencing functional recovery and reintegration of stroke patients as well as the compliance with the recommendations for secondary stroke prevention.

HEADACHES AND NEUROPATHIC PAIN

- Analysis of the expression of the phenomenon central painful awareness in different primary and secondary headaches.

NEURODEGENERATION

Amyotrophic Lateral Sclerosis

- Analysis of the different profiles of cognitive impairment in ALS patients. Adaptation and validation of cognitive ALS specific scales for Spanish patients. Study of cognitive potentials for identification of possible specific EEG endophenotypes in ALS patients.
- Study of biomarkers in ALS and other motor neuron diseases. Genetic, metabolomic and proteomic profiling combined with clinical parameters.



3.1 Neuroscience Area



Introduction 1

Executive summary 2

Information Groups by Area 3

3.1 Neuroscience Area

3.2 Cardiovascular Area

3.3 Infectious Diseases and Immunity Area

3.4 Large System Pathologies Area

3.5 Cancer and Human Molecular Genetics Area

3.6 Surgery, Transplant and Health Technologies Area

Associated Clinicians 4

Scientific Report

2016
2017
2018

- Participation In Project MinE: International program analyzing the genoma of 15000 patients and controls by the same genotyping platform.
- Functional study of Autonomic Nervous System in Amyotrophic Lateral Sclerosis. Identification of differential patterns of the disease presentation and their impact on clinical outcome .Alzheimer´s disease.
- Study of the lysosomal pathway involvement in a model of neurodegeneration and cholesterol dysregulation in Alzheimer´s disease. Parkinson´s disease.
- Tremor as a negative predictive factor in developing dementia associated with Parkinson´s disease.
- Evaluation of the benefits and risks of continuous infusion of intraduodenal levodopa in idiopathic Parkinson´s disease. Hereditary ataxias.
- Assessment of therapeutic response to Frenkel training exercises enhanced by Wii game console in patients with cerebellar ataxia.
- Participation in the Registry of the European Consortium EFACTS (European Friedreich´s Ataxia Consortium for Translational Studies) aimed at improve the knowledge of the epigenetic mechanisms related to silencing the expression of frataxin and the pathogenesis of the disease, identification of biomarkers and genes modifying the clinical expression of the disease, development of new therapies as well as cellular and animal models for the study of Friedrich´s Ataxia.

COGNITION, BEHAVIOR AND NEUROLOGICAL ANTHROPOLOGY

- Analysis of the medium and long term results of workshops on post-stroke care attended by family and patients during the hospitalization time for an acute stroke on the degree of knowledge and ack - nnowledge of stroke and its risk factors.
- Evaluation of the perceived quality of physicianpatient-family communication in cerebrovascular diseases and dementias.

NEUROIMMUNOLOGY

Multiple sclerosis

- Study of remyelinzators substances as a biomarker white matter lesion in multiple sclerosis patients.
- Analysis of white matter biomarkers in Theiler´s Mourine Encephalomyelitis Virus (TMEV) animal model. Development of new reparative therapies based on the enhancement of remyelination in experimental animal model.
- Analysis of molecular and neuroimaging biomarkers of brain damage and repair in Multiple Sclerosis.

AUTONOMIC NERVOUS SYSTEM

- Evaluation of the Autonomic Nervous System in movement disorders.
- Evaluation of the Autonomic Nervous System in focal autonomic neuropathies and in Fabry disease.

- COMPASS-31 Study (collaboration with the Mayo Clinic): Registry of patients and controls with central and peripheral dysautonomia.

NEUROMUSCULAR DISEASES

- Observational study of the clinical course of patients with Charcot-Marie-Tooth disease. Identification of prognostic factors.
- Efficacy of evaluation of Eslicarbazepine acetate in neuropathic pain in patients with peripheral neuropathies.

SLEEP

- Development and evaluation of intervention protocols in childhood insomnia treatment.
- Analysis of sleep microstructure in newborns with Prader Willi Syndrome.
- Study on the efficacy of child insomnia treatment with oral iron supplements against placebo.

EPILEPSY

- Evaluation of the benefit of the implementation of an outpatient clinic for first seizures.
- Analysis of factors influencing the recurrence of seizures, tolerance and adherence to drugs, during the first monotherapy in patients with epilepsy.
- Analysis of neuropsychological disorders in the primary generalized epilepsy.
- Obstructive sleep apnea in Epilepsy.
- Epileptic encephalopathies and perampanel.

BRAIN DEVELOPMENT DISORDERS

- Study and functional classification of the gait of pediatric patients with cerebral palsy.
- Study and functional classification of the gait of patients with familial spastic paraparesis.
- Gait analysis as a tool for the differential diagnosis between child cerebral palsy and PEF in paediatric patients.

Research lines

- Cerebrovascular diseases
- Neurodegenerative diseases
- Neuroimmunology. Multiple sclerosis
- Neuromuscular diseases and spinocerebellar ataxias. Motor neuron diseases Amyotrophic lateral sclerosis
- Developmental disorders and neurological maturation (TRADESMA)
- Headache and neuropathic pain



3.1 Neuroscience Area

Research Activity

Doctoral theses

Llorente Ginés P. Role of proteases implicated in the lysosomal pathway on app processing in a cellular model of neurodegeneration[dissertation]. Madrid: UAM: 2018(20/12/2018).

Director: Bullido Gómez-Heras MJ.



López de Uralde Villanueva I. Indicios de sensibilización central en el dolor crónico inespecífico de cuello con características neuropáticas.[dissertation]. Madrid: URJC: 2018(27/06/2018).

Directors: Fernández Carnero J; La Touche Arbizu R.

Moraleda Pérez S. Eficacia de la toxina botulínica A en el tratamiento de la parálisis facial periférica. Comparación de diferentes escalas en la evaluación de la función facial[dissertation]. Madrid: UAM: 2018(30/11/2018).

Director: Lassaletta Atienza L

Books and book chapters

Gil-Martínez A, Oliveira T. Métodos de control y terapéutica. In: Fonseca J, Mariz-Almeida A, Dias R. Bruxismo: Do Diagnóstico á Reabilitação. Queluz (Portugal): Sociedade Portuguesa de Trastorno Temporomandibular y Dolor Orofacial, 2018. p.58-60

Publications

- Aarnio K, Rodríguez-Pardo J, Siegerink B, Hardt J, Broman J, Tulkki L, Haapaniemi E, Kaste M, Tatlisumak T, Putaala J. Return to work after ischemic stroke in young adults: A registry-based follow-up study. *Neurology*. 2018; 91(20): E1909-17. Article. IF: 8.689; D1.
- Arellano CM, Vilches A, Clemente E, Pascual-Pascual SI, Bolinches-Amoros A, Castro AA, Espinos C, Rodríguez ML, Jendelova P, Erceg S. Generation of a human iPSC line from a patient with autosomal recessive spastic ataxia of Charlevoix-Saguenay (ARSACS) caused by mutation in SACSIN gene. *Stem Cell Res*. 2018; 31: 249-52. Editorial Material. IF: 3.929; Q1
- Balbas-Álvarez L, Candelas-Fernández, del Corral T, La Touche R, López-de-Uralde-Villanueva I. Effect of manual therapy, motor control exercise, and inspiratory muscle training on maximum inspiratory pressure and postural measures in moderate smokers: A randomized controlled trial. *J Manip Physiol Ther*. 2018; 41(5): 372-82. Article. IF: 1.274; Q3
- Beltran-Alacreu H, López-de-Uralde-Villanueva I, Calvo-Lobo C, Fernández-Carnero J, La Touche R. Clinical features of patients with chronic non-specific neck pain per disability level: A novel observational study. *Rev Assoc Med Bras*. 2018; 64(8): 700-9. Article. IF: 0.801; Q4
- Beltrán-Alacreu H, López-de-Uralde-Villanueva I, Calvo-Lobo C, La Touche R, Cano-de-la-Cuerda R, Gil-Martínez A, Fernández-Ayuso D, Fernández-Carnero J. Prediction models of health-related quality of life in different neck pain conditions: a cross-sectional study. *Patient Prefer Adher*. 2018; 12: 657-66. Article. IF: 2.097; Q2



- Calle D, Negri V, Munuera C, Mateos L, Tourino IL, Vinegla PR, Ramírez MO, García-Hernández M, Cerdán S, Ballesteros P. Magnetic anisotropy of functionalized multi-walled carbon nanotube suspensions. *Carbon*. 2018; 131: 229-37. Article. IF: 7.466; Q1
- Cuenca-Martínez F, Bartrina-Rodríguez I, Suso-Martí L, La Touche R, Ferrer-Pena R. Association between somatosensory, motor and psychological variables by levels of disability in patients with cervicogenic dizziness. *Somatosens Mot Res*. 2018; 35(43558): 247-52. Article. IF: 1.235; Q4
- Cuenca-Martínez F, Suso-Martí L, Grande-Alonso M, Paris-Aleman A, La Touche R. Combining motor imagery with action observation training does not lead to a greater autonomic nervous system response than motor imagery alone during simple and functional movements: a randomized controlled trial. *PeerJ*. 2018; 6: e5142. Article. IF: 2.353; Q2
- de Celis E, de Lecina MA, Rodríguez-Pardo J, Fuentes B, Díez-Tejedor E. Increased risk of ischemic stroke in multiple myeloma associated with lenalidomide treatment: A case report and review of the literature. *Clin Neuropharmacol*. 2018; 41(6): 232-5. Review. IF: 1.272; Q4
- del Corral T, Iranzo MACI, López-de-Uralde-Villanueva I, Martínez-Alejos R, Blanco I, Vilaro J. Effectiveness of a home-based active video game programme in young cystic fibrosis patients. *Respiration*. 2018; 95(2): 87-97. Article. IF: 2.935; Q2
- Fernández-Ayuso D, Fernández-Ayuso R, del-Campo-Cazallas C, Pérez-Olmo JL, Matías-Pompa B, Fernández-Carnero J, Calvo-Lobo C. The modification of vital signs according to nursing students' experiences undergoing cardiopulmonary resuscitation training via high-fidelity simulation: Quasi-experimental study. *JMIR Serious Games*. 2018; 6(3): e11061. Article. IF: 3.351; Q2
- Fernández-Montoya J, Avendaño C, Negro P. The glutamatergic system in primary somatosensory neurons and its involvement in sensory input-dependent plasticity. *Int J Mol Sci*. 2018; 19(1): 69. Review. IF: 4.183; Q2
- Fernández-Montoya J, Martín YB, Negro P, Avendaño C. Changes in the axon terminals of primary afferents from a single vibrissa in the rat trigeminal nuclei after active touch deprivation or exposure to an enriched environment. *Brain Struct Funct*. 2018; 223(1): 47-61. Article. IF: 3.622; D1
- Ferrer-Peña R, Calvo-Lobo C, Aiguade R, Fernández-Carnero J. Which seems to be worst? Pain severity and quality of life between patients with lateral hip pain and low back pain. *Pain Res Manag*. 2018; 9156247. Article. IF: 1.701; Q4
- Fuentes B, Ntaios G, Putaala J, Thomas B, Turc G, Díez-Tejedor E. European Stroke Organisation (ESO) guidelines on glycaemia management in acute stroke. *Eur Stroke J*. 2018; 3(1): 5-21. Article. Not Indexed
- Fuentes B. Antidiabetic drugs for stroke prevention in patients with type-2 diabetes. The neurologist's point of view. *Med Clin-Barcelona*. 2018; 150(7): 275-81. Review. IF: 1.277; Q3
- García-Magro N, Martín YB, Negro P, Avendaño C. The greater occipital nerve and its spinal and brainstem afferent projections: A stereological and tract-tracing study in the rat. *J Comp Neurol*. 2018; 526(18): 3000-19. Article. IF: 3.239; D1
- García-Yébenes I, García-Culebras A, Peña-Martínez C, Fernández-López D, Díaz-Guzmán J, Negro P, Avendaño C, Castellanos M, Gasull T, Dávalos A, Moro MA, Lizasoain I. Iron overload exacerbates the risk of hemorrhagic transformation after tPA (Tissue-Type Plasminogen Activator) administration in thromboembolic stroke mice. *Stroke*. 2018; 49(9): 2163-72. Article. IF: 6.046; D1

Introduction

1

Executive summary

2

Information Groups by Area

3

3.1 Neuroscience Area

3.2 Cardiovascular Area

3.3 Infectious Diseases and Immunity Area

3.4 Large System Pathologies Area

3.5 Cancer and Human Molecular Genetics Area

3.6 Surgery, Transplant and Health Technologies Area

Associated Clinicians

4

Scientific Report

2016
2017
2018



3.1 Neuroscience Area



Introduction 1

Executive summary 2

Information Groups by Area 3

3.1 Neuroscience Area

3.2 Cardiovascular Area

3.3 Infectious Diseases and Immunity Area

3.4 Large System Pathologies Area

3.5 Cancer and Human Molecular Genetics Area

3.6 Surgery, Transplant and Health Technologies Area

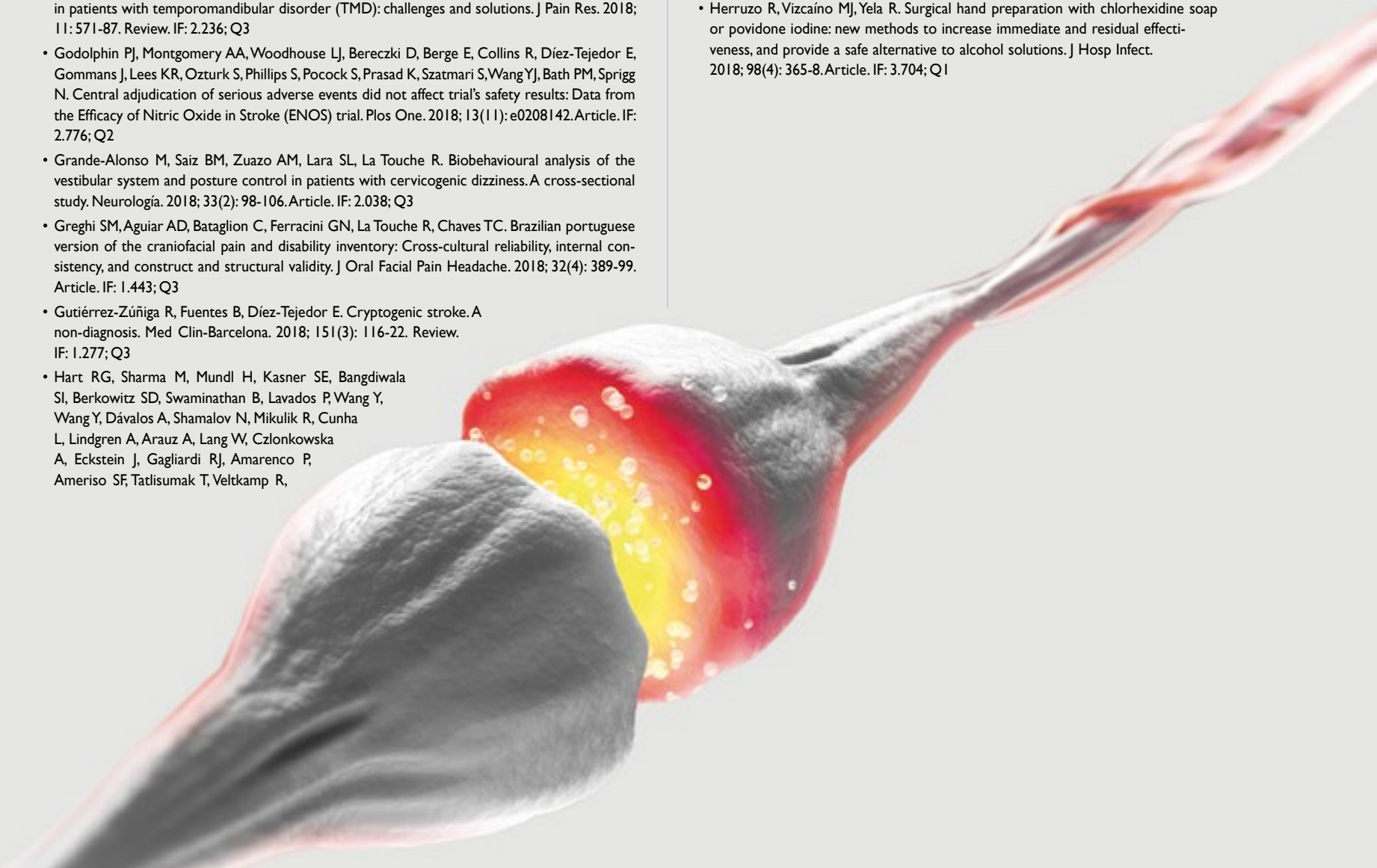
Associated Clinicians 4

Scientific Report

2016
2017
2018

- Garrigos-Pedron M, La Touche R, Navarro-Desentre P, Gracia-Naya M, Segura-Orti E. Effects of a physical therapy protocol in patients with chronic migraine and temporomandibular disorders: A randomized, single-blinded, clinical trial. *J Oral Facial Pain Headache*. 2018; 32(2): 137-50. Article. IF: 1.443; Q3
- Gil-Martínez A, París-Aleman A, López-de-Uralde-Villanueva I, La Touche R. Management of pain in patients with temporomandibular disorder (TMD): challenges and solutions. *J Pain Res*. 2018; 11: 571-87. Review. IF: 2.236; Q3
- Godolphin PJ, Montgomery AA, Woodhouse LJ, Bereczki D, Berge E, Collins R, Díez-Tejedor E, Gommans J, Lees KR, Ozturk S, Phillips S, Pocock S, Prasad K, Szatmari S, Wang YJ, Bath PM, Sprigg N. Central adjudication of serious adverse events did not affect trial's safety results: Data from the Efficacy of Nitric Oxide in Stroke (ENOS) trial. *Plos One*. 2018; 13(11): e0208142. Article. IF: 2.776; Q2
- Grande-Alonso M, Saiz BM, Zuazo AM, Lara SL, La Touche R. Biobehavioural analysis of the vestibular system and posture control in patients with cervicogenic dizziness. A cross-sectional study. *Neurología*. 2018; 33(2): 98-106. Article. IF: 2.038; Q3
- Greggi SM, Aguiar AD, Bataglion C, Ferracini GN, La Touche R, Chaves TC. Brazilian portuguese version of the craniofacial pain and disability inventory: Cross-cultural reliability, internal consistency, and construct and structural validity. *J Oral Facial Pain Headache*. 2018; 32(4): 389-99. Article. IF: 1.443; Q3
- Gutiérrez-Zúñiga R, Fuentes B, Díez-Tejedor E. Cryptogenic stroke. A non-diagnosis. *Med Clin-Barcelona*. 2018; 151(3): 116-22. Review. IF: 1.277; Q3
- Hart RG, Sharma M, Mundl H, Kasner SE, Bangdiwala SI, Berkowitz SD, Swaminathan B, Lavados P, Wang Y, Wang Y, Dávalos A, Shamalov N, Mikulik R, Cunha L, Lindgren A, Arauz A, Lang W, Czlonkowska A, Eckstein J, Gagliardi RJ, Amarenco P, Ameriso SF, Tatlisumak T, Veltkamp R,

- Hankey GJ, Toni D, Bereczki D, Uchiyama S, Ntaios G, Yoon BW, Brouns R, Endres M, Muir KW, Bornstein N, Ozturk S, O'Donnell MJ, Basson MMD, Pare G, Pater C, Kirsch B, Sheridan P, Peters G, Weitz JI, Peacock WF, Shoamanesh A, Benavente OR, Joyner C, Themeles E, Connolly SJ, (Fuentes Gimeno B, Díez Tejedor E). Rivaroxaban for stroke prevention after embolic stroke of undetermined source. *New Engl J Med*. 2018; 378(23): 2191-201. Article. IF: 70.67; D1
- Herruzo R, Vizcaíno MJ, Yela R. Surgical hand preparation with chlorhexidine soap or povidone iodine: new methods to increase immediate and residual effectiveness, and provide a safe alternative to alcohol solutions. *J Hosp Infect*. 2018; 98(4): 365-8. Article. IF: 3.704; Q1





3.1 Neuroscience Area



Introduction 1

Executive summary 2

Information Groups by Area 3

3.1 Neuroscience Area

3.2 Cardiovascular Area

3.3 Infectious Diseases and Immunity Area

3.4 Large System Pathologies Area

3.5 Cancer and Human Molecular Genetics Area

3.6 Surgery, Transplant and Health Technologies Area

Associated Clinicians 4

Scientific Report

2016
2017
2018

- Herruzo R, Vizcaíno MJ. Surgical antisepsis of hands: a two-step procedure with chlorhexidine to surpass the EN 12791. *J Hosp Infect.* 2018; 98(4): 380-1. Letter. IF: 3.704; Q1
- Kasner SE, Swaminathan B, Lavados P, Sharma M, Muir K, Veltkamp R, Ameriso SF, Endres M, Lutsep H, Messe SR, Spence JD, Nedelchev K, Perera K, Santo G, Olavarria V, Lindgren A, Shoamaneh A, Berkowitz SD, Mundt N, Connolly S, Hart RG, (Fuentes Gimeno B, Díez Tejedor E). Rivaroxaban or aspirin for patent foramen ovale and embolic stroke of undetermined source: a prespecified subgroup analysis from the NAVIGATE ESUS trial. *Lancet Neurol.* 2018; 17(12): 1053-60. Article. IF: 28.755; D1
- Kivioja R, Pietila A, Martínez-Majander N, Gordin D, Havulinna AS, Salomaa V, Aarnio K, Curtze S, Leiviska J, Rodríguez-Pardo J, Surakka I, Kaste M, Tatlisumak T, Putaala J. Risk factors for early-onset ischemic stroke: A case-control Study. *J Am Heart Assoc.* 2018; 7(21): e009774. Article. IF: 4.66; Q1
- Kristen H, Sastre I, Muñoz-Galdeano T, Recuero M, Aldudo J, Bullido MJ. The lysosome system is severely impaired in a cellular model of neurodegeneration induced by HSV-1 and oxidative stress. *Neurobiol Aging.* 2018; 68: 5-17. Article. IF: 4.398; Q1
- La Touche R, París-Alemán A, Hidalgo-Pérez A, López-de-Uralde-Villanueva I, Angulo-Díaz-Parrero S, Muñoz-García D. Evidence for central sensitization in patients with temporomandibular disorders: A systematic review and meta-analysis of observational studies. *Pain Pract.* 2018; 18(3): 388-409. Review. IF: 2.486; Q3
- La Touche R, Pérez-González A, Suso-Martí L, París-Alemán A, Cuenca-Martínez F. Observing neck movements evokes an excitatory response in the sympathetic nervous system associated with fear of movement in patients with chronic neck pain. *Somatosens Mot Res.* 2018; 35(4): 162-9. Article. IF: 1.235; Q4
- Laso-García F, Ramos-Cejudo J, Carrillo-Salinas FJ, Otero-Ortega L, Feliú A, Gómez-de Frutos M, Mecha M, Díez-Tejedor E, Guaza C, Gutiérrez-Fernández M. Therapeutic potential of extracellular vesicles derived from human mesenchymal stem cells in a model of progressive multiple sclerosis. *Plos One.* 2018; 13(9): e0202590. Article. IF: 2.776; Q2
- Llorente P, Kristen H, Sastre I, Toledano-Zaragoza A, Aldudo J, Recuero M, Bullido MJ. A Free radical-generating system regulates amyloid oligomers: Involvement of cathepsin B. *J Alzheimers Dis.* 2018; 66(4): 1397-408. Article. IF: 3.517; Q2
- López MV, de Castro PC, Villanueva NG, Romero AJA, Pascual SIP. Quality of life heart-disease children who have suffered from an arterial ischemic stroke. *An Pediatr.* 2018; 88(3): 167-9. Letter. IF: 1.166; Q3
- López-de-Uralde-Villanueva I, Candelas-Fernández P, de-Diego-Cano B, Minguéz-Calzada O, del Corral T. The effectiveness of combining inspiratory muscle training with manual therapy and a therapeutic exercise program on maximum inspiratory pressure in adults with asthma: a randomized clinical trial. *Clin Rehabil.* 2018; 32(6): 752-5. Article. IF: 2.738; Q1
- López-de-Uralde-Villanueva I, Gil-Martínez A, Candelas-Fernández P, de Andrés-Ares J, Beltrán-Alacreu H, La Touche R. Validity and reliability of the Spanish-language version of the self-administered Leeds Assessment of Neuropathic Symptoms and Signs (S-LANSS) pain scale. *Neurología.* 2018; 33(8): 505-14. Article. IF: 2.038; Q3
- López-de-Uralde-Villanueva I, Sollano-Vállez E, del Corral T. Reduction of cervical and respiratory muscle strength in patients with chronic nonspecific neck pain and having moderate to severe disability. *Disabil Rehabil.* 2018; 40(21): 2495-504. Article. IF: 2.054; Q2
- López-de-Uralde-Villanueva I, Beltrán-Alacreu H, Fernández-Carnero J, La Touche R. Pain management using a multimodal physiotherapy program including a biobehavioral approach for chronic nonspecific neck pain: a randomized controlled trial. *Physiother Theory Pract.* 2018; 1-18. Article. IF: 1.158; Q4
- Losana-Ferrer A, Manzanar-López S, Cuenca-Martínez F, París-Alemán A, La Touche R. Effects of motor imagery and action observation on hand grip strength, electromyographic activity and intramuscular oxygenation in the hand gripping gesture: A randomized controlled trial. *Hum Movement Sci.* 2018; 58: 119-31. Article. IF: 1.928; Q2
- Lubrini G, Martín-Montes A, Díez-Ascaso O, Díez-Tejedor E. Brain disease, connectivity, plasticity and cognitive therapy: A neurological view of mental disorders. *Neurología.* 2018; 33(3): 187-91. Review. IF: 2.038; Q3
- Marcos-Martín F, González-Ferrero L, Martín-Alcocer N, París-Alemán A, La Touche R. Multimodal physiotherapy treatment based on a biobehavioral approach for patients with chronic cervico-craniofacial pain: a prospective case series. *Physiother Theory Pract.* 2018; 34(9): 671-81. Article. IF: 1.58; Q1
- Martí-Fábregas J, Medrano-Martorell S, Merino E, Prats-Sánchez L, Marín R, Delgado-Mederos R, Camps-Renom P, Martínez-Domeno A, Gómez-Choco M, Lara L, Casado-Naranjo I, Canovas D, Torres MJ, Freijo M, Calleja A, Bravo Y, Cocho D, Rodríguez-Campello A, Zandio B, Fuentes B, de Felipe A, Llull L, Maestre J, Hernández M, Garces M, de Arce-Borda AM, Palomeras E, Rodríguez-Yáñez M, Díaz-Maroto I, Serrano M, Fernández-Domínguez J, Sanahuja J, Purroy F, Zedde M, Delgado-Mengual J, Gich I. Statins do not increase Markers of Cerebral Angiopathies in patients with Cardioembolic Stroke. *Sci Rep-Uk.* 2018; 8: 1492. Article. IF: 4.011; Q1
- Martín-Pintado-Zugasti A, del Moral OM, Gerwin RD, Fernández-Carnero J. Post-needling soreness after myofascial trigger point dry needling: Current status and future research. *J Bodyw Mov Ther.* 2018; 22(4): 941-6. Article. Not Indexed
- Martín-Pintado-Zugasti A, Fernández-Carnero J, León-Hernández JV, Calvo-Lobo C, Beltrán-Alacreu H, Alguacil-Diego I, Gallego-Izquierdo T, Pecos-Martín D. Postneedling soreness and tenderness after different dosages of dry needling of an active myofascial trigger point in patients with neck pain: A randomized controlled trial. *PM&R.* 2018; 10(12): 1311-20. Article. IF: 1.902; Q2
- Melac AT, Mariotti C, Pierucci AF, Giunti P, Arpa J, Boesch S, Klopstock T, vom Hagen JM, Klockgether T, Burk K, Schulz JB, Reetz K, Pandolfo M, Durr A, du Montcel ST. Friedreich and dominant ataxias: quantitative differences in cerebellar dysfunction measurements. *J Neurol Neurosurg Ps.* 2018; 89(6): 559-65. Article. IF: 8.272; D1
- Miro JUM, de Teran FJD, Singer PA, Prior MJAA. Emergency electroencephalogram: Usefulness in the diagnosis of nonconvulsive status epilepticus by the on-call neurologist. *Neurología.* 2018; 33(2): 71-7. Article. IF: 2.038; Q3
- Morales-Gómez S, Elizagaray-García I, Yepes-Rojas O, de la Puente-Ranea L, Gil-Martínez A. Effectiveness of virtual immersion programmes in patients with Parkinson's disease. A systematic review. *Rev Neurología.* 2018; 66(3): 69-80. Article. IF: 0.485; Q4



3.1 Neuroscience Area

Introduction 1

Executive summary 2

Information Groups by Area 3

3.1 Neuroscience Area

3.2 Cardiovascular Area

3.3 Infectious Diseases and Immunity Area

3.4 Large System Pathologies Area

3.5 Cancer and Human Molecular Genetics Area

3.6 Surgery, Transplant and Health Technologies Area

Associated Clinicians 4

Scientific Report

2016
2017
2018

- Muruaga MMC, Reig G, Vivancos J, González A, Cardona P, Ramírez-Moreno JM, Martí-Fabregas J, Fernández C. Factors associated with poor anticoagulation control with vitamin K antagonists among outpatients attended in internal medicine and neurology. The ALADIN study. *Rev Clin Esp.* 2018; 218(7): 327-35. Article. IF: 1.043; Q3
- Ntaios G, Lip GYH, Lambrou D, Michel P, Perlepe K, Eskandari A, Nannoni S, Sirimarco G, Strambo D, Vemmos K, Koroboki E, Manios E, Vemou A, Rodríguez-Campello A, Cuadrado-Godia E, Roquer J, Arnao V, Caso V, Paciaroni M, Díez-Tejedor E, Fuentes B, Pardo JR, Arauz A, Ameriso SF, Pertierra L, Gómez-Schneider M, Hawkes MA, Bandini F, Cano BC, Mohedano AMI, Pastor AG, Gil-Núñez A, Putaala J, Tatlisumak T, Barboza MA, Karagkiozi E, Makaritsis K, Papavasileiou V. Renal function and risk stratification of patients with embolic stroke of undetermined source. *Stroke.* 2018; 49(12): 2904-9. Article. IF: 6.046; D1
- Otero-Ortega L, de Frutos MCG, Laso-García F, Rodríguez-Frutos B, Medina-Gutiérrez E, López JA, Vázquez J, Díez-Tejedor E, Gutiérrez-Fernández M. Exosomes promote restoration after an experimental animal model of intracerebral hemorrhage. *J Cerebr Blood F Met.* 2018; 38(5): 767-79. Article. IF: 6.04; Q1
- Oviedo DC, Lezcano H, Pérez AR, Villarreal AE, Carreira MB, Isaza B, Wesley L, Grajales SA, Fernández S, Frank A, Britton GB. Vascular biomarkers and ApoE4 expression in mild cognitive impairment and Alzheimer's disease. *Aims Neurosci.* 2018; 5(2): 148-61. Review. Not Indexed
- París-Alemay A, Torres-Palomino A, Marino L, Calvo-Lobo C, Gadea-Mateos L, La Touche R. Comparison of lumbopelvic and dynamic stability between dancers and non-dancers. *Phys Ther Sport.* 2018; 33: 33-9. Article. IF: 2; Q2
- Peloso Gina M, van der Lee Sven J, Destefano Anita L, Seshardi S, (Frank-García A). Genetically elevated high-density lipoprotein cholesterol through the cholesteryl ester transfer protein gene does not associate with risk of Alzheimer's disease. *Alzheimers Dement (Amst).* 2018; 10: 595-8. Article. Not Indexed
- Pérez-Blanco V, Redondo-Bravo L, Ruiz-Carrascoso G, Paño-Pardo JR, Gómez-Gil R, Robustillo-Rodela A, García-Rodríguez J, Mingorance J, Herruzo R. Epidemiology and control measures of an OXA-48-producing Enterobacteriaceae hospital-wide oligoclonal outbreak. *Epidemiol Infect.* 2018; 146(5): 656-62. Article. IF: 2.047; Q2
- Pérez-Laso C, Cerdán S, Junque C, Gómez A, Ortega E, Mora M, Avendaño C, Gómez-Gil E, del Cerro MCR, Guillamón A. Effects of adult female rat androgenization on brain morphology and metabolomic profile. *Cereb Cortex.* 2018; 28(8): 2846-53. Article. IF: 5.437; Q1
- Pérez-Sarriegui A, Muñoz-Negrete FJ, Noval S, de Juan V, Rebolledo G. Automated evaluation of choroidal thickness and minimum rim width thickness in nonarteritic anterior ischemic optic neuropathy. *J Neuro-Ophthalmol.* 2018; 38(1): 7-12. Article. IF: 2.509; Q2
- Ramírez E, Martín A, Villán Y, Lorente M, Ojeda J, Moro M, Vara C, Avenza M, Domingo MJ, Alonso P, Asensio MJ, Blázquez JA, Hernández R, Frías J, Frank A. Effectiveness and limitations of an incident-reporting system analyzed by local clinical safety leaders in a tertiary hospital prospective evaluation through real-time observations of patient safety incidents. *Medicine.* 2018; 97(38): e12509. Article. IF: 1.87; Q2
- Reetz K, Dogan I, Hohenfeld C, Didszun C, Giunti P, Mariotti C, Durr A, Boesch S, Klopstock T, Garrid FJRDR, Schols L, Giordano I, Burk K, Pandolfo M, Schulz JB. Nonataxia symptoms in



Friedreich Ataxia Report from the Registry of the European Friedreich's Ataxia Consortium for Translational Studies (EFACTS). *Neurology.* 2018; 91(10): E917-30. Article. IF: 8.689; D1

- Ríos A, López-Navas A, López-López A, Gómez FJ, Iriarte J, Herruzo R, Blanco G, Llorca FJ, Asunsolo A, Sánchez P, Gutiérrez PR, Fernández A, de Jesús MT, Alarcón LM, del Olivo M, Fuentes L, Hernández JR, Virseda J, Yelamos J, Bondía JA, Hernández AM, Ayala MA, Ramírez P, Parrilla P. Do Spanish medical students understand the concept of brain death? *Prog Transplant.* 2018; 28(1): 77-82. Article. IF: 0.958; Q4
- Sánchez-Romero EA, Pecos-Martín D, Calvo-Lobo C, Ochoa-Sáez V, Burgos-Caballero V, Fernández-Carnero J. Effects of dry needling in an exercise program for older adults with knee osteoarthritis A pilot clinical trial. *Medicine.* 2018; 97(26): e1255. Article. IF: 1.87; Q2
- Sierra-Silvestre E, Bosello F, Fernández-Carnero J, Hoozemans MJM, Coppieters MW. Femoral nerve excursion with knee and neck movements in supine, sitting and side-lying slump: An in vivo study using ultrasound imaging. *Musculoskelet Sci Pract.* 2018; 37: 58-63. Article. IF: 1.125; Q2
- Zanin M, Gómez-Andrés D, Pulido-Valdeolivas I, Martín-Gonzalo JA, López-López J, Pascual-Pascual SI, Rausell E. Characterizing normal and pathological gait through permutation entropy. *Entropy-Switz.* 2018; 20(1): 77. Article. IF: 2.419; Q2
- Zapata-Wainberg G, Ximénez-Carrillo A, Trillo S, Fuentes B, Cruz-Culebras A, Aguirre C, de Lecinana MA, Vera R, Barcena E, Fernández-Prieto A, Méndez-Cendón JC, Caniego JL, Díez-Tejedor E, Masjuan J, Vivancos J. Mechanical thrombectomy in orally anticoagulated patients with acute ischemic stroke. *J Neurointerv Surg.* 2018; 10(9): 834-8. Article. IF: 3.925; Q1
- Zhou HL, Arias-Ramos N, López-Larrubia P, Mason RP, Cerdán S, Pacheco-Torres J. Oxygenation imaging by nuclear magnetic resonance Methods. *Methods Mol Biol.* 2018; 1718: 297-313. Article. Not Indexed

Public projects

Alonso de Leciana MA. Exosomas circulantes y mecanismos de reparación en ictus hemorrágico. Estudio traslacional (PII7/01922). ISCIII. 2018-2020.

Management centre: FIBHULP

Bullido Gómez-Heras MJ, Frank García A. Función lisosomal y homeostasis de colesterol en la neurodegeneración inducida por HSV-1 y en la enfermedad de Alzheimer: mecanismos patogénicos y biomarcadores. (SAF 2017-85747-R). MINECO. 2018-2020.

Management centre: UAM

Díez Tejedor E. Red de enfermedades vasculares cerebrales. INVICTUS PLUS (RD16/0019/0005). ISCIII. 2017-2021.

Management centre: FIBHULP

Frank García A. Effect of early and adult-life stress on the brain epigenome: relevance for the occurrence of Alzheimer's disease (AC17/00120). ISCIII. 2018-2020.

Management centre: FIBHULP



3.1 Neuroscience Area



Introduction 1

Executive summary 2

Information Groups by Area 3

3.1 Neuroscience Area

3.2 Cardiovascular Area

3.3 Infectious Diseases and Immunity Area

3.4 Large System Pathologies Area

3.5 Cancer and Human Molecular Genetics Area

3.6 Surgery, Transplant and Health Technologies Area

Associated Clinicians 4

Scientific Report

2016
2017
2018

Fuentes Gimeno B. Terapia reparadora con exosomas de células troncales mesenquimales en el infarto cerebral con daño subcortical en un modelo animal experimental (PI15/01318). ISCIII. 2016-2018.

Management centre: FIBHULP

Gil Martínez A. Sistema de interacción natural para análisis y rehabilitación de los trastornos de la marcha en la enfermedad de Parkinson (MOBEEZE) (RTC-2015-3870-1). MINECO. 2016-2018.

Management centre: FIBHULP

Gómez de Frutos MC. Contrato predoctoral (FI17/00188). ISCIII. 2018-2021.

Management centre: FIBHULP

Gutiérrez Fernández M. Exosomes as predictive biomarkers in acute ischemic stroke patients: a translational research approach (CPI5/00069). ISCIII. 2016-2018.

Management centre: FIBHULP

Roda Frade JM. Estudio multicéntrico del interactoma metabólico y genético en gliomas humanos. Implicaciones diagnósticas y pronósticas (PI17/00361). ISCIII. 2018-2020.

Management centre: FIBHULP

Roda Frade JM. MULTI-TARGET&VIEW-CM - Imagen multimodal de la respuesta terapéutica a estrategias multidiana en enfermedades neurológicas (S2017/BMD-3688). CM. 2018-2019.

Management centre: FIBHULP

Rodríguez de Rivera FJ. Estudio doble ciego, controlado con placebo, de grupos paralelos, aleatorizado, multicéntrico de la eficacia y seguridad de nicotinamida en pacientes con ataxia de Friedreich (AC16/00082). ISCIII. 2017-2019.

Management centre: FIBHULP

Ruiz Ares G. Influencia de factores clínicos, bioquímicos y ultrasonográficos asociados al pronóstico de la hemorragia intracerebral parenquimatosa. Estudio traslacional (PI16/01052). ISCIII. 2016-2019.

Management centre: FIBHULP

Private projects

Bullido Gómez-Heras MJ. Role of the lysosomal protein LAMP2 in the AD-like phenotype induced by HSV-1: Study of the LAMP2 interactome in virus infected neurons. 2018-2020.

Management centre: Centro de Biología Molecular Severo Ochoa

Aguilar-Amat Prior MJ. Registro de pacientes en una clínica de primera crisis epiléptica. Laboratorios Bial S.A. 2016-Ongoing.

Management centre: FIBHULP

Alonso de Leciana Cases M. Identificación de proteínas implicadas en la neuroreparación tras la isquemia cerebral. Estudio clínico-experimental. Fundación Hospital Ramon y Cajal. 2016-Ongoing.

Management centre: FIBHULP

Díaz de Terán Velasco FJ. Influencia del estrés como factor precipitante de la crisis en pacientes con epilepsia. UCB Pharma S.A. 2015-Ongoing.

Management centre: FIBHULP

Díez Tejedor E. Actualización en el diagnóstico y tratamiento del ictus hemorrágico: de la investigación a la práctica clínica. Boehringer Ingelheim España S.A. 2017-Ongoing.

Management centre: FIBHULP

Díez Tejedor E. Actualización y renovación de la actividad en neurología crónica hospitalaria. Registro de anticoagulación en ictus. Almirall S.A. 2007-Ongoing.

Management centre: FIBHULP

Díez Tejedor E. Analysis of the protective effect of olmesartan administered pre or post-cerebral infarction in an animal model. Pfizer S.L.U. 2011-Ongoing.

Management centre: FIBHULP

Díez Tejedor E. Aplicación de nano partículas lipídicas biomodales sectorizadas hacia la zona de preinfarto en la reparación mediada por citicolina en el tratamiento de la isquemia cerebral. Modelo en ratas. Ferrer Farma S.A. 2009-Ongoing.

Management centre: FIBHULP

Díez Tejedor E. Brain repair therapy with exosomes derived mesenchymal stem cells in experimental intracerebral hemorrhage model. Roche Farma S.A. 2016-Ongoing.

Management centre: FIBHULP

Díez Tejedor E. Cátedra neurociencias clínicas UAM.V Symposium de neuroinmunología. Esclerosis múltiple. De la investigación a la práctica clínica. Sanofi Aventis S.A. 2016-Ongoing.

Management centre: FIBHULP

Díez Tejedor E. Desarrollo de nuevos productos terapéuticos para el tratamiento de la isquemia cerebral, basado en células madre. Cellerix S.L. 2008-Ongoing.

Management centre: FIBHULP

Díez Tejedor E. Desarrollo de una base de datos para optimizar terapéutica e investigación clínica en esclerosis múltiple. Bayer Hispania S.L. 2004-Ongoing.

Management centre: FIBHULP

Díez Tejedor E. Diseño de modelos para el desarrollo de nuevas terapias neuroreparadoras en ictus. Ferrer Internacional S.A. 2008-Ongoing.

Management centre: FIBHULP



3.1 Neuroscience Area



Introduction 1

Executive summary 2

Information Groups by Area 3

3.1 Neuroscience Area

3.2 Cardiovascular Area

3.3 Infectious Diseases and Immunity Area

3.4 Large System Pathologies Area

3.5 Cancer and Human Molecular Genetics Area

3.6 Surgery, Transplant and Health Technologies Area

Associated Clinicians 4

Scientific Report

2016
2017
2018

Díez Tejedor E. Efecto de los factores tróficos (cerebrolisina) y terapia con células madre en isquemia cerebral focal. Estudio experimental en ratas. Ever Neuropharma GMBH. 2010-Ongoing.

Management centre: FIBHULP

Díez Tejedor E. Effect of trophic factors (Cerebrolysin) and stem cells therapy in focal cerebral ischemia. Experimental study in rats. Ebewe Neuro Pharma GMBH. 2008-Ongoing.

Management centre: FIBHULP

Díez Tejedor E. Fabry and stroke epidemiological protocol. Risk factors in ischemic stroke patients fabry disease: an international, multicenter, epidemiological protocol. University of Rostock. 2011-Ongoing.

Management centre: FIBHULP

Díez Tejedor E. Frequency of Fabry disease in an unselected group of young stroke patients. ESO - European Stroke Organisation. 2008-Ongoing.

Management centre: FIBHULP

Díez Tejedor E. Informatización de la gestión de pacientes. Unidad de neuroinmunología y esclerosis múltiple en el Hospital Universitario La Paz. Sanofi Aventis S.A. 2014-Ongoing.

Management centre: FIBHULP

Díez Tejedor E. Investigación en el campo de la esclerosis múltiple. Biomed S.A. 2007-Ongoing.

Management centre: FIBHULP

Díez Tejedor E. Pacientes con esclerosis múltiple: análisis de la respuesta a tratamientos biológicos. Fundación Biogen Idec. 2013-Ongoing.

Management centre: FIBHULP

Díez Tejedor E. Pacientes con esclerosis múltiple: análisis de la respuesta al Natalizumab. Schering España S.A. 2011-Ongoing.

Management centre: FIBHULP

Díez Tejedor E. Registro clínico para el seguimiento de tratamiento anticoagulante en prevención secundaria tras un ictus cardioembólico. Boehringer Ingelheim España S.A. 2011-Ongoing.

Management centre: FIBHULP

Díez Tejedor E. Proyectos de inmunología para la Unidad de Esclerosis Múltiple, implantación del modelo EAE, desarrolló técnicas para determinar las células reguladoras y análisis de marcadores biológicos en pacientes con EM que estén en tratamiento con Natalizumab. Biogen Idec Ltd. 2008-Ongoing.

Management centre: FIBHULP

Frank García A. Análisis antropológico de la sobrecarga del cuidador principal de

personas con demencia. Estrategias de Comunicación. Stakeholders. 2018-Ongoing.

Management centre: FIBHULP

Frank García A. Formación de personal investigador orientada a la investigación en el área de la odontopediatría. Universidad Europea de Madrid S.L. 2013-Ongoing.

Management centre: FIBHULP

Frank García A. Generación de un banco de linfoblastos de pacientes con enfermedad de Alzheimer y controles. Consejo Superior Investigaciones Científicas (CSIC). 2004-Ongoing.

Management centre: FIBHULP

Frank García A. Validación de los biomarcadores proteicos y metabolómicos en muestras de pacientes. Neuron Biopharma S.A. 2010-Ongoing.

Management centre: FIBHULP

Gil Martínez A. Face mirror: Fundación para la Innovación y la Prospectiva en Salud en España (FIPSE). 2018-Ongoing.

Management centre: FIBHULP

Gil Martínez A. Sistema de interacción natural para análisis y rehabilitación de los trastornos de la marcha en la enfermedad de Parkinson (MOBEEZE). Fundación I+D del Software Libre. 2016-Ongoing.

Management centre: FIBHULP

Gutiérrez Fernández MD. Programa de formación en investigación de neurociencias y enfermedades cerebrovasculares en la FIBHULP. Rozona Centro de Formación SL. 2015-Ongoing.

Management centre: FIBHULP

Ivañez Mora V. Proyecto de creación de base de datos para la investigación clínica y epidemiológica en epilepsia. EISAI Farmaceutica S.A. 2009-Ongoing.

Management centre: FIBHULP

Moraleda Perez S. Pacientes con parálisis facial periférica: registro de características clínicas antes y después del tratamiento con toxina botulínica tipo A y reeducación neuromuscular facial. Merz Pharma España S.L. 2014-Ongoing.

Management centre: FIBHULP

Noval Martín S. Estudio multicéntrico de tres años de duración para evaluar la tomografía de coherencia óptica como medida de valoración en pacientes con esclerosis múltiple. Novartis Farmaceutica S.A. 2012-Ongoing.

Management centre: FIBHULP

Noval Martín S. Identificación de factores pronósticos de recuperación visual tras la cirugía de tumores de la región selar. Novartis Farmaceutica S.A. 2010-Ongoing.

Management centre: FIBHULP



3.1 Neuroscience Area



Introduction 1

Executive summary 2

Information Groups by Area 3

3.1 Neuroscience Area

3.2 Cardiovascular Area

3.3 Infectious Diseases and Immunity Area

3.4 Large System Pathologies Area

3.5 Cancer and Human Molecular Genetics Area

3.6 Surgery, Transplant and Health Technologies Area

Associated Clinicians 4

Scientific Report

2016
2017
2018

Pascual Pascual SI. Estudio de la eficacia de la toxina botulínica en el pie equino espástico de la parálisis cerebral y de los factores que influyen en la misma. Allergan S.A. 2008-Ongoing.

Management centre: FIBHULP

Pascual Pascual SI. Safety evaluation on the use of botulinum toxin type a for the treatment of spasticity in children after 20 years of experience 1996-2015. A retrospective monocenter observational study based on a data base containing over 1000 children. Ipsen Innovation. 2017-Ongoing.

Management centre: FIBHULP

Roda Frade JM. Programa de formación de un becario para el estudio del paciente diagnosticado con dolor crónico y/o trastornos del movimiento candidato a tratamiento con neuromodulación medular y cerebral. Boston Scientific Iberica S.A. 2017-Ongoing.

Management centre: FIBHULP

Rodríguez de Rivera Garrido FJ. Consorcio Europeo de Ataxia de Friedreich para la realización de estudios traslacionales. Stakeholders. 2015-Ongoing.

Management centre: FIBHULP

Royo Orejas A. Actualización y renovación de la actividad investigadora en la Sección de Nuerorradiología del Hospital Universitario La Paz. Stakeholders. 2016-Ongoing.

Management centre: FIBHULP

Vivancos Matellano F. Análisis de la diferente evolución clínica de pacientes con enfermedad de Parkinson con tratamiento adyuvante asociado de un inhibidor de la dopa decarboxilasa y un inhibidor de la COMT. Lundbeck España S.A. 2008-Ongoing.

Management centre: FIBHULP

International projects

Díez Tejedor E. RESSTORE - Regenerative stem cell therapy for stroke in Europe. Therapeutic efficacy of allogenic adipose tissue derived mesenchymal stem cells for enhancing functional outcome in stroke patients. (Topic PHC-15-2015). H2020: UE. 2016-2020.

Management centre: FIBHULP

Clinical trials

Frank García A. Estudio de extensión en fase III, multicéntrico, a largo plazo sobre la seguridad y eficacia de AVP-786 (Bromhidrato de [D6]-Dextrometorfano Deuterado [D6-DM]/Sulfato de Quinidina [Q]) para el tratamiento de la agitación en pacientes con demencia de tipo Alzheimer. Type: Clinical Trial, phase III.

HULP code: 5155. Sponsored's protocol code: 15-AVP-786-303.

Sponsored by: Pharmaceuticals Inc. Signed date: 20/09/2018

Frank García A. Estudio de fase IIB/III, multicéntrico, aleatorizado, con doble ciego, controlado con placebo y de grupos paralelos para investigar la eficacia y la seguridad de JNJ-54861911 en sujetos asintomáticos con riesgo de desarrollar demencia de Alzheimer. Type: Clinical Trial, phase II.

HULP code: Anexo-I 4448. Sponsored's protocol code: 54861911ALZ2003.

Sponsored by: Janssen Cilag International NV. Signed date: 16/03/2018

Frank García A. Estudio de fase III multicéntrico, aleatorizado, doble ciego, controlado con placebo, con diseño de grupos paralelos, para evaluar la eficacia, la seguridad y la tolerabilidad de AVP-786 (Bromhidrato de Deudextrometorfano [D6-DM]/Sulfato de Quinidina [Q]). Type: Clinical Trial, phase III.

HULP code: 4976. Sponsored's protocol code: 4976 17-AVP-786-305.

Sponsored by: Ph Research S.L. Signed date: 30/01/2018

Ivñez Mora V. Estudio aleatorizado, doble ciego, controlado con placebo, de búsqueda de dosis para evaluar la eficacia y la seguridad de Padsevonil como tratamiento adyuvante de crisis focales en sujetos adultos con epilepsia fármacorresistente. Type: Clinical Trial, phase II.

HULP code: 5026. Sponsored's protocol code: EP0091.

Sponsored by: UCB Biosciencias GMBH. Signed date: 26/09/2018

López Arrieta JM. Estudio en fase II, multicéntrico, aleatorizado, doble ciego y controlado con placebo, en grupos paralelos, que evalúa la eficacia y seguridad de MTAU9937A en pacientes con enfermedad de Alzheimer de fase prodrómica a leve. Type: Clinical Trial, phase II.

HULP code: 4924. Sponsored's protocol code: GN39763.

Sponsored by: Genentech Inc. Signed date: 18/05/2018

López Arrieta JM. Estudio en fase II, multicéntrico, aleatorizado, doble ciego y controlado con placebo, en grupos paralelos, que evalúa la eficacia y seguridad de MTAU9937a en pacientes con enfermedad de Alzheimer de fase prodrómica a leve. Type: Clinical Trial, phase II.

HULP code: Anexo-I 4924. Sponsored's protocol code: GN39763.

Sponsored by: Genentech Inc. Signed date: 01/08/2018

Martínez Moreno M. Seguimiento clínico posterior a la comercialización en Europa de Synchromed II bajo la plataforma para el registro de vigilancia de producto (PSR) específico para la terapia neurológica - administración de fármaco selectiva. Type: Producto Sanitario.

HULP code: Anexo-I 4947. Sponsored's protocol code: PSR-TDD PMCF.

Sponsored by: Medtronic Bakkeen Research Center B.V. Signed date: 27/06/2018



3.1 Neuroscience Area



Introduction 1

Executive summary 2

Information Groups by Area 3

3.1 Neuroscience Area

3.2 Cardiovascular Area

3.3 Infectious Diseases and Immunity Area

3.4 Large System Pathologies Area

3.5 Cancer and Human Molecular Genetics Area

3.6 Surgery, Transplant and Health Technologies Area

Associated Clinicians 4

Scientific Report

2016
2017
2018

Martínez Moreno M. Seguimiento clínico posterior a la comercialización en Europa de Synchroned II bajo la plataforma para el registro de vigilancia de producto (PSR) específico para la terapia neurológica - administración de fármaco selectiva. Type: Producto Sanitario.

HULP code: 4947. Sponsored's protocol code: PSR-TDD PMCF.

Sponsored by: Medtronic Bakkeen Research Center B.V. Signed date: 07/03/2018

Pascual Pascual SI. Estudio de continuación, doble ciego, controlado con placebo, aleatorizado, multicéntrico, dividido en dos partes para investigar la seguridad, tolerabilidad, farmacocinética, farmacodinámica y eficacia de RO7034067 en pacientes con atrofia muscular espinal de tipo 2 y 3. Type: Clinical Trial, phase II.

HULP code: 4664. Sponsored's protocol code: BP39055.

Sponsored by: F.Hoffmann-La Roche Ltd. Signed date: 23/03/2018

Pascual Pascual SI. Estudio de extensión del seguimiento internacional, multicéntrico, doble ciego de 9 meses de duración para evaluar la seguridad y tolerabilidad a largo plazo de PXT3003 en pacientes con enfermedad de Charcot-Marie-Tooth de tipo IA. Type: Clinical Trial, phase III.

HULP code: Anexo-II 4768. Sponsored's protocol code: PXT3003-03.

Sponsored by: Pharnext. Signed date: 21/09/2018

Pascual Pascual SI. Estudio de extensión del seguimiento internacional, multicéntrico, doble ciego de 9 meses de duración para evaluar la seguridad y tolerabilidad a largo plazo de PXT3003 en pacientes con enfermedad de Charcot-Marie-Tooth de tipo IA. Type: Clinical Trial, phase III.

HULP code: Anexo-I 4768. Sponsored's protocol code: PXT3003-03.

Sponsored by: Pharnext. Signed date: 12/04/2018

Pascual Pascual SI. Tratamiento de extensión a largo plazo y sin enmascaramiento usando fosfato sódico de dexametasona intraarterioctaria en pacientes con ataxia telangiectasia que participaron en el estudio IEDAT-02-2015. Type: Clinical Trial, phase III.

HULP code: 5062. Sponsored's protocol code: IEDAT-03-2018.

Sponsored by: Erydel S.P.A. Signed date: 08/06/2018

Paz Solís JF. PRO(Precision Retrospective Outcomes) study A7005. Type: EPA-SP.

HULP code: PI-3250. Sponsored's protocol code: A7005.

Sponsored by: Boston Scientific Corporation. Signed date: 27/07/2018

Tallón Barranco A. Estudio de extensión multicéntrico, abierto y de un solo grupo para evaluar la efectividad y la seguridad de Ocrelizumab en pacientes con esclerosis múltiple incluidos previamente en un ensayo clínico de fase IIIB/IV de Ocrelizumab

patrocinado por F. HOFF. Type: Clinical Trial, phase IIIb.

HULP code: 5050. Sponsored's protocol code: MN39158.

Sponsored by: F.Hoffmann-La Roche Ltd. Signed date: 18/06/2018

Vivancos Matellano F. Estudio aleatorizado, doble ciego y controlado con placebo para evaluar la eficacia y la seguridad de Safinamida 100 mg una vez al día, como tratamiento complementario, en pacientes con enfermedad de parkinson idiopática (EPI) con fluctuaciones motoras y dolor crónico relacionado con la enfermedad de Parkinson. Type: Clinical Trial, phase IV.

HULP code: 5150. Sponsored's protocol code: Z7219M01.

Sponsored by: Zambon S.A. Signed date: 25/10/2018

Patents and trademarks

Ballesteros García P, López Larrubia P, Domínguez Mateo L, Marco Contelles JL, Cerdán García-Esteller S, inventors; Universidad Nacional de Educación a Distancia, CSIC, assignees. Set of magnetic resonance imaging and spectroscopy cell acidity extrinsic indicators comprise polyol derivatives based on alditols. P200300936; 2003 April 23.

Valdivieso Amate F, Bullido Gómez-Heras MJ, Martínez García A, inventors; UAM, assignee. Method of identifying compounds that induce or inhibit endoplasmic reticulum stress or oxidative stress. P200702997, PCT/ES2008/000705, EP2221379, US20100304384; 2007 November 13.

Valdivieso Ámate F, Burgos Muñoz JS, Ramírez Moreno C, Sastre Merlin I, inventors; UAM, CSIC, assignees. Method of identifying therapeutic compounds which can be used for the treatment and/or prevention of infections and diseases caused by human herpes viruses. P200400965, PCT/ES2005/000209, EP1769677, US20070218004, AT447321, AU2005235319, CA2562787, JP2007533315; 2004 April 21.

Valdivieso Ámate F, Montoliú JL, Pozueta Larios J, inventors; UAM, CSIC, assignees. Alzheimer's disease animal model, method for obtaining same and uses thereof. P200503002, PCT/ES2006/000673, EP1956091, EP20060841725, US20090222932, CA2638983, JP2009517066; 2005 December 02.

Vergés Milano J, García García A, Ruhí Roura R, Montell Bonaventura E, García López M, Aláez Versón CR, Escaich Ferrer J, Egea Máiquez J, Lorrío González S, Negrodo Madrigal P, inventors; BIOIBÉRICA S.A., UAM, assignees. Sulphated disaccharides for the treatment of neurodegenerative and/or neurovascular diseases. P200902399, PCT/EP2010/070613, US20120309707, CA20102785237; 2010 December 22.



3.1 Neuroscience Area



Introduction 1

Executive summary 2

Information Groups by Area 3

- 3.1 Neuroscience Area
- 3.2 Cardiovascular Area
- 3.3 Infectious Diseases and Immunity Area
- 3.4 Large System Pathologies Area
- 3.5 Cancer and Human Molecular Genetics Area
- 3.6 Surgery, Transplant and Health Technologies Area

Associated Clinicians 4

Scientific Report 2016 2017 2018



Publications: 17 Impact Factor: 122.259 Q1: 16

Neuroprotective Strategies in Neurodegenerative Diseases Group

- Antonio Cuadrado Pastor.** Catedrático. Facultad de Medicina. Universidad Autónoma de Madrid
- María Antón Valadés.** Investigador Postdoctoral. CIBERNED
- Maribel Escoll Guerrero.** Investigador Postdoctoral. Universidad Autónoma de Madrid
- Raquel Fernández Ginés.** Estudiante de doctorado. Universidad Autónoma de Madrid
- Ángel Juan García Yagüe.** Investigador Postdoctoral. Universidad Autónoma de Madrid
- Nadia Giselle Innamorato.** Investigadora Predoctoral
- Diego Lastra Martínez.** Estudiante de doctorado. Universidad Autónoma de Madrid
- Isabel Lastres Becker.** Investigadora Senior (Contrato Ramón y Cajal). Universidad Autónoma de Madrid
- Ángela Martínez Valverde.** Investigadora Postdoctoral. CSIC. IIB "Alberto Sols"
- Marta Pajares Cabetas.** Investigador Postdoctoral. CIBERNED
- Patricia Rada Llano.** Investigadora Postdoctoral. IIB "Alberto Sols"
- Natalia Robledinos Antón.** Estudiante de doctorado. Universidad Autónoma de Madrid
- Ana Isabel Rojo Sanchis.** Profesor Ayudante Doctor. Universidad Autónoma de Madrid

Strategic Objective

Oxidative stress is a key element in the aetiopathogenesis of neurodegenerative diseases and their comorbidities. Our laboratory studies the antioxidant protec-

tion mechanisms activated by extracellular signals and how this response could be regulated pharmacologically to provide a therapeutic benefit in these diseases.

To meet these two objectives, we are studying signalling pathways that regulate antioxidant metabolism and provide a general protective response. An important finding of this group was the observation that the PI3K/AKT/GSK-3 survival pathway regulates the transcription factor Nrf2, guardian of cellular redox homeostasis, that provides protection against oxidative, inflammatory and proteotoxic stress. For the past year we have been working on the validation this transcription factor as a new therapeutic target to modify progression of Parkinson's and Alzheimer's disease as well as co-morbid retinopathy and type II diabetes

Research lines

- Role of oxidative stress in neuronal death and neuroinflammation in neurodegenerative diseases
- The transcription factor Nrf2 as a new therapeutic target in Parkinson's and Alzheimer's disease
- Molecular basis of the role of Nrf2 in type 2 diabetes and its complications (diabetic retinopathy and nephropathy)



3.1 Neuroscience Area



Introduction 1

Executive summary 2

Information Groups by Area 3

3.1 Neuroscience Area

3.2 Cardiovascular Area

3.3 Infectious Diseases and Immunity Area

3.4 Large System Pathologies Area

3.5 Cancer and Human Molecular Genetics Area

3.6 Surgery, Transplant and Health Technologies Area

Associated Clinicians 4

Scientific Report

2016
2017
2018

Research Activity

Doctoral theses

Pajares Cabetas M. Transcription factor NRF2 regulates de expression of autophagy genes[dissertation]. Madrid: Universidad Autónoma de Madrid: 2018(19/10/2018).

Director: Cuadrado Pastor A.



Rubio Caballero C. Changes in gut microbiota associated to inflammation during ageing ans non-alcoholic steatohepatitis[dissertation]. Madrid: Universidad Autónoma de Madrid: 2018(14/12/2018).

Director: Martínez Valverde A.



Villar Lorenzo A. Papel del sustrato del receptor de la insulina 2 en la susceptibilidad al daño colestático en el hígado[dissertation]. Madrid: Universidad Autónoma de Madrid: 2018(25/10/2018).

Director: Martínez Valverde A.

Publications

- Alcalde-Estévez E, Arroba AI, Sánchez-Fernández EM, Mellet CO, Fernández JMG, Masgrau L, Valverde AM. The sp(2)-iminosugar glycolipid 1-dodecylsulfonyl-5N,6O-oxomethylidenenogirimycin (DSO2-ONJ) as selective anti-inflammatory agent by modulation of hemoxygenase-1 in Bv.2 microglial cells and retinal explants. *Food Chem Toxicol.* 2018; 111: 454-66. Article. IF: 3.775; Q1
- Arroba AI, Campos-Caro A, Aguilar-Diosdado M, Valverde AM. IGF-1, Inflammation and retinal degeneration: A close network. *Front Aging Neurosci.* 2018; 10: 203. Review. IF: 3.633; Q2
- Cruces-Sande M, Vila-Bedmar R, Arcones AC, González-Rodríguez A, Rada P, Gutiérrez-de-Juan V, Vargas-Castrillón J, Iruzubieta P, Sánchez-González C, Formentini L, Crespo J, García-Monzón C, Martínez-Chantar ML, Valverde AM, Mayor F, Murga C. Involvement of G protein-coupled receptor kinase 2 (GRK2) in the development of non-alcoholic steatosis and steatohepatitis in mice and humans. *BBA-Mol Basis Dis.* 2018; 1864(12): 3655-67. Article. IF: 4.328; Q1
- Cuadrado A, Kugler S, Lastres-Becker I. Pharmacological targeting of GSK-3 and NRF2 provides neuroprotection in a preclinical model of tauopathy. *Redox Biol.* 2018; 14: 522-34. Article. IF: 7.793; D1
- Cuadrado A, Manda G, Hassan A, Alcaraz MJ, Barbas C, Daiber A, Ghezzi P, León R, Lopéz MG, Oliva B, Pajares M, Rojo AI, Robledinos-Antón N, Valverde AM, Guney E, Schmidt HHHW. Transcription factor NRF2 as a therapeutic target for chronic diseases: A systems medicine approach. *Pharmacol Rev.* 2018; 70(2): 348-83. Review. IF: 18.84; D1
- Elliott C, Rojo AI, Ribe E, Broadstock M, Xia WM, Morin P, Semenov M, Baillie G, Cuadrado A, Al-Shawi R, Ballard CG, Simons P, Killick R. A role for APP in Wnt signalling links synapse loss with

beta-amyloid production. *Transl Psychiat.* 2018; 8: 179. Article. IF: 5.182; Q1.

- Ghezzi P, Floridi L, Boraschi D, Cuadrado A, Manda G, Levic S, D'Acquisto F, Hamilton A, Athersuch TJ, Selley L. Oxidative stress and inflammation induced by environmental and psychological stressors: A biomarker perspective. *Antioxid Redox Sign.* 2018; 28(9): 852-72. Review. IF: 5.828; Q1
- González-Rodríguez A, Valdecantos MP, Rada P, Addante A, Barahona I, Rey E, Pardo V, Ruiz L, Laiglesia LM, Moreno-Aliaga MJ, García-Monzón C, Sánchez A, Valverde AM. Dual role of protein tyrosine phosphatase 1B in the progression and reversion of non-alcoholic steatohepatitis. *Mol Metab.* 2018; 7: 132-46. Article. IF: 6.181; Q1
- Mojena M, Pimentel-Santillana M, Povo-Retana A, Fernández-García V, González-Ramos S, Rada P, Tejedor A, Rico D, Martín-Sanz P, Valverde AM, Boscá L. Protection against gamma-radiation injury by protein tyrosine phosphatase 1B. *Redox Biol.* 2018; 17: 213-23. Article. IF: 7.793; D1
- Pajares M, Cuadrado A, Engedal N, Jirsova Z, Cahova M. The role of free radicals in autophagy regulation: Implications for ageing. *Oxid Med Cell Longev.* 2018: 2450748. Review. IF: 4.868; Q1
- Pajares M, Rojo AI, Arias E, Díaz-Carretero A, Cuervo AM, Cuadrado A. Transcription factor NFE2L2/NRF2 modulates chaperone-mediated autophagy through the regulation of LAMP2A. *Autophagy.* 2018; 14(8): 1310-22. Article. IF: 11.059; D1
- Rada P, Pardo V, Mobasher MA, Martínez IG, Ruiz L, González-Rodríguez A, Sánchez-Ramos C, Muntane J, Alemany S, James LP, Simpson KJ, Monsalve M, Valdecantos MP, Valverde AM. SIRT1 controls acetaminophen hepatotoxicity by modulating inflammation and oxidative stress. *Antioxid Redox Sign.* 2018; 28(13): 1187-208. Article. IF: 5.828; Q1
- Rojo AI, Pajares M, García-Yagüe AJ, Buendía I, Van Leuven F, Yamamoto M, López MG, Cuadrado A. Deficiency in the transcription factor NRF2 worsens inflammatory parameters in a mouse model with combined tauopathy and amyloidopathy. *Redox Biol.* 2018; 18: 173-80. Article. IF: 7.793; D1
- Sellers KJ, Elliott C, Jackson J, Ghosh A, Ribe E, Rojo AI, Jarosz-Griffiths HH, Watson IA, Xia WM, Semenov M, Morin P, Hooper NM, Porter R, Preston J, Al-Shawi R, Baillie G, Lovestone S, Cuadrado A, Harte M, Simons P, Srivastava DP, Killick R. Amyloid beta synaptotoxicity is Wnt-PCP dependent and blocked by fasudil. *Alzheimers Dement.* 2018; 14(3): 306-17. Article. IF: 14.423; D1
- Valdecantos MP, Ruiz L, Pardo V, Castro-Sánchez L, García-Monzón C, Lanzón B, Rupérez J, Barbas C, Naylor J, Trevasakis JL, Grimsby J, Rondinone CM, Valverde AM. Differential effects of a glucagon-like peptide 1 receptor agonist in non-alcoholic fatty liver disease and in response to hepatectomy. *SCI Rep-Uk.* 2018; 8: 16461. Article. IF: 4.011; Q1
- Vázquez P, Hernández-Sánchez C, Escalona-Garrido C, Pereira L, Contreras C, López M, Balsinde J, de Pablo F, Valverde AM. Increased FGF21 in brown adipose tissue of tyrosine hydroxylase heterozygous mice: implications for cold adaptation. *J Lipid Res.* 2018; 59(12): 2308-20. Article. IF: 4.743; Q1
- Zarei M, Barroso E, Palomer X, Dai JL, Rada P, Quesada-López T, Escola-Gil JC, Cedo L, Zali MR, Molaei M, Dabiri R, Vázquez S, Pujol E, Valverde AM, Villarroja F, Liu Y, Wahli W, Vázquez-Camera M. Hepatic regulation of VLDL receptor by PPAR beta/delta and FGF21 modulates non-alcoholic fatty liver disease. *Mol Metab.* 2018; 8: 117-31. Article. IF: 6.181; Q1



3.1 Neuroscience Area



Introduction 1

Executive summary 2

Information Groups by Area 3

3.1 Neuroscience Area

3.2 Cardiovascular Area

3.3 Infectious Diseases and Immunity Area

3.4 Large System Pathologies Area

3.5 Cancer and Human Molecular Genetics Area

3.6 Surgery, Transplant and Health Technologies Area

Associated Clinicians 4

Scientific Report

2016
2017
2018

Public projects

Cuadrado Pastor A. Papel de NRF2 en la función y el destino del cerebro con Alzheimer (SAF2016-76520-R). MICINN. 2017-2019.

Management centre: UAM

Cuadrado Pastor A. Red de investigación de NRF2 como nodo del “patogenosoma” (SAF2015-71304-REDT). MICINN. 2015-2019.

Management centre: UAM

Cuadrado Pastor A. Advanced theranostic approach in cancer combining photodynamic therapy and nanoparticles (PCIN-2016-071). MICINN/ M.ERANET. 2016-2019.

Management centre: UAM

Martínez Valverde A. Inflammation associated with chronic metabolic damage in Type 2 diabetes and its complications. (SAF2015-65267R). MICINN. 2016-2018.

Management centre: CISC

Martínez Valverde A. Identification of novel modulators of chronic inflammation in prevalent diseases: unveiling divergent mechanisms of disease. INFLAMES. (PIE14/00045). ISCIII. 2015-2018.

Management centre: ISCIII

Martínez Valverde A. Mecanismos moleculares y comunicación intertisular en la resistencia a la insulina (B2017/BMD-3684 MOIR2-CM). CM. 2018-2020.

Management centre: CISC

Private projects

Martínez Valverde A. Experimental designs for studies on the role of G49 in diet-induced obesity (DIO) in mice and human cells: Impact on inflammation and mitochondria. Astrazeneca. 2018-2019.

Management centre: CISC

International projects

Cuadrado Pastor A. Knowledge transfer in redox biology for developing advanced molecular tools in neurodegenerative diseases - focus on the signature of Nrf2 transcription factor in diagnosis and therapy (ID:P37_732). European Union. 2016-2020.

Management centre: Victor Babes National Institute of Pathology. (Bucharest)

Martínez Valverde A. TREATMENT - Training European Network: Metabolic Dysfunctions associated with Pharmacological Treatment of Schizophrenia. (GA721236). EU H2020. 2017-2020.

Management centre: CISC

Patents and trademarks

Cuadrado Pastor A, Innamorato NG, inventors: CSIC, UAM. Use of sulforaphane as supplementary therapy for early-stage neurodegenerative disease. P201231693; 2012 November 06.

León Martínez R, Egea Maíquez J, Buendía Abaitua I, Parada Pérez E, Navarro González de Mesa E, inventors; Fundación para la Investigación Biomédica del Hospital Universitario de La Princesa, UAM, CSIC, DNS NEUROSCIENCE S.A., assignees. Use of 3-(2-isothiocyanatoethyl)-5-methoxy-1H-indole for the treatment of neurodegenerative diseases. P201300667; 2013 July 17.

León Martínez R, Buendía Abaitua I, Navarro González de Mesa E, Michalska P, Gameiro Ros I, López Vivo A, Egea Maíquez J, García López M, García García A, inventors; Fundación para la Investigación Biomédica del Hospital Universitario de La Princesa, UAM, DNS NEUROSCIENCE S.A., assignees. Compounds derived from 3-alkylamine-1H-indolyl acrylate and its use for the treatment of neurodegenerative diseases. P201400810, PCT/ES2015/000139, CA2964309; 2014 October 15.



3.1 Neuroscience Area



Introduction 1

Executive summary 2

Information Groups by Area 3

3.1 Neuroscience Area

3.2 Cardiovascular Area

3.3 Infectious Diseases and Immunity Area

3.4 Large System Pathologies Area

3.5 Cancer and Human Molecular Genetics Area

3.6 Surgery, Transplant and Health Technologies Area

Associated Clinicians 4

Scientific Report

2016
2017
2018



Publications: 4 Impact Factor: 14.14 QI: 1

Involvement of Glycinergic and Glutamatergic Systems in Central Nervous System Pathologies Group

Francisco Zafra Gómez. Catedrático. Facultad de Ciencias. Universidad Autónoma de Madrid

María del Carmen Aragón Rueda. Catedrática. Facultad de Ciencias. Universidad Autónoma de Madrid

Beatriz Fuensanta López Corcuera. Profesora Titular. Facultad de Ciencias. Universidad Autónoma de Madrid

Enrique Núñez Balbuena. Titulado Técnico Superior. Universidad Autónoma de Madrid

Eva María Porlan Alonso. Investigador Programa Ramón y Cajal. Universidad Autónoma de Madrid

Strategic Objective

Role of glutamate and glycine transporters in physiological and pathological aspects of glutamatergic and glycinergic neurotransmission

Involvement of glutamate transporters in excitotoxicity, ischemia and traumatic brain injury

Pathologies of glycinergic neurotransmission such as hyperekplexia and pain

Role of the adult neurogenesis in neurorepair

Role of microRNAs in ischemic tolerance

Research lines

The group studies the physiological and pathological aspects of glutamate fluxes in brain as potential targets to prevent excitotoxicity, associated with brain disfunctions like ischemia, or traumatic brain injury:

- 1- Identification and characterization of new GlyT2 mutations (SLC6A5 gene) associated to human hyperekplexia. Effects of the mutations on transporter structure, function, proteostasis and glycinergic neurotransmission. Role in presynaptic hyperekplexia of different genes related to GlyT2 trafficking, interactoma, posttranslational modifications. Rescue interventions
- 2- Study of plastic adaptations affecting glycine transporters in physiological and pathological nociception. Regulation of GlyTs by receptors modulating nociceptive signaling (P2XR, P2YR, mACh, nACh, α_2 adrenergic, 5-HT). Signaling pathways
- 3- Neuron-glia crosstalk through microRNAs and exosomes
- 4- The group studies the physiological and pathological aspects Neuronal reparation by adult neurogenesis



3.1 Neuroscience Area

- A) Identification of novel regulatory mechanisms of adult neurogenesis by kinases
- B) Identification of novel regulatory mechanisms of adult neurogenesis by microRNAs and other non-coding RNAs

Research Activity

Doctoral theses

Benito Muñoz C. Estructura-función del transportador neuronal de glicina GlyT2: localización del sitio Na3 y determinantes de inhibición[dissertation]. Madrid:Autónoma de Madrid: 2018(30/11/2018).

Director: López Corcuera B.

Publications

- Benito-Muñoz C, Perona A, Abia D, dos Santos HG, Núñez E, Aragón C, López-Corcuera B. Modification of a putative third sodium site in the glycine transporter GlyT2 influences the chloride dependence of substrate transport. *Front Mol Neurosci.* 2018; 11: 347. Article. IF: 3.72; Q2
- Giménez C, Zafra F, Aragón C. Pathophysiology of the glutamate and the glycine transporters: new therapeutic targets. *Rev Neurologia.* 2018; 67(12):491-504. Review. IF: 0.485; Q4
- Maldifassi MC, Martín-Sánchez C, Atienza G, Cedillo JL, Arnalich F, Bordás A, Zafra F, Giménez C, Extremera M, Renart J, Montiel C. Interaction of the 7-nicotinic subunit with its human-specific duplicated dup7 isoform in mammalian cells: Relevance in human inflammatory responses. *J Biol Chem.* 2018; 293(36): 13874-88. Article. IF: 4.106; Q2
- Piniella D, Martínez-Blanco E, Ibáñez I, Bartolomé-Martín D, Porlán E, Díez-Guerra J, Giménez C, Zafra F. Identification of novel regulatory partners of the glutamate transporter GLT-1. *Glia.* 2018; 66(12): 2737-55. Article. IF: 5.829; Q1

Public projects

López Corcuera B. El transportador neuronal de glicina GLYT2 en patologías humanas: hiperplexia y dolor. (SAF2017-84235-R). Ministerio de Economía, Industria y Competitividad. 2018-2020.

Management centre: UAM

Zafra Gómez F. Regulación por microRNAs de las sinapsis glutamatérgicas en isquemia. (SAF2014-55686-R). Ministerio de Economía, Industria y Competitividad. 2015-2018.

Management centre: UAM



Private projects

Zafra Gómez F. Mecanismos moleculares del Síndrome de Dravet. Fundación Ramón Areces. 2015-2018.

Management centre: CBMSO





Introduction

1

Executive summary

2

Information Groups by Area

3

3.1 Neuroscience Area

3.2 Cardiovascular Area

3.3 Infectious Diseases and Immunity Area

3.4 Large System Pathologies Area

3.5 Cancer and Human Molecular Genetics Area

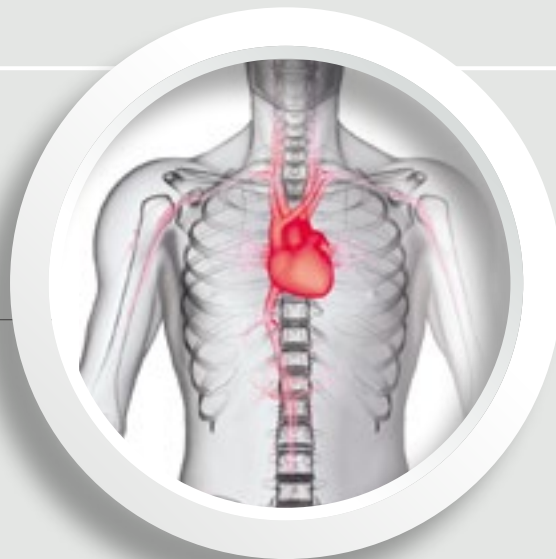
3.6 Surgery, Transplant and Health Technologies Area

Associated Clinicians

4

Scientific Report

2016
2017
2018



3.2 Cardiovascular Area

José Luis López-Sendón Hentschel

Documents: **170** IF: **1161.79**
Originals: **125** IF: **817.078**
DI: **36** QI: **103**

- Research on Invasive Clinical Cardiology – ICCI-Paz Group
- Cardiovascular Epidemiology and Nutrition Group
- Coagulopathies and Alterations of Haemostasis Group
- Vascular Physiology and Pharmacology Group
- Vascular Pharmacology and Metabolism Group (FARMAVSM)
- Cardiology Research Group (HUF)



3.2 Cardiovascular Area



Introduction

1

Executive summary

2

Information Groups by Area

3

3.1 Neuroscience Area

3.2 Cardiovascular Area

3.3 Infectious Diseases and Immunity Area

3.4 Large System Pathologies Area

3.5 Cancer and Human Molecular Genetics Area

3.6 Surgery, Transplant and Health Technologies Area

Associated Clinicians

4

Scientific Report

2016
2017
2018

Strategic Objectives	Development forecast for the coming years	Actions
<p>Cardiovascular Area is composed of 6 groups that carry out basic, experimental and clinical research in the fields of cardiology and cardiovascular risk factors. The area has an important activity in the performance of international clinical trials of wide impact and applicability. The scientific production of the cardiovascular area is supported by a high impact factor. The groups also have extensive experience in training researchers.</p>	<p>To merge the groups by research lines in order to avoid the duplicities that make the group lose strength and competitiveness and to bet on being more competitive and to take better advantage of the resources.</p> <p>The area should be focused on consolidated and multidisciplinary research lines rather than structured by pathologies. The collaboration with research groups from other organizations should be the norm.</p> <p>Resources should be focused on priorities established by the researchers themselves, or directly by IdiPAZ after analyzing the scientific production of each group.</p> <p>Clinical research through the resources it provides (clinical trials) should guide basic research projects in order to offer the ideal field for translational medicine. This type of research also provides a stronger link between international research groups.</p>	<ul style="list-style-type: none"> • Foster and support translational research lines. • Establish relationships/ collaboration/alliances with other IdiPAZ research groups and with groups from other institutions and maintain those already started. • Analyze the scientific production of each group • Encourage participation in clinical trials of researchers.

IdiPAZ



3.2 Cardiovascular Area



Introduction 1

Executive summary 2

Information Groups by Area 3

3.1 Neuroscience Area

3.2 Cardiovascular Area

3.3 Infectious Diseases and Immunity Area

3.4 Large System Pathologies Area

3.5 Cancer and Human Molecular Genetics Area

3.6 Surgery, Transplant and Health Technologies Area

Associated Clinicians 4

Scientific Report

2016
2017
2018



Publications: 54 Impact Factor: 428.859 QI: 36

Research on Invasive Clinical Cardiology – ICCI-Paz Group

José Luis López-Sendón Hentschel. Jefe de Servicio de Cardiología. Hospital Universitario La Paz

Isabel Antorrena Miranda. Facultativo Especialista de Área en Cardiología. Hospital Universitario La Paz

Eduardo Armada Romero. Facultativo Especialista de Área en Cardiología. Hospital Universitario La Paz

Almudena Castro Conde. Facultativo Especialista de Área en Cardiología. Hospital Universitario La Paz

Regina Dalmau González-Gallarza. Facultativo Especialista de Área en Cardiología. Hospital Universitario La Paz

Francisco Javier Domínguez Melcón. Facultativo Especialista de Área en Cardiología. Hospital Universitario La Paz

Carlos Escobar Cervantes. Facultativo Especialista de Área en Cardiología. Hospital Universitario La Paz

Jaime Fernández de Bobadilla Osorio. Facultativo Especialista de Área en Cardiología. Hospital Universitario La Paz

Javier Fuertes Beneítez. Facultativo Especialista de Área en Cardiología. Hospital Universitario La Paz

Guillermo Galeote García. Facultativo Especialista de Área en Cardiología. Hospital Universitario La Paz

Elvira Ana González García. Facultativo Especialista de Área en Cardiología. Hospital Universitario La Paz

Teresa González Gallego. Investigadora Senior (Contrato Ramón y Cajal). IIB “Alberto Sols”

Gabriela Guzmán Martínez. Facultativo Especialista de Área en Cardiología. Hospital Universitario La Paz

Ángel Manuel Iniesta Manjavacas. Facultativo Especialista de Área en Cardiología. Hospital Universitario La Paz

Santiago Jiménez Valero. Facultativo Especialista de Área en Cardiología. Hospital Universitario La Paz

Teresa López Fernández. Facultativo Especialista de Área en Cardiología. Hospital Universitario La Paz

Esteban López de Sá y Areses. Jefe de Sección de Cuidados Intensivos Cardiológicos. Hospital Universitario La Paz

José Luis Merino Llorens. Director Unidad Investigación en Arritmias/Electrofisiología Robótica. Hospital Universitario La Paz

José Raúl Moreno Gómez. Jefe de Sección de Hemodinámica. Hospital Universitario La Paz

María del Mar Moreno Yangüela. Jefe de Sección de Imagen Cardíaca. Hospital Universitario La Paz

Rafael Peinado Peinado. Facultativo Especialista de Área en Cardiología. Hospital Universitario La Paz

Juan Ramón Rey Blas. Facultativo Especialista de Área en Cardiología. Hospital Universitario La Paz

Luis Riera del Moral. Facultativo Especialista de Área en Angiología y Cirugía Vascolar. Hospital Universitario La Paz. Profesor Asociado Departamento de Cirugía. Universidad Autónoma de Madrid

Inmaculada Roldán Rabadán. Facultativo Especialista de Área en Cardiología. Hospital Universitario La Paz

José Ruiz Cantador. Facultativo Especialista de Área en Cardiología. Hospital Universitario La Paz

Silvia Cayetana Valbuena López. Médico Interno Residente en Cardiología. Hospital Universitario La Paz



3.2 Cardiovascular Area



Introduction 1

Executive summary 2

Information Groups by Area 3

3.1 Neuroscience Area

3.2 Cardiovascular Area

3.3 Infectious Diseases and Immunity Area

3.4 Large System Pathologies Area

3.5 Cancer and Human Molecular Genetics Area

3.6 Surgery, Transplant and Health Technologies Area

Associated Clinicians 4

Scientific Report

2016
2017
2018

Strategic Objective

The group consists of various healthcare units of the Department of Cardiology at Hospital La Paz: Clinic/Coronary Unit, interventional cardiology, cardiac imaging, electrophysiology, rehabilitation and adult congenital heart disease.

The main research lines focus on providing clinical responses, with local research protocols and direct participation in clinical trials and international multicentre registries. Moreover, clinical translational potential is reinforced through an institutional relationship with the CNIC.

Research lines

- Myocardial ischaemia. Acute and chronic. Diagnosis, prognosis and treatment
- Cardiac arrhythmias. Catheter navigation systems
- Diagnosis and treatment. Post cardiac arrest hypothermia
- Heart Failure. Diagnosis and treatment. Cardiotoxicity of antineoplastic agents
- Cardiac diagnostic imaging
- Aortic stenosis. Diagnosis and treatment
- Adult congenital heart diseases
- Endovascular therapy and new cellular therapies in peripheral vascular disease

Research Activity

Doctoral theses

López de Sá y Areses E. Manejo del síndrome post-parada cardiaca [dissertation]. Madrid: UAM: 2018 (12/07/2018).

Director: López-Sendón JL.

Publications

- Aboal J, de Sa EL, Martín-Asenjo R, Masip J, Sionis A. Selection of the Best of 2017 on Acute Cardiac Care. *Rev Esp Cardiol.* 2018;71(2):123-4. Letter. IF: 5.126; Q1
- Alfonso F, Pérez-Vizcaino MJ, Cuesta J, del Blanco BG, García-Touchard A, López-Mínguez JR, Masotti M, Zueco J, Cequier A, Velázquez M, Moreno R, Mainar V, Domínguez A, Moris C, Molina E, Rivero F, Jiménez-Quevedo P, Gonzalo N, Fernández-Pérez C. 3-Year clinical follow-up of the RIBS IV clinical trial a prospective randomized study of drug-eluting balloons versus everolimus-eluting stents in patients with in-stent restenosis in coronary arteries previously treated with drug-eluting stents. *JAACC-Cardiovasc Inte.* 2018; 11(10):981-91. Article. IF: 9.544; D1
- Allahwala UK, Jolly SS, Dzavik V, Cairns JA, Kedev S, Balasubramanian K, Stankovic G, Moreno R, Valettas N, Bertrand O, Lavi S, Velianou JL, Sheth T, Meeks B, Brilakis ES, Bhandi R. The presence of

a CTO in a non-infarct-related artery during a STEMI treated with contemporary primary PCI is associated with increased rates of early and late cardiovascular morbidity and mortality. The CTO-TOTAL Substudy. *JACC-Cardiovasc Inte.* 2018; 11(7):709-11. Letter. IF: 9.544; D1

- Álvarez ABC, Leor OR, Moreno R, de Prado AP. Spanish Cardiac Catheterization and Coronary Intervention Registry. 27th official report of the Spanish Society of Cardiology Working Group on Cardiac Catheterization and Interventional Cardiology (1990-2017). *Rev Esp Cardiol.* 2018; 71(12): 1036-46. Article. IF: 5.126; Q1
- Ameri P, Canepa M, Anker MS, Belenkov Y, Bergler-Klein J, Cohen-Solal A, Farmakis D, López-Fernández T, Lainscak M, Pudil R, Ruschitska F, Seferovic P, Filippatos G, Coats A, Suter T, Von Haehling S, Ciardiello F, de Boer RA, Lyon AR, Tocchetti CG. Cancer diagnosis in patients with heart failure: epidemiology, clinical implications and gaps in knowledge. *Eur J Heart Fail.* 2018; 20(5): 879-87. Review. IF: 13.965; D1
- Anker MS, Lena A, Hadzibegovic S, Belenkov Y, Bergler-Klein J, de Boer RA, Cohen-Solal A, Farmakis D, von Haehling S, López-Fernández T, Pudil R, Suter T, Tocchetti CG, Lyon AR. Modern-day cardio-oncology: a report from the 'Heart Failure and World Congress on Acute Heart Failure 2018'. *Esc Heart Fail.* 2018; 5(6): 1083-91. Review. IF: 3.407; Q2
- Arceluz MR, Cruz PF, Falconi E, de Oca RM, Delgado R, Figueroa J, Ortega M, Merino JL. Electrical isolation of the superior vena cava by laser balloon ablation in patients with atrial fibrillation. *J Interv Card Electr.* 2018; 53(2): 217-23. Article. IF: 1.534; Q4
- Bansilal S, Bonaca MP, Cornel JH, Storey RF, Bhatt DL, Steg G, Im K, Murphy SA, Angiolillo DJ, Kiss RG, Parkhomenko AN, López-Sendón J, Isaza D, Goudev A, Kontny F, Held P, Jensen EC, Braunwald E, Sabatine MS, Ophuis AJO. Ticagrelor for secondary prevention of atherothrombotic events in patients with multivessel coronary disease. *J Am Coll Cardiol.* 2018; 71(5): 489-96. Article. IF: 18.639; D1
- Barreiro-Pérez M, Li CH, Mesa D, Fernández-Golfín C, López-Fernández T, de Isla LP. Selection of the best of 2017 in cardiac imaging and structural interventionism. *Rev Esp Cardiol.* 2018; 71(2): 125-6. Letter. IF: 5.126; Q1
- Barrios V, Escobar C. New targets in arterial hypertension, are they justified? *Rev Esp Cardiol.* 2018; 71(8): 608-11. Editorial Material. IF: 5.126; Q1
- Barrios V, Escobar C, Cosín-Sales J, Bravo M, Saltijeral A, Ruiz-Ortiz M. Selection of the best of 2017 in clinical cardiology. Continuum healthcare between cardiology and primary care. *Rev Esp Cardiol.* 2018; 71(1): 59. Letter. IF: 5.126; Q1
- Barrios V, Escobar C, Pallares V, Egocheaga M I, Lobos J M, Bover R, Gómez Doblas J J, Cosín J. Management of heart failure in cardiology and primary care (MICCAP) program: Improving the management of patients with heart failure. *Semergen.* 2018; 44(8): 572-8. Article. Not Indexed
- Beygui F, Van Belle E, Ecollan P, Machecourt J, Hamm CW, de Sa EL, Flather M, Verheugt FWA, Vicaut E, Zannad F, Pitt B, Montalescot G. Individual participant data analysis of two trials on aldosterone blockade in myocardial infarction. *Heart.* 2018; 104(22): 1843-9. Article. IF: 5.082; Q1
- Bonaca MP, Wiviott SD, Morrow DA, Steg PG, Hamm C, Bhatt DL, Storey RF, Cohen M, Kuder J, Im K, Magnani G, Budaj A, Nicolau JC, Parkhomenko A, López-Sendón J, Dellborg M, Díaz R, Van de Werf F, Corbalán R, Goudev A, Jensen EC, Johanson P, Braunwald E, Sabatine MS. Reduction in subtypes and sizes of myocardial infarction with ticagrelor in PEGASUS-TIMI 54. *J Am Heart Assoc.* 2018; 7(22): e009260. Article. IF: 4.66; Q1



3.2 Cardiovascular Area



Introduction 1

Executive summary 2

Information Groups by Area 3

3.1 Neuroscience Area

3.2 Cardiovascular Area

3.3 Infectious Diseases and Immunity Area

3.4 Large System Pathologies Area

3.5 Cancer and Human Molecular Genetics Area

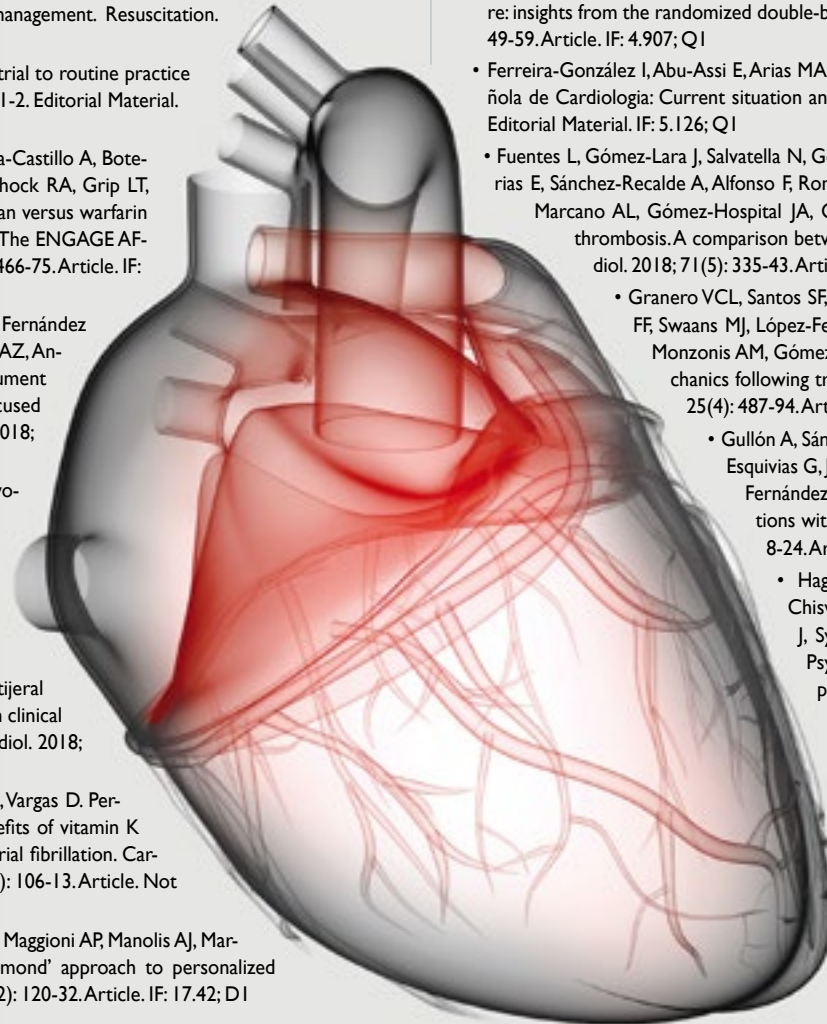
3.6 Surgery, Transplant and Health Technologies Area

Associated Clinicians 4

Scientific Report

2016
2017
2018

- Caro-Codón J, Rey JR, López-de-Sa E, Fernández OG, Rosillo SO, Armada E, Iniesta AM, de Bobadilla JF, Cantador JR, Sotelo LR, Irazusta FJ, Bastón VR, Colunga PM, López-Sendón JL. Dataset regarding baseline and follow-up characteristics of out-of-hospital cardiac arrest patients focused on neurological outcomes. *Data Brief.* 2018; 21: 1140-4. Article. Not Indexed
- Caro-Codón J, Rey JR, López-de-Sa E, Fernández OG, Rosillo SO, Armada E, Iniesta AM, de Bobadilla JF, Cantador JR, Sotelo LR, Irazusta FJ, Bastón VR, Colunga PM, López-Sendón JL. Long-term neurological outcomes in out-of-hospital cardiac arrest patients treated with targeted-temperature management. *Resuscitation.* 2018; 133: 33-9. Article. IF: 4.572; D1
- Cervantes CE. Rivaroxaban: from ROCKET-AF trial to routine practice in Spain Foreword. *Future Cardiol.* 2018; 14(3): 1-2. Editorial Material. Not Indexed
- Corbalán R, Nicolau JC, López-Sendón J, García-Castillo A, Boteiro R, Sotomora G, Horna M, Ruff CT, Hamerschock RA, Grip LT, Antman EM, Braunwald E, Giugliano RP. Edoxaban versus warfarin in latin american patients with atrial fibrillation. The ENGAGE AF-TIMI 48 Trial. *J Am Coll Cardiol.* 2018; 72(13): 1466-75. Article. IF: 18.639; D1
- de Isla LP, Sánchez SD, Pagola J, Sánchez GGD, Fernández TL, Barrancos IMS, Martínez-Sánchez P, Gaviria AZ, Anguita M, Serrano ALR, Macho JT. Consensus document of the SEMI, SEMFYC, SEN, and SEC on focused cardiac ultrasound in Spain. *Rev Esp Cardiol.* 2018; 71(11): 935-40. Article. IF: 5.126; Q1
- Escobar C, Barrios V. Cost-effectiveness of Evolocumab. *Rev Esp Cardiol.* 2018; 71(12): 1089. Letter. IF: 5.126; Q1
- Escobar C, Barrios V, Pérez de Isla L. Optimal cholesterol levels in patients in real-life. A systematic review. *Semergen.* 2018; 44(1): 42-9. Review. Not Indexed
- Escobar C, Cosin-Sales J, Barrios V, Bravo M, Saltijeral A, Ruiz-Ortiz M. Selection of the best of 2017 in clinical cardiology. *Therapeutic Novelty.* *Rev Esp Cardiol.* 2018; 71(1): 60. Letter. IF: 5.126; Q1
- Escobar C, Barrios V, Prieto L, Lobos JM, Polo J, Vargas D. Perception of patients regarding burdens and benefits of vitamin K antagonists among patients with nonvalvular atrial fibrillation. *Cardiovasc Hematol Agents Med Chem.* 2018; 16(2): 106-13. Article. Not Indexed
- Ferrari R, Camici PG, Crea F, Danchin N, Fox K, Maggioni AP, Manolis AJ, Marzilli M, Rosano GMC, López-Sendón JL. A 'diamond' approach to personalized treatment of angina. *Nat Rev Cardiol.* 2018; 15(2): 120-32. Article. IF: 17.42; D1



- Ferreira JP, Barros A, Pitt B, Montalescot G, de Sa EL, Hamm CW, Flather M, Verheugt F, Shi H, Leite-Moreira A, Vincent J, Rossignol P, Zannad F. Collagen biomarker bioprofiles predicting the antifibrotic response to eplerenone in myocardial infarction: findings from the REMINDER trial. *Clin Res Cardiol.* 2018; 107(12): 1192-5. Letter. IF: 4.907; Q1
- Ferreira JP, Duarte K, Montalescot G, Pitt B, de Sa EL, Hamm CW, Flather M, Verheugt F, Shi H, Turgonyi E, Orri M, Rossignol P, Vincent J, Zannad F. Effect of eplerenone on extracellular cardiac matrix biomarkers in patients with acute ST-elevation myocardial infarction without heart failure: insights from the randomized double-blind REMINDER Study. *Clin Res Cardiol.* 2018; 107(1): 49-59. Article. IF: 4.907; Q1
- Ferreira-González I, Abu-Assi E, Arias MA, Gallego P, Sánchez-Recalde A, del Río I. *Revista Española de Cardiología: Current situation and new projects.* *Rev Esp Cardiol.* 2018; 71(3): 208-16. Editorial Material. IF: 5.126; Q1
- Fuentes L, Gómez-Lara J, Salvatella N, Gonzalo N, Hernández-Hernández F, Fernández-Nofreiras E, Sánchez-Recalde A, Alfonso F, Romaguera R, Ferreiro JL, Roura G, Teruel L, Gracida M, Marcano AL, Gómez-Hospital JA, Cequier A. IVUS findings in late and very late stent thrombosis. A comparison between bare-metal and drug-eluting stents. *Rev Esp Cardiol.* 2018; 71(5): 335-43. Article. IF: 5.126; Q1
 - Granero VCL, Santos SF, Fernández-Golfín C, Martín MP, Galarza JMD, Faletta FF, Swaans MJ, López-Fernández T, Mesa D, La Canna G, Garcia TE, Habib G, Monzonis AM, Gómez JLZ. Immediate improvement of left ventricular mechanics following transcatheter aortic valve replacement. *Cardiol J.* 2018; 25(4): 487-94. Article. IF: 1.743; Q3
 - Gullón A, Sánchez Fuentes D, López-de-Sa E, Martí-Almor J, Barón-Esquivias G, Jiménez López J, del Mar Contreras Muruaga M, Suárez Fernández C. Use of oral anticoagulants in complex clinical situations with atrial fibrillation. *Med Clin (Barc).* 2018; 150; Suppl 1: 8-24. Article. IF: 1.277; Q3
 - Hagstrom E, Norlund F, Stebbins A, Armstrong PW, Chiswell K, Granger CB, López-Sendón J, Pella D, Soffer J, Sy R, Wallentin L, White HD, Stewart RAH, Held C. Psychosocial stress and major cardiovascular events in patients with stable coronary heart disease. *J Intern Med.* 2018; 283(1): 83-92. Article. IF: 6.051; D1
 - Hernández AF, Green JB, Janmohamed S, D'Agostino RB, Granger CB, Jones NP, Leiter LA, Rosenberg AE, Sigmon KN, Somerville MC, Thorpe KM, McMurray JJV, Del Prato S, (López-Sendón JL). Albiglutide and cardiovascular outcomes in patients with type 2 diabetes and cardiovascular disease (Harmony Outcomes): a double-blind, randomised placebo-controlled trial. *Lancet.* 2018; 392(10157): 1519-29. Article. IF: 59.102; D1
 - Hernández-Madrid A, Paul T, Abrams D, Aziz PF,



3.2 Cardiovascular Area



Introduction 1

Executive summary 2

Information Groups by Area 3

3.1 Neuroscience Area

3.2 Cardiovascular Area

3.3 Infectious Diseases and Immunity Area

3.4 Large System Pathologies Area

3.5 Cancer and Human Molecular Genetics Area

3.6 Surgery, Transplant and Health Technologies Area

Associated Clinicians 4

Scientific Report

2016
2017
2018

Blom NA, Chen J, Chessa M, Combes N, Dagres N, Diller G, Ernst S, Giamberti A, Hebe J, Janousek J, Kriebel T, Moltedo J, Moreno J, Peinado R, Pison L, Rosenthal E, Skinner JR, Zeppenfeld K, Sticherling C, Kautzner J, Wissner E, Sommer P, Gupta D, Szili-Torok T, Tateno S, Alfaro A, Budts W, Gallego P, Schwerzmann M, Milanesi O, Sarquella-Brugada G, Kornyei L, Sreeram N, Drago F, Dubin A. Arrhythmias in congenital heart disease: a position paper of the European Heart Rhythm Association (EHRA), Association for European Paediatric and Congenital Cardiology (AEPC), and the European Society of Cardiology (ESC) Working Group on Grown-up Congenital Heart Disease, endorsed by HRS, PACES, APHRS, and SOLAECE. *Europace*. 2018;20(11):1719-53. Article. IF: 6.1; Q1

- Horowitz JD, de Caterina R, Heresztyn T, Alexander JH, Andersson U, Lopes RD, Steg PG, Hylek EM, Mohan P, Hanna M, Jansky P, Granger CB, Wallentin L, (López-Sendón JL). Asymmetric and symmetric dimethylarginine predict outcomes in patients with atrial fibrillation An ARISTOTLE Substudy. *J Am Coll Cardiol*. 2018; 72(7): 721-33. Article. IF: 18.639; D1
- Ignacio E, Mira J J, Campos F J, López de Sa E, Lorenzo A, Caballero F. Quality of care and safety indicators in anticoagulated patients with non-valvular auricular fibrillation and deep venous thromboembolic disease. *J Healthc Qual Res*. 2018; 33(2): 68-74. Article. Not Indexed
- Irazusta FJ, Galeote G, Jiménez-Valero S, Caro-Codón J, Sánchez-Recalde A, Moreno R. Optimal approach for uncrossable stent restenosis laser and rotational atherectomy assessed by 3-dimensional optical coherence tomography. *JACC-Cardiovasc Inte*. 2018; 11(7): E49-50. Editorial Material. IF: 9.544; D1
- Irazusta FJ, Rivas A, Rosillo S, Rial V, Refoyo E, Moreno R, de Sa EL, López-Sendón JL. Sudden cardiac arrest due to atrioventricular block: A diagnostic challenge. *Rev Port Cardiol*. 2018; 37(11): 947. Article. Not Indexed
- Jolly SS, Cairns JA, Lavi S, Cantor WJ, Bernat I, Cheema AN, Moreno R, Kedev S, Stankovic G, Rao SV, Meeks B, Chowdhary S, Gao P, Sibbald M, Velianou JL, Mehta SR, Tsang M, Sheth T, Dzavik V. Thrombus aspiration in patients with high thrombus burden in the TOTAL Trial. *J Am Coll Cardiol*. 2018; 72(14): 1589-96. Article. IF: 18.639; D1
- López-de-Sa E, Juárez M, Armada E, Sánchez-Salado JC, Sánchez PL, Loma-Osorio P, Sionis A, Monedero MC, Martínez-Selles M, Martín-Benitez JC, Ariza A, Uribarri A, García-Acuna JM, Villa P, Pérez PJ, Storm C, Dee A, López-Sendón JL. A multicentre randomized pilot trial on the effectiveness of different levels of cooling in comatose survivors of out-of-hospital cardiac arrest: the FROST-I trial. *Intens Care Med*. 2018; 44(11): 1807-15. Article. IF: 18.967; D1
- López-Fernández T, Martín-García A, del Castillo SV, Mitroi C. Selection of the best of 2017 on cardio-oncology. What Should We Know? *Rev Esp Cardiol*. 2018; 71(1): 61. Letter. IF: 5.126; Q1
- Martín-Asenjo R, Aboal J, Masip J, de Sa EL, Sionis A. Selection of the best of 2017 in ischemic heart disease. *Rev Esp Cardiol*. 2018; 71(2): 124-5. Letter. IF: 5.126; Q1
- Maurer MS, Schwartz JH, Gundapaneni B, Elliott PM, Merlini G, Waddington-Cruz M, Kristen AV, Grogan M, Wittes R, Damy T, Drachman BM, Shah SJ, Hanna M, Judge DP, Barsdorf AI, Huber P, Patterson TA, Riley S, Schumacher J, Stewart M, Sultan MB, Rapezzi C, (López-Sendón JL). Tafamidis treatment for patients with transthyretin amyloid cardiomyopathy. *New Engl J Med*. 2018; 379(11): 1007-16. Article. IF: 70.67; D1
- Meredith IT, Verheye S, Dubois C, Dens J, Farah B, Carrie D, Walsh S, Oldroyd K, Varenne O,

El-Jack S, Moreno R, Christen T, Allocco DJ. Final five-year clinical outcomes in the EVOLVE trial: a randomised evaluation of a novel bioabsorbable polymer-coated, everolimus-eluting stent. *Eurointervention*. 2018; 13(17): 2047-50. Editorial Material. IF: 4.018; Q2

- Oliva-Sandoval MJ, Saura D, Gay LG, López-Fernández T, Valenzuela GD, de Isla LP. Selection of the best of the year 2017 in cardiovascular imaging in familial cardiopathies. *Rev Esp Cardiol*. 2018; 71(2): 126-7. Letter. IF: 5.126; Q1
- Ortiz MR, Muñoz J, Miguez PR, Roldán I, Marin F, Esteve-Pastor MA, Cequier A, Martínez-Selles M, Bertoméu V, Anguita M. Inappropriate doses of direct oral anticoagulants in real-world clinical practice: prevalence and associated factors. A subanalysis of the FANTASIA Registry. *Europace*. 2018; 20(10): 1577-83. Article. IF: 6.1; Q1
- Palacios-Rubio J, Marina-Breyse M, Quintanilla JG, Gil-Perdomo JM, Juárez-Fernández M, García-González I, Rial-Bastón V, Corcobado MC, Espinosa MC, Ruiz F, Pérez FGM, Bringas-Bollada M, Lillo-Castellano JM, Pérez-Castellano N, Martínez-Selles M, de Sa EL, Martín-Benitez JC, Pérez-Villacastín J, Filgueiras-Rama D. Early prognostic value of an algorithm based on spectral variables of ventricular fibrillation from the EKG of patients with sudden cardiac death: A multicentre observational study (AWAKE). *Arch Cardiol Mex*. 2018; 88(5): 460-7. Article. Not Indexed
- Rodríguez-Manero M, Oloriz T, de Waroux JBL, Burri H, Kreidieh B, de Asmundis C, Arias MA, Arbelo E, Fernández BD, Fernández-Armenta J, Basterra N, Izquierdo MT, Díaz-Infante E, Ballesteros G, López AC, García-Bolao I, Benezet-Mazuco J, Expósito-García V, Larraitz-Gaztanaga, Martínez-Sande JL, García-Seara J, González-Juanatey JR, Peinado R. Long-term prognosis of patients with life-threatening ventricular arrhythmias induced by coronary artery spasm. *Europace*. 2018; 20(5): 851-8. Article. IF: 6.1; Q1
- Rodríguez-Roca G C, Rodríguez-Padial L, Alonso-Moreno F J, Segura-Fragoso A, Villarín-Castro A, Rodríguez-García M L, Menchen-Herreros A, Rojas-Martelo G A, Fernández-Conde J A, Artigao-Rodenas L M, Carbayo-Herencia J A, Escobar-Cervantes C, Hernández-Moreno J, Fernández-Martín J. Cardiovascular risk and cardiovascular events in the general population of the sanitary area of Toledo. RICARTO Study. *Semergen*. 2018; 44(2): 107-13. Article. Not Indexed
- Rodríguez-Roca G C, Segura-Fragoso A, Villarín-Castro A, Alonso-Moreno F J, Rodríguez-Padial L, Rodríguez-García M L, Fernández-Conde J A, Rojas-Martelo G A, Menchen-Herreros A, Escobar-Cervantes C, Fernández-Martín J, Artigao-Rodenas L M, Carbayo-Herencia J A, Hernández-Moreno J. Characteristics and cardiovascular events in a general population included in the RICARTO (Riesgo CARdiovascular TOledo) study: Data from the first 1,500 individuals included in the study. *Semergen*. 2018; 44(3): 180-91. Article. Not Indexed
- Sabater S, Montero A, Fernández TL, Ferrer JJG, Arenas M. Management of patients with implanted cardiac devices during radiotherapy: results of a Spanish survey in radiation oncology departments. *Clin Transl Oncol*. 2018; 20(12): 1577-81. Article. IF: 2.441; Q3
- Storey RF, Ardissino D, Vignali L, Cairns R, Becker RC, Cannon CP, Mahaffey KW, Himmelmann A, Katus HA, James SK, Wallentin L, (López-Sendón JL). Ischaemic events and stent thrombosis following planned discontinuation of study treatment with ticagrelor or clopidogrel in the PLATO Study. *Thromb Haemostasis*. 2018; 118(2): 427-9. Article. IF: 4.733; Q1
- Vicent L, Ariza-Sole A, González-Juanatey JR, Uribarri A, Ortiz J, de Sa EL, Sans-Rosello J, Querol CT, Codina P, Sousa-Casasnovas I, Martínez-Selles M. Exercise-related severe cardiac events. *Scand J Med Sci Spor*. 2018; 28(4): 1404-11. Article. IF: 3.631; Q1



3.2 Cardiovascular Area



Introduction 1

Executive summary 2

Information Groups by Area 3

3.1 Neuroscience Area

3.2 Cardiovascular Area

3.3 Infectious Diseases and Immunity Area

3.4 Large System Pathologies Area

3.5 Cancer and Human Molecular Genetics Area

3.6 Surgery, Transplant and Health Technologies Area

Associated Clinicians 4

Scientific Report

2016
2017
2018

- Wijns W, Valdés-Chavarrí M, Richardt G, Moreno R, Íñiguez-Romo A, Barbato E, Carrie D, Ando K, Merkely B, Kornowski R, Eltchaninoff H, Stojkovic S, Saito S. Long-term clinical outcomes after bioresorbable and permanent polymer drug-eluting stent implantation: final five-year results of the CENTURY II randomised clinical trial. Eurointervention. 2018; 14(3): 343-51. Article. IF: 4.018; Q2
- Worme MD, Tan MK, Armstrong DWJ, Yan AT, Tan NS, Brieger D, Budaj A, Gore JM, López-Sendón J, Van de Werf F, Steg G, Fox KAA, Goodman SG, Udell JA. Previous and new onset atrial fibrillation and associated outcomes in acute coronary syndromes (from the Global Registry of Acute Coronary Events). Am J Cardiol. 2018; 122(6): 944-51. Article. IF: 2.843; Q2

Public projects

Jiménez Valero S. ABLAVIEW - Un sistema innovador de ablación por radiofrecuencia guiado por imagen para el tratamiento de la fibrilación auricular (RTC-2016-5445-1). MINECO. 2017-2019.

Management centre: FIBHULP

López-Sendón Hentschel JL. ITACA - Investigación Traslacional en Arritmias Cardíacas Hereditarias (S2017/BMD-3738). CM. 2018-2020.

Management centre: FIBHULP

López-Sendón Hentschel JL. Toxicidad cardiovascular por fármacos antitumorales. Valoración del riesgo y diagnóstico precoz (PII 3/00559). ISCIII. 2014-2018.

Management centre: FIBHULP

Private projects

Castro Conde A. II encuentro nacional de investigación en rehabilitación cardíaca. Laboratorio Menarini S.A. 2015-Ongoing.

Management centre: FIBHULP

Castro Conde A. Tecnologías disruptivas para la rehabilitación del futuro. Laboratorios Servier S.L. 2011-Ongoing.

Management centre: FIBHULP

Dalmau González-Gallerza R. Estudio de los beneficios de la marcha nórdica dentro de un programa de rehabilitación cardíaca en pacientes con síndrome coronario agudo reciente. Laboratorio Menarini S.A. 2011-Ongoing.

Management centre: FIBHULP

Guzmán Martínez G. Marcadores precoces de disfunción ventricular derecha y alteraciones de la circulación pulmonar en pacientes afectos de hipertensión pulmonar. Siemens Healthcare S.L. 2018-Ongoing.

Management centre: FIBHULP

Jiménez Valero S. Análisis de correlación entre los marcadores de inflamación y morfología de placas coronarias mediante tomografía de coherencia óptica y TEC

multicorte: estudio IVI. Abbott Laboratories S.A. 2009-Ongoing.

Management centre: FIBHULP

Jiménez Valero S. Estudio en modelo porcino para evaluar la utilidad de la tomografía de coherencia óptica en el análisis de las lesiones endocárdicas producidas por radiofrecuencia. Medlumics S.L. 2015-Ongoing.

Management centre: FIBHULP

López-Sendón Hentschel JL. Biomarcadores en la cardiotoxicidad por agentes antineoplásicos: rendimiento diagnóstico. Boehringer Ingelheim España S.A. 2015-Ongoing.

Management centre: FIBHULP

López-Sendón Hentschel JL. Colchicine cardiovascular outcome trial COLCOT. Montreal Heart Institute. 2017-Ongoing.

Management centre: FIBHULP

López-Sendón Hentschel JL. International study of comparative health effectiveness with medical and invasive approaches - Estudio internacional comparativo de la eficacia sanitaria con enfoques médicos e invasivos. New York University School Of Medicine. 2013-Ongoing.

Management centre: FIBHULP

López-Sendón Hentschel JL. Jornada científica: cardio-oncology 2017 new rules. Laboratorios Farmacéuticos Rovi S.A. 2017-Ongoing.

Management centre: FIBHULP

López-Sendón Hentschel JL. La insuficiencia cardíaca en el área 5. Laboratorios Servier S.L. 2017-Ongoing.

Management centre: FIBHULP

López-Sendón Hentschel JL. Sesiones clínicas de cardiología. Astrazeneca Farmacéutica Spain S.A. 2006-Ongoing.

Management centre: FIBHULP

López-Sendón Hentschel JL. Sesiones interhospitalarias de formación en investigación en cardiología. Astrazeneca Farmacéutica Spain S.A. 2016-Ongoing.

Management centre: FIBHULP

Merino Llorens JL. Actividades formativas de investigación en cirugía cardíaca pediátrica. Magnetecs Corp. 2006-Ongoing.

Management centre: FIBHULP

Merino Llorens JL. El vector cardiograma como herramienta de caracterización no invasiva de la dinámica de activación y de la presencia y localización de zonas de conducción lenta en los circuitos de filtro auricular atípico izquierdo mediante vectorcardiograma. Arrhythmia Network Technology S.L. 2018-Ongoing.

Management centre: FIBHULP



3.2 Cardiovascular Area



Introduction 1

Executive summary 2

Information Groups by Area 3

3.1 Neuroscience Area

3.2 Cardiovascular Area

3.3 Infectious Diseases and Immunity Area

3.4 Large System Pathologies Area

3.5 Cancer and Human Molecular Genetics Area

3.6 Surgery, Transplant and Health Technologies Area

Associated Clinicians 4

Scientific Report

2016
2017
2018

Merino Llorens JL. Formación en investigación en electrofisiología cardíaca. European Society Of Cardiology. 2015-Ongoing.

Management centre: FIBHULP

Merino Llorens JL. High radiofrequency power for fast and safe pulmonary vein ablation—a pilot observational study (POER FAST I). Arrhythmia Network Technology S.L. 2018-Ongoing.

Management centre: FIBHULP

Merino Llorens JL. Innovación tecnológica en cardiología: mapas tridimensionales de ciclo de retorno para la ablación de taquicardias macroreentrantes. Medtronic Iberica S.A. 2007-Ongoing.

Management centre: FIBHULP

Merino Llorens JL. Manejo práctico de la fibrilación auricular: de la investigación a la práctica clínica. Boehringer Ingelheim España S.A. 2017-Ongoing.

Management centre: FIBHULP

Moreno Gómez JR. Evaluación clínica y seguimiento de los pacientes con cardiopatía estructural sometidos a procedimientos de tratamiento percutáneo. Subproyecto: Análisis de expresión de miRNAs relacionados con el proceso angiogénico en cáncer de mama. Abbott Laboratories S.A. 2011-Ongoing.

Management centre: FIBHULP

Peinado Peinado R. Influencia del remodelado eléctrico del miocardio auricular en la recurrencia de fibrilación auricular tras el aislamiento eléctrico de las venas pulmonares por fibrilación auricular paroxística. Medtronic Iberica S.A. 2009-Ongoing.

Management centre: FIBHULP

Peinado Peinado R. Registro de pacientes con cardiopatía congénita del adulto portadores de un sistema de terapia de resincronización cardíaca (RETRACCA). Medtronic Iberica S.A. 2017-Ongoing.

Management centre: FIBHULP

Peinado Peinado R. Síndrome de apneas-hipopneas obstructivas del sueño y arritmias ventriculares en pacientes con disfunción ventricular sistólica portadores de DAI. Fundación Casa del Corazón. 2008-Ongoing.

Management centre: FIBHULP

Riera del Moral LF. Tratamiento celular de los aneurismas de aorta abdominal en un modelo murino. Jotec Cardiovascular S.L. 2017-Ongoing.

Management centre: FIBHULP

International projects

López-Sendón JL. International study of comparative health effectiveness with medical and invasive approaches - estudio internacional comparativo de la eficacia sani-

taria con enfoques médicos e invasivos (ISCHEMIA). FIBHULP. 2013-2020.

Management centre: FIBHULP

Clinical trials

Antorrena Miranda MI. Factores de riesgo asociados con la progresión de la insuficiencia cardíaca (IC) en pacientes con fibrilación auricular tratados con un anticoagulante oral directo (Rivaroxaban). Type: EPA-SP.

HULP code: PI-3015. Sponsored's protocol code: BAY-RIV-2017-01 FARAON.

Sponsored by: Bayer Hispania S.L. Signed date: 06/03/2018

Castro Conde A. Estudio multicéntrico español sobre la prevalencia e incidencia de la insuficiencia cardíaca en pacientes con diabetes tipo 2 en consultas hospitalarias del ámbito nacional. Type: NO-EPA.

HULP code: PI-3231. Sponsored's protocol code: DIABET-IC.

Sponsored by: Sociedad Española De Cardiología (SEC). Signed date: 30/05/2018

Castro Conde A. Estudio multicéntrico, aleatorizado, abierto, de grupos paralelos para estudiar la seguridad y no inferioridad de una nueva estrategia terapéutica (popilídora cardiovascular de FUSTER-CNIC-FERRER) versus tratamiento habitual en la reducción del LDL y la presión arterial en pacientes con enfermedad cardiovascular aterotrombótica. Ensayo Apolo. Type: Clinical Trial, phase III.

HULP code: 4977. Sponsored's protocol code: FMD-TRI-2017-01.

Sponsored by: Ferrer Internacional S.A. Signed date: 04/07/2018

Escobar Cervantes C. Patrones de prescripción de Edoxabán en Europa: un estudio de utilización del medicamento mediante la revisión retrospectiva de historias clínicas. Type: EPA-OD.

HULP code: PI-3107. Sponsored's protocol code: DSE-EDO-01-14-EU.

Sponsored by: Daiichi-Sankyo Europe GMBH. Signed date: 14/02/2018

López de Sá Areses E. Ensayo pivotal europeo COOL-AMI: un ensayo multicéntrico, prospectivo, aleatorizado y controlado en el que se evalúan la seguridad y la eficacia del enfriamiento como tratamiento adyuvante en las intervenciones percutáneas de pacientes con infarto agudo. Type: Producto Sanitario.

HULP code: 5113. Sponsored's protocol code: COOL-AMI EU EDC 35.

Sponsored by: Zoll Circulation Inc. Signed date: 05/07/2018

López de Sá Areses E. Estudio clínico unicéntrico de una serie de casos para evaluar la viabilidad de integrar la hipotermia terapéutica con el sistema IVTM de Zoll como adyuvante de la angioplastia coronaria percutánea en pacientes con infarto agudo de miocardio. Type: Producto Sanitario.

HULP code: Anexo-I 4749. Sponsored's protocol code: COOL-AMI.

Sponsored by: Zoll Circulation Inc. Signed date: 19/01/2018



3.2 Cardiovascular Area



Introduction 1

Executive summary 2

Information Groups by Area 3

3.1 Neuroscience Area

3.2 Cardiovascular Area

3.3 Infectious Diseases and Immunity Area

3.4 Large System Pathologies Area

3.5 Cancer and Human Molecular Genetics Area

3.6 Surgery, Transplant and Health Technologies Area

Associated Clinicians 4

Scientific Report

2016
2017
2018

López de Sá Areses E. Estudio de fase IIB, randomizado, controlado con placebo para evaluar la seguridad y la eficacia de MEDI6012 en el infarto de miocardio agudo con elevación del segmento. Type: Clinical Trial, phase II.

HULP code: 5029. Sponsored's protocol code: D5780C00007.

Sponsored by: Medimmune. Signed date: 05/03/2018

López Fernández T. Epiq-affinit ultrasound system study for cardiology. Type: NO-EPA.

HULP code: PI-2996. Sponsored's protocol code: 253494.

Sponsored by: Philips Ultrasound Inc. Signed date: 04/04/2018

López-Sendón Hentsche JL. Estudio de fase III fundamental, multicéntrico, aleatorizado, doble ciego, controlado con placebo, de grupos paralelos y determinado por los episodios para evaluar la eficacia y la seguridad de Vericiguat, un estimulador de la guanilato ciclasa soluble (GCS) por vía oral, en sujetos con insuficiencia cardíaca con fracción de eyección disminuida (ICFED): estudio Victoria (Vericiguat Global Study in Subjects with Heart Failure with Reduced Ejection Fraction). Type: Clinical Trial, phase III.

HULP code: Anexo-I 4685. Sponsored's protocol code: 1242-001.

Sponsored by: Merck Sharp and Dohme de España S.A. Signed date: 10/09/2018

López-Sendón Hentschel JL. Ensayo de fase III, aleatorizado y doble ciego para evaluar la eficacia y la seguridad de una dosis diaria de 10 mg de Empagliflozina en comparación con placebo en pacientes con insuficiencia cardíaca crónica con fracción de eyección preservada (ICC-FEP). Type: Clinical Trial, phase III.

HULP code: 4988. Sponsored's protocol code: 1245.110.

Sponsored by: Boehringer Ingelheim International GmbH. Signed date: 14/03/2018

López-Sendón Hentschel JL. Ensayo en fase III, aleatorizado y doble ciego para evaluar la eficacia y la seguridad de una dosis diaria de 10 mg de Empagliflozina en comparación con el placebo en pacientes con insuficiencia cardíaca crónica con fracción de eyección reducida (ICC-FER). Type: Clinical Trial, phase III.

HULP code: 5001. Sponsored's protocol code: 1245.121.

Sponsored by: Boehringer Ingelheim International GmbH. Signed date: 10/04/2018

López-Sendon Hentschel JL. Estudio aleatorizado, doble ciego, controlado con placebo, de grupos paralelos, multicéntrico, para demostrar los efectos de Sotagliflozina sobre los eventos cardiovasculares y renales en pacientes con diabetes tipo 2, factores de riesgo cardiovascular y función renal moderadamente reducida (SCORED). Type: Clinical Trial, phase III.

HULP code: Anexo-I 4943. Sponsored's protocol code: EFC14875.

Sponsored by: Sanofi-Aventis Recherche & Developpement. Signed date: 13/02/2018

López-Sendón Hentschel JL. Estudio de Colchicina en eventos cardiovasculares. Type: Clinical Trial, phase III.

HULP code: 4946. Sponsored's protocol code: COLCOT.

Sponsored by: Montreal Heart Institute. Signed date: 25/01/2018

Merino Llorens JL. Estudio eficaz: eficacia de choque de cardioversión/desfibrilación, un estudio aleatorizado que compara la pendiente fija y la anchura de impulso fija en una población general con desfibrilador automático implantable. Type: Producto Sanitario.

HULP code: 5067. Sponsored's protocol code: CRD-914/SJM-CIP-10221.

Sponsored by: Abbott Medical España S.A. Signed date: 18/04/2018

Moreno Gómez JR. Edoxabán frente al tratamiento estándar y sus efectos en los resultados clínicos de los pacientes que se han sometido a una implantación de válvula aórtica transcatóter (en fibrilación auricular). Type: Clinical Trial, phase III.

HULP code: Anexo-I 4843. Sponsored's protocol code: DUI76B-C-U4001.

Sponsored by: Daiichi Sankyo Inc. Signed date: 18/04/2018

Moreno Gómez JR. Ensayo Clínico aleatorizado para comparar la eficacia del Stent Angiolite frente a un stent farmacológico de segunda generación como Xience en pacientes con indicación de intervención coronaria percutánea. Type: Producto Sanitario.

HULP code: Anexo-I 4517. Sponsored's protocol code: ANGIOLITE.

Sponsored by: Cardiva2 S.L. Signed date: 19/02/2018

Moreno Gómez JR. Ensayo pivotal europeo COOL-AMI: un ensayo multicéntrico, prospectivo, aleatorizado y controlado en el que se evalúan la seguridad y la eficacia del enfriamiento como tratamiento adyuvante en las intervenciones percutáneas de pacientes con infarto agudo. Type: Producto Sanitario.

HULP code: 5113. Sponsored's protocol code: COOL-AMI EU EDC 35.

Sponsored by: Zoll Circulation Inc. Signed date: 05/07/2018

Moreno Gómez JR. Estrategias de revascularización percutánea completa utilizando stents liberadores de Sirolimus recubiertos de polímero biodegradable en pacientes con síndrome coronario agudo y enfermedad coronaria multivascular. Type: Producto Sanitario.

HULP code: 5189. Sponsored's protocol code: BIOVASC.

Sponsored by: Erasmus Mc Holding B.V. Signed date: 18/12/2018

Moreno Gómez JR. Estudio clínico unicéntrico de una serie de casos para evaluar la viabilidad de integrar la hipotermia terapéutica con el sistema IVTM de Zoll como adyuvante de la angioplastia coronaria percutánea en pacientes con infarto agudo de miocardio. Type: Producto Sanitario.

HULP code: Anexo-I 4749. Sponsored's protocol code: COOL-AMI.

Sponsored by: Zoll Circulation Inc. Signed date: 19/01/2018

Moreno Gómez JR. Estudio con tomografía de coherencia óptica a 9 meses en stent farmacológico de polímero abluminal bioestable y sirolimus. Type: Producto Sanitario.



3.2 Cardiovascular Area



Introduction 1

Executive summary 2

Information Groups by Area 3

3.1 Neuroscience Area

3.2 Cardiovascular Area

3.3 Infectious Diseases and Immunity Area

3.4 Large System Pathologies Area

3.5 Cancer and Human Molecular Genetics Area

3.6 Surgery, Transplant and Health Technologies Area

Associated Clinicians 4

Scientific Report

2016
2017
2018

HULP code: 5094. Sponsored's protocol code: IHT-DES-2018-01.
Sponsored by: Iberhospitex S.A. Signed date: 12/11/2018

Moreno Gómez JR. Estudio Onyx One; un estudio aleatorizado y controlado con el Stent Resolute Onyx y tratamiento de doble antiagregación plaquetaria [dapt] de un mes para pacientes con alto riesgo de sangrado. Type: Producto Sanitario.

HULP code: Anexo-I 496 I. Sponsored's protocol code: ONYX ONE.
Sponsored by: Medtronic Bakkeen Research Center B.V. Signed date: 03/10/2018

Moreno Gómez JR. Estudio Onyx One; un estudio aleatorizado y controlado con el Stent Resolute Onyx y tratamiento de doble antiagregación plaquetaria [DAPT] de un mes para pacientes con alto riesgo de sangrado. Type: Producto Sanitario.

HULP code: 496 I. Sponsored's protocol code: ONYX ONE.
Sponsored by: Medtronic Bakkeen Research Center B.V. Signed date: 05/01/2018

Moreno Gómez JR. Evaluación de la eficacia (ACC) y la seguridad de la endoprótesis recubierta con Biolimus A9TM Biofreedomtm de COCR en un ensayo aleatorizado en pacientes con coronariopatía (ACC con Biofreedomtm). Type: Producto Sanitario.

HULP code: 5042. Sponsored's protocol code: 17-EU-02.
Sponsored by: Biosensors Europe S.A. Signed date: 09/10/2018

Peinado Peinado R. Appraise ATP: evaluación de pacientes en prevención primaria previa implantación de un DCI – evaluación sistemática de la electroestimulación antitaquicárdica. Type: Producto Sanitario.

HULP code: PI-3142. Sponsored's protocol code: C1924.
Sponsored by: Boston Scientific Corporation. Signed date: 10/05/2018

Peinado Peinado R. Estudio eficaz: Eficacia de choque de cardioversión/desfibrila-

ción, un estudio aleatorizado que compara la pendiente fija y la anchura de impulso fija en una población general con desfibrilador automático implantable. Type: Producto Sanitario.

HULP code: 5067. Sponsored's protocol code: CRD-914/SJM-CIP-10221.
Sponsored by: Abbott Medical España S.A. Signed date: 18/04/2018

Rey Blas JR. Ensayo clínico aleatorizado, multicéntrico, abierto, controlado, fase III, paralelo, para evaluar la eficacia y seguridad de Ivabradina versus Digoxina en el control coronario de la frecuencia cardíaca en pacientes con fibrilación auricular en tratamiento. Type: Clinical Trial, phase III.

HULP code: 5128. Sponsored's protocol code: BRAKE-AF.
Sponsored by: Adolfo Fontela Cerezuela. Signed date: 22/08/2018

Patents and trademarks

Filgueiras Rama D, López de Sá y Areses E, Millet Roig J, Calvo Saiz CJ, inventors; Centro Nacional de Investigaciones Cardiovasculares Carlos III (CNIC), FIBHULP, Universidad Politécnica de Valencia, assignees. Method of predicting or prognosticating neurological performance in patients who have suffered a cardiac arrest and optionally comatose status due to ventricular fibrillation. PCT/EP2015/076893, EP3020333; 2014 November 17.

Riera del Moral LF, inventor; FIBHULP, assignee. Aortic endoprosthesis for the treatment of aneurysm. P201231638, PCT/ES2013/070712; 2012 October 24.



3.2 Cardiovascular Area



Introduction 1

Executive summary 2

Information Groups by Area 3

3.1 Neuroscience Area

3.2 Cardiovascular Area

3.3 Infectious Diseases and Immunity Area

3.4 Large System Pathologies Area

3.5 Cancer and Human Molecular Genetics Area

3.6 Surgery, Transplant and Health Technologies Area

Associated Clinicians 4

Scientific Report

2016
2017
2018



Publications: 43 Impact Factor: 336.074 QI: 30

Cardiovascular Epidemiology and Nutrition Group

Fernando Rodríguez Artalejo. Catedrático de Medicina Preventiva y Salud Pública. Facultad de Medicina. Universidad Autónoma de Madrid

José Ramón Banegas Banegas. Catedrático de Medicina Preventiva y Salud Pública. Facultad de Medicina. Universidad Autónoma de Madrid

Auxiliadora Graciani Pérez-Regadera. Profesora Contratada de Medicina Preventiva y Salud Pública. Facultad de Medicina. Universidad Autónoma de Madrid

Pilar Guallar Castellón. Profesora Titular de Medicina Preventiva y Salud Pública. Facultad de Medicina. Universidad Autónoma de Madrid

Juan Luis Gutiérrez Fisac. Profesor Asociado de Medicina Preventiva y Salud Pública. Facultad de Medicina. Universidad Autónoma de Madrid

Luz María León Muñoz. Colaboradora Docente de Medicina Preventiva y Salud Pública. Facultad de Medicina. Universidad Autónoma de Madrid

Esther López García. Profesora Contratada. Doctora de Medicina Preventiva y Salud Pública. Facultad de Medicina. Universidad Autónoma de Madrid

Fernando Villar Álvarez. Profesor Asociado de Medicina Preventiva y Salud Pública. Facultad de Medicina. Universidad Autónoma de Madrid

Strategic Objective

Our strategic objective is to produce relevant information to support clinical and population-based policies aimed at controlling CVD. The results of our studies have been explicitly incorporated into the National Strategy for Ischemic Heart Disease

Control and into the National Strategy for Obesity Prevention and Control, elaborated by the Ministry of Health.

Moreover, our research results have also supported the development of clinical guidelines in this field; specifically, the guidelines of the Spanish Society for Arterial Hypertension, and guidelines of the Spanish Society of Family Medicine, the leading society devoted to primary health care in Spain.

Research lines

- Cardiovascular and nutritional epidemiology

Research Activity

Publications

- Andrade-Gómez E, Martínez-Gómez D, Rodríguez-Artalejo F, García-Esquinas E. Sedentary behaviors, physical activity, and changes in depression and psychological distress symptoms in older adults. *Depress Anxiety*. 2018; 35(9): 884-97. Article. IF: 4.86; Q1
- Artalejo FR. The Economy, the innovation and the future of the Spanish SNS. *Rev Esp Salud Publica*. 2018; 92: Book Review. IF: 0.635; Q4
- Balboa-Castillo T, Struijk EA, López-García E, Banegas JR, Rodríguez-Artalejo F, Guallar-Castillón P. Low vitamin intake is associated with risk of frailty in older adults. *Age Ageing*. 2018; 47(6): 872-9. Article. IF: 4.511; Q1



3.2 Cardiovascular Area



Introduction

1

Executive summary

2

Information Groups by Area

3

3.1 Neuroscience Area

3.2 Cardiovascular Area

3.3 Infectious Diseases and Immunity Area

3.4 Large System Pathologies Area

3.5 Cancer and Human Molecular Genetics Area

3.6 Surgery, Transplant and Health Technologies Area

Associated Clinicians

4

Scientific Report

2016
2017
2018

- Banegas JR, Ruilope LM, de la Sierra A, Vinyoles E, Gorostidi M, de la Cruz JJ, Ruiz-Hurtado G, Segura J, Rodríguez-Artalejo F, Williams B. Relationship between clinic and ambulatory blood-pressure measurements and mortality. *New Engl J Med.* 2018; 378(16): 1509-20. Article. IF: 70.67; D1
- Banegas JR, Ruilope LM, Williams B. Ambulatory blood pressure and mortality reply. *New Engl J Med.* 2018; 379(13): 1287-8. Letter. IF: 70.67; D1
- Banegas JR, Ruilope LM, Williams B. White-coat UnControlled Hypertension, Masked UnControlled Hypertension, and True UnControlled Hypertension, phonetic and mnemonic terms for treated hypertension phenotypes. *J Hypertens.* 2018; 36(2): 446-447. Letter. IF: 4.209; Q1.NO
- Banegas JR, Ruilope LM. The epidemiological magnitude of white-coat hypertension and masked hypertension in Africa. *J Clin Hypertens.* 2018; 20(8): 1173-5. Editorial Material. IF: 2.444; Q3
- Borghi C, Rodríguez-Artalejo F, De Backer G, Dallongeville J, Medina J, Nuevo J, Guallar E, Perk J, Banegas JR, Tubach F, Roy C, Halcox JP. Serum uric acid levels are associated with cardiovascular risk score: A post hoc analysis of the EURIKA study. *Int J Cardiol.* 2018; 253: 167-173. Article. IF: 3.471; Q2.NO
- Cabañas-Sánchez V, Guallar-Castillón P, Higuera-Fresnillo S, García-Esquinas E, Rodríguez-Artalejo F, Martínez-Gómez D. Physical activity, sitting time, and mortality from inflammatory diseases in older adults. *Front Physiol.* 2018; 9: 898. Article. IF: 3.201; Q2
- Cabañas-Sánchez V, Guallar-Castillón P, Higuera-Fresnillo S, Rodríguez-Artalejo F, Martínez-Gómez D. Changes in sitting time and cardiovascular mortality in older adults. *Am J Prev Med.* 2018; 54(3): 419-22. Article. IF: 4.435; Q1
- Davies B, García F, Ara I, Artalejo FR, Rodríguez-Manas L, Walter S. Relationship between sarcopenia and frailty in the Toledo study of healthy aging: A population based cross-sectional study. *J Am Med Dir Assoc.* 2018; 19(4): 282-6. Article. IF: 4.899; Q1
- de la Sierra A, Armario P, Oliveras A, Banegas JR, Gorostidi M, Vinyoles E, de la Cruz JJ, Segura J, Ruilope LM. Antihypertensive drug use in resistant and nonresistant hypertension and in controlled and uncontrolled resistant hypertension. *J Hypertens.* 2018; 36(7): 1563-70. Article. IF: 4.209; Q1
- de la Sierra A, Banegas JR, Vinyoles E, Segura J, Gorostidi M, de la Cruz JJ, Ruilope LM. Prevalence of masked hypertension in untreated and treated patients with office blood pressure below 130/80 mm Hg. *Circulation.* 2018; 137(24): 2651-3. Letter. IF: 23.054; D1
- Dos Santos TJ, Martos-Moreno GA, Muñoz-Calvo MT, Pozo J, Rodríguez-Artalejo F, Argente J. Clinical management of childhood hyperthyroidism with and without Down syndrome: a longitudinal study at a single center. *J Pediatr Endocr Met.* 2018; 31(7): 743-50. Article. IF: 1.239; Q3
- García-Esquinas E, Ortola R, Galán I, Soler-Vila H, Laclaustra M, Rodríguez-Artalejo F. Moderate alcohol drinking is not associated with risk of depression in older adults. *SCI Rep-Uk.* 2018; 8: 11512. Article. IF: 4.011; Q1
- García-Esquinas E, Rodríguez-Artalejo F. Association between serum uric acid concentrations and grip strength: Is there effect modification by age? *Clin Nutr.* 2018; 37(2): 566-72. Article. IF: 6.042; D1
- Gijón-Conde T, Graciani A, López-García E, García-Esquinas E, Laclaustra M, Ruilope LM, Rodríguez-Artalejo F, Banegas JR. Frailty, disability, and ambulatory blood pressure in older adults. *J Am Med Dir Assoc.* 2018; 19(5): 433-8. Article. IF: 4.899; Q1
- Gorostidi M, Sánchez-Martínez M, Ruilope LM, Graciani A, de la Cruz JJ, Santamaría R, del Pino MD, Guallar-Castillón P, de Álvaro F, Rodríguez-Artalejo F, Banegas JR. Chronic kidney disease in Spain: Prevalence and impact of accumulation of cardiovascular risk factors. *N. Nefrología.* 2018; 38(6): 606-15. Article. IF: 1.439; Q4
- Higuera-Fresnillo S, Cabañas-Sánchez V, López-García E, Esteban-Cornejo I, Banegas JR, Sadarangani KP, Rodríguez-Artalejo F, Martínez-Gómez D. Physical activity and association between frailty and all-cause and cardiovascular mortality in older adults: Population-based prospective cohort study. *J Am Geriatr Soc.* 2018; 66(11): 2097-103. Article. IF: 4.113; Q1
- Higuera-Fresnillo S, Cabañas-Sánchez V, García-Esquinas E, Rodríguez-Artalejo F, Martínez-Gómez D. Physical activity attenuates the impact of poor physical, mental, and social health on total and cardiovascular mortality in older adults: a population-based prospective cohort study. *Qual Life Res.* 2018; 27(12): 3293-302. Article. IF: 2.488; Q2
- Higuera-Fresnillo S, de la Camara MA, Esteban-Cornejo I, Rodríguez-Artalejo F, Martínez-Gómez D. Concurrent criterion validity of a test of usual gait speed in older adults. *Percept Mot Skills.* 2018; 125(5): 908-922. Article. IF: 1.049; Q4
- Laclaustra M, López-García E, Civeira F, García-Esquinas E, Graciani A, Guallar-Castillón P, Banegas JR, Rodríguez-Artalejo F. LDL cholesterol rises with BMI only in lean individuals: Cross-sectional us and Spanish representative data. *Diabetes Care.* 2018; 41(10): 2195-201. Article. IF: 15.27; D1
- Laclaustra M, Rodríguez-Artalejo F, Guallar-Castillón P, Banegas JR, Graciani A, García-Esquinas E, Ordovas J, López-García E. Prospective association between added sugars and frailty in older adults. *Am J Clin Nutr.* 2018; 107(5): 772-9. Article. IF: 6.568; D1
- Lana A, Banegas JR, Guallar-Castillón P, Rodríguez-Artalejo F, López-García E. Association of dairy consumption and 24-hour mood pressure in older adults with hypertension. *Am J Med.* 2018; 131(10): 1238-49. Article. IF: 4.76; Q1
- León-González R, García-Esquinas E, Paredes-Galán E, Ferrero-Martínez AI, González-Guerrero JL, Hornillos-Calvo M, Menéndez-Colino R, Torres-Torres I, Galán MC, Torrente-Carballido M, Olcoz-Chiva M, Rodríguez-Pascual C, Rodríguez-Artalejo F. Health literacy and health outcomes in very old patients with heart failure. *Rev Esp Cardiol.* 2018; 71(3): 178-84. Article. IF: 5.126; Q1
- López-García E, Hagan KA, Fung TT, Hu FB, Rodríguez-Artalejo F. Mediterranean diet and risk of frailty syndrome among women with type 2 diabetes. *Am J Clin Nutr.* 2018; 107(5): 763-71. Article. IF: 6.568; D1
- Martínez-Gómez D, Guallar-Castillón P, Higuera-Fresnillo S, Banegas JR, Sadarangani KP, Rodríguez-Artalejo F. A healthy lifestyle attenuates the effect of polypharmacy on total and cardiovascular mortality: a national prospective cohort study. *SCI Rep-Uk.* 2018; 8: 2615. Article. IF: 4.011; Q1
- Martínez-Gómez D, Guallar-Castillón P, Higuera-Fresnillo S, García-Esquinas E, López-García E, Bandinelli S, Rodríguez-Artalejo F. Physical Activity Attenuates Total and Cardiovascular Mortality Associated With Physical Disability: A National Cohort of Older Adults. *J Gerontol A-Biol.* 2018; 73(2): 240-247. Article. IF: 4.711; Q1.NO
- Martín-Rioboo E, de Torres LAP, Banegas JR, Lobos-Bejarano JM, Cuixart CB, Criado EIG, Martín-Carrillo P, Muro MMR, Cabello MIE, Galan AM. Knowledge, availability, and use of ambulatory and



3.2 Cardiovascular Area



Introduction 1

Executive summary 2

Information Groups by Area 3

3.1 Neuroscience Area

3.2 Cardiovascular Area

3.3 Infectious Diseases and Immunity Area

3.4 Large System Pathologies Area

3.5 Cancer and Human Molecular Genetics Area

3.6 Surgery, Transplant and Health Technologies Area

Associated Clinicians 4

Scientific Report

2016
2017
2018

home blood pressure monitoring in primary care in Spain: the MAMPA study. *J Hypertens.* 2018; 36(5): 1051-8. Article. IF: 4.209; Q1

- Monroy-Parada DX, Jacome-González ML, Moya-Geromini MA, Rodríguez-Artalejo F, Royo-Bordonada MA. Adherence to nutritional recommendations in vending machines at secondary schools in Madrid (Spain), 2014-2015. *Gac Sanit.* 2018; 32(5): 459-65. Article. IF: 1.653; Q3
- Moreno-Franco B, Pérez-Tasigchana RF, López-García E, Laclaustra M, Gutiérrez-Fisac JL, Rodríguez-Artalejo F, Guallar-Castillón P. Socioeconomic determinants of sarcopenic obesity and frail obesity in community-dwelling older adults: The Seniors-ENRICA Study. *SCI Rep-Uk.* 2018; 8: 10760. Article. IF: 4.011; Q1
- Pérez-Hernández B, López-García E, Graciani A, Ayuso-Mateos JL, Rodríguez-Artalejo F, García-Esquinas E. Housing conditions and risk of physical function limitations: a prospective study of community-dwelling older adults. *J Public Health-Uk.* 2018; 40(3): E252-9. Article. Not Indexed
- Pierdomenico SD, Pierdomenico AM, Coccina F, Clement DL, De Buyzere ML, De Bacquer DA, Ben-Dov IZ, Vongpatanasin W, Banegas JR, Ruilope LM, Thijs L, Staessen JA. Prognostic value of masked uncontrolled hypertension: Systematic review and meta-analysis. *Hypertension.* 2018; 72(4): 862-9. Review. IF: 7.017; D1
- Rioboo EM, Banegas JR, de Torres LAP, Bejarano JML. Diagnosis in blood hypertension: When the techniques do not are accessible in primary care and are also produced inequities. *Aten Prim.* 2018; 50(8): 455-8. Editorial Material. IF: 1.346; Q3
- Rodríguez-Artalejo F, López-García E. Coffee consumption and cardiovascular disease: A condensed review of epidemiological evidence and mechanisms. *J Agr Food Chem.* 2018; 66(21): 5257-63. Article. IF: 3.571; D1
- Rodríguez-Pascual C, Torres-Torres I, Gómez-Quintanilla A, Ferrero-Martínez AI, Sharma J, Guitian A, Basalo MC, Montero-Magan M, Vilches-Moraga A, Olcoz-Chiva MT, Paredes-Galán E, Rodríguez-Artalejo F. Safety of direct oral anticoagulants and vitamin K antagonists in oldest old patients: A prospective study. *J Am Med Dir Assoc.* 2018; 19(11): 936-41. Article. IF: 4.899; Q1
- Ruilope LM, Banegas JR. The use of antihypertensive fixed combinations in clinical practice needs a reappraisal. *J Clin Hypertens.* 2018; 20(4): 716-7. Editorial Material. IF: 2.444; Q3
- Sarafidis PA, Ruilope LM, Loutradis C, Gorostidi M, de la Sierra A, de la Cruz JJ, Vinyoles E, Divisón-Garrote JA, Segura J, Banegas JR. Blood pressure variability increases with advancing chronic kidney disease stage: a cross-sectional analysis of 16546 hypertensive patients. *J Hypertens.* 2018; 36(5): 1076-85. Article. IF: 4.209; Q1
- Stefler D, Hu YY, Maljutina S, Pajak A, Kubinova R, Peasey A, Pikhart H, Rodríguez-Artalejo F, Bobak M. Mediterranean diet and physical functioning trajectories in Eastern Europe: Findings from the HAPIEE study. *Plos One.* 2018; 13(7): e0200460. Article. IF: 2.776; Q2
- Struijk EA, Banegas JR, Rodríguez-Artalejo F, López-García E. Consumption of meat in relation to physical functioning in the Seniors-ENRICA cohort. *BMC Med.* 2018; 16: 50. Article. IF: 8.285; D1
- Zhou B, Bentham J, Di Cesare M, Bixby H, Danaei G, Hajifathalian K, Taddei C, Carrillo-Larco RM, Djalalinia S, Khatibzadeh S, Lugero C, Peykari N, Zhang WZ, Bennett J, Bilano V, Stevens GA, Cowan MJ, Riley LM, Chen ZM, Hambleton IR, Jackson RT, Kengne AP, Khang YH, Laxmaiah A, Liu J, Malekzadeh R, Neuhauser HK, Soric M, Starc G, Sundstrom J, Woodward M, Ezzati M, Abarca-

- Gómez L, Abdeen ZA, Abu-Rmeileh NM, Acosta-Cazares B, Adams RJ, Aekplakorn W, Afsana K, Aguilar-Salinas CA, Agyemang C, Ahmad NA, Ahmadvand A, Ahrens W, Ajlouni K, Akhtaeva N, Al-Raddadi R, Ali MM, Ali O, Alkerwi A, Aly E, Amarapurkar DN, Amouyel P, Amuzu A, Andersen LB, Anderssen SA, Angquist LH, Anjana RM, Ansong D, Aounallah-Skhiri H, Araujo J, Ariens I, Aris T, Arlappa N, Arveiler D, Aryal KK, Aspelund T, Assah FK, Assuncao MCF, Avdicova M, Azevedo A, Azizi F, Babu BV, Bahijri S, Balakrishna N, Bamoshmoosh M, Banach M, Bandos P, Banegas JR, Barbagallo CM, Barcelo A, Barkat A, Barros AJD, Barros MV, Bata I, Batieha AM, Batyrbek A, Baur LA, Beaglehole R, Ben Romdhane H, Benet M, Benson LS, Bernabe-Ortiz A, Bernotiene G, Bettiol H, Bhagyalaxmi A, Bharadwaj S, Bhargava SK, Bi YF, Bikbov M, Bista B, Bjerregaard P, Bjertness E, Bjertness MB, Bjorkelund C, Blokstra A, Bo S, Bobak M, Boeing H, Boggia JG, Boissonnet CP, Bongard V, Borchini R, Bovet P, Braeckman L, Brajkovich I, Branca F, Breckenkamp J, Brenner H, Brewster LM, Bruno G, Bueno-de-Mesquita, Bugge A, Burns C, Bursztyjn M, de León AC, Cacciottolo J, Cai H, Cameron C, Can G, Candido APC, Capuano V, Cardoso VC, Carlsson AC, Carvalho MJ, Casanueva FF, Casas JP, Caserta CA, Chamukuttan S, Chan AW, Chan QEN, Chaturvedi HK, Chaturvedi N, Chen CJ, Chen FF, Chen HS, Chen SH, Chen ZM, Cheng CY, Dekkaki IC, Chetrit A, Chioloro A, Chiou ST, Chirita-Emandi A, Chirlaque MD, Cho BL, Cho Y, Christofaro DG, Chudek J, Cifkova R, Cinteza E, Claessens F, Clays E, Concin H, Cooper C, Cooper R, Coppinger TC, Costanzo S, Cottel D, Cowell C, Craig CL, Crujeiras AB, Cruz JJ, D'Arrigo G, d'Orsi E, Dallongeville J, Damasceno A, Danaei G, Dankner R, Dantoft TM, Dauchet L, Davletov K, De Backer G, De Bacquer D, de Gaetano G, De Henauw S, de Oliveira PD, De Smedt D, Deepa M, Dehghan A, Delisle H, Deschamps V, Dhana K, Di Castelnuovo AF, Dias-da-Costa JS, Diaz A, Dickerson TT, Djalalinia S, Do HTP, Dobson AJ, Donfrancesco C, Donoso SP, Doring A, Dorobantu M, Doua K, Drygas W, Dulskiene V, Dzakula A, Dzerve V, Dzialankowska-Zaborszczyk E, Eggertsen R, Ekelund U, El Ati J, Elliott P, Elosua R, Erasmus RT, Erem C, Eriksen L, Eriksson JG, Escobedo-de La Pena J, Evans A, Faeh D, Fall CH, Farzadfar F, Felix-Redondo FJ, Ferguson TS, Fernandes RA, Fernández-Berges D, Ferrante D, Ferrari M, Ferreccio C, Ferrieres J, Finn JD, Fischer K, Foger B, Foo LH, Forslund AS, Forsner M, Fouad HM, Francis DK, Franco MD, Franco OH, Frontera G, Fuchs FD, Fuchs SC, Fujita Y, Furusawa T, Gaciong Z, Galvano F, García-de-la-Hera M, Gareta D, Garnett SP, Gaspoz JM, Gasull M, Gates L, Geleijnse JM, Ghasemian A, Ghimire A, Giampaoli S, Gianfagna F, Gill TK, Giovannelli J, Goldsmith RA, Goncalves H, González-Gross M, González-Rivas JP, Gorbea MB, Gottrand F, Graff-Iversen S, Grafnetter D, Grajda A, Grammatikopoulou MG, Gregor RD, Grodzicki T, Grontved A, Grosso G, Gruden G, Grujic V, Gu DF, Guan OP, Gudmundsson EF, Gudnason V, Guerrero R, Guessous I, Guimaraes AL, Gulliford MC, Gunnlaugsdottir J, Gunter M, Gupta PC, Gupta R, Gureje O, Gurzkowska B, Gutierrez L, Gutzwiller F, Hadaegh F, Halkjaer J, Hambleton IR, Hardy R, Kumar RH, Hata J, Hayes AJ, He J, He YN, Hendriks ME, Henriques A, Cadena LH, Herrala S, Heshmat R, Hihtaniemi IT, Ho SY, Ho SC, Hobbs M, Hofman A, Dinc GH, Horimoto ARVR, Hormiga CM, Horta BL, Houti L, Howitt C, Htay TT, Htet AS, Htike MMT, Hu YH, Huerta JM, Huisman M, Husseini AS, Huybrechts I, Hwalla N, Iacoviello L, Iannone AG, Ibrahim MM, Wong NI, Ikeda N, Ikram MA, Irazola VE, Islam M, Ismail AA, Ivkovic V, Iwasaki M, Jackson RT, Jacobs JM, Jaddou H, Jafar T, Jamrozik K, Janszky I, Jasienska G, Jelakovic A, Jelakovic B, Jennings G, Jeong SL, Jiang CQ, Joffres M, Johansson M, Jokelainen JJ, Jonas JB, Jorgensen T, Joshi P, Jozwiak J, Juolevi A, Jurak G, Juresa V, Kaaks R, Kafatos A, Kajantie EO, Kalter-Leibovici O, Kamaruddin NA, Karki KB, Kasaean A, Katz J, Kauhanen J, Kaur P, Kavousi M, Kazakbaeva G, Keil U,



3.2 Cardiovascular Area



Introduction 1

Executive summary 2

Information Groups by Area 3

3.1 Neuroscience Area

3.2 Cardiovascular Area

3.3 Infectious Diseases and Immunity Area

3.4 Large System Pathologies Area

3.5 Cancer and Human Molecular Genetics Area

3.6 Surgery, Transplant and Health Technologies Area

Associated Clinicians 4

Scientific Report

2016
2017
2018

Boker LK, Keinanen-Kiukaanniemi S, Kelishadi R, Kemper HCG, Kengne AP, Kerimkulova A, Kersiting M, Key T, Khader YS, Khalili D, Khang YH, Khateeb M, Khaw KT, Kiechl-Kohlendorfer U, Kiechl S, Killewo J, Kim J, Kim YY, Klumbiene J, Knoflach M, Kolle E, Kolsteren P, Korrovits P, Koskinen S, Kouda K, Kowlessur S, Koziel S, Kriemler S, Kristensen PL, Krokstad S, Kromhout D, Kruger HS, Kubinova R, Kuciene R, Kuh D, Kujala UM, Kulaga Z, Kumar RK, Kurjata P, Kusuma YS, Kuulasmaa K, Kyobutungi C, Laatikainen T, Lachat C, Lam TH, Landrove O, Lanska V, Lappas G, Larijani B, Laugsand LE, Laxmaiah A, Bao KLN, Le TD, Leclercq C, Lee J, Lee J, Lehtimäki T, León-Munoz LM, Levitt NS, Li YP, Lilly CL, Lim WY, Lima-Costa MF, Lin HH, Lin X, Lind L, Linneberg A, Lissner L, Litwin M, Liu J, Lorbeer R, Lotufo PA, Lozano JE, Luksiene D, Lundqvist A, Lunet N, Lytsy P, Ma J, Machado-Coelho GLL, Machi S, Maggi S, Magliano DJ, Magriplis E, Majer M, Makdisse M, Malekzadeh R, Malhotra R, Rao KM, Malyutina S, Manios Y, Mann JI, Manzato E, Margozzini P, Marques-Vidal P, Marques LP, Marrugat J, Martorell R, Mathiesen EB, Matijasevich A, Matsha TE, Mbanya JCN, Posso AJM, McFarlane SR, McGarvey ST, McLachlan S, McLean RM, McLean SB, McNulty BA, Mediene-Benchechor S, Medzioniene J, Meirhaeghe A, Meisinger C, Menezes AMB, Menon GR, Meshram II, Metspalu A, Meyer HE, Mi J, Mikkel K, Miller JC, Minderico CS, Francisco J, Miranda JJ, Mirzakhimov E, Misogoj-Durakovic M, Modesti PA, Mohamed MK, Mohammad K, Mohammadi-fard N, Mohan V, Mohanna S, Yusoff MFM, Mollehave LT, Moller NC, Molnar D, Momenan A, Mondo CK, Monyeki KDK, Moon JS, Moreira LB, Morejon A, Moreno LA, Morgan K, Moschonis G, Mossakowska M, Mostafa A, Mota J, Motlagh ME, Motta J, Msyamboza KP, Mu TT, Muiesan ML, Muller-Nurasyid M, Murphy N, Mursu J, Musil V, Nabipour I, Nagel G, Naidu BM, Nakamura H, Namesna J, Nang EEK, Nangia VB, Narake S, Nauck M, Navarrete-Munoz EM, Ndiaye NC, Neal WA, Nenko I, Neovius M, Nervi F, Neuhauser HK, Nguyen CT, Nguyen ND, Nguyen QN, Nguyen QV, Nieto-Martínez RE, Niiranen TJ, Ning G, Ninomiya T, Nishtar S, Noale M, Noboa OA, Noorbala AA, Norat T, Noto D, Al Nsour M, O'Reilly D, Oda E, Oehlert G, Oh K, Ohara K, Olinto MTA, Oliveira IO, Azahadi M, Onat A, Ong SK, Ono LM, Ordunez P, Ornelas R, Osmond C, Ostojic SM, Ostovar A, Otero JA, Overvad K, Owusu-Dabo E, Paccaud FM, Padez C, Pahomova E, Pajak A, Palli D, Palmieri L, Pan WH, Panda-Jonas S, Panza F, Papandreou D, Park SW, Parnell WR, Parsaeian M, Patel ND, Pecin I, Pednekar MS, Peer N, Peeters PH, Peixoto SV, Peltonen M, Pereira AC, Peters A, Petersmann A, Petkeviciene J, Peykari N, Pham ST, Pigeot I, Pikhart H, Pilav A, Pilotto L, Pitakaka F, Pivonska A, Plans-Rubio P, Polasek O, Porta M, Portegies MLP, Pourshams A, Poustchi H, Pradeepa R, Prashant M, Price JF, Puder JJ, Puii M, Punab M, Qasrawi RF, Qorbanii M, Bao TQ, Radic I, Radisauskas R, Rahman M, Raitakari O, Raj M, Rao SR, Ramachandran A, Ramos E, Rampal L, Rampal S, Reina DAR, Redon J, Reganit PFM, Ribeiro R, Riboli E, Rigo F, de Wit TFR, Ritti-Dias RM, Robinson SM, Robitaille C, Rodríguez-Artalejo F, Rodríguez-Pérez MD, Rodríguez-Villamizar LA, Rojas-Martínez R, Romaguera D, Ronkainen K, Rosengren A, Roy JGR, Rubinstein A, Ruiz-Betancourt BS, Rutkowski M, Sabanayagam C, Sachdev HS, Saidi O, Sakarya S, Salanave B, Martínez ES, Salmeron D, Salomaa V, Salonen JT, Salvetti M, Sanchez-Abanto J, Sans S, Santos DA, Santos IS, dos Santos RN, Santos R, Saramies JL, Sardinha LB, Sarganas G, Sarrafzadegan N, Saum KU, Savva S, Sczufca M, Schargrodsky H, Schipf S, Schmidt CO, Schottker B, Schultsz C, Schutte AE, Sein AA, Sen A, Senbanjo IO, Sepanlou SG, Sharma SK, Shaw JE, Shibuya K, Shin DW, Shin Y, Si-Ramlee K, Siantar R, Sibai AM, Silva DAS, Simon M, Simons J, Simons LA, Sjöström M, Skovbjerg S, Slowikows-

ka-Hilczler J, Slusarczyk P, Smeeth L, Smith MC, Snijder MB, So HK, Sobngwi E, Soderberg S, Solfrizzi V, Sonestedt E, Song Y, Sorensen TIA, Soric M, Jerome CS, Soumare A, Staessen JA, Starc G, Stathopoulou MG, Stavreski B, Steene-Johannessen J, Stehle P, Stein AD, Stergiou GS, Stessman J, Stieber J, Stockl D, Stocks T, Stokwiszewski J, Stronks K, Strufaldi MW, Sun CA, Sundstrom J, Sung YT, Suriyawongpaisal P, Sy RG, Tai ES, Tammesoo ML, Tamosiunas A, Tan EJ, Tang X, Tanser F, Tao Y, Tarawneh MR, Tarqui-Mamani CB, Tautou OF, Taylor A, Theobald H, Theodoridis X, Thijs L, Thuesen BH, Tjonneland A, Tolonen HK, Tolstrup JS, Topbas M, Topor-Madry R, Tormo MJ, Torrent M, Traisac P, Trichopoulos D, Trichopoulou A, Trinh OTH, Trivedi A, Tshepo L, Tulloch-Reid MK, Tullu F, Tuomainen TP, Tuomilehto J, Turley ML, Tynelius P, Tzourio C, Ueda P, Ugel EE, Ulmer H, Uusitalo HMT, Valdivia G, Valvi D, van der Schouw YT, Van Herck K, Minh HV, van Rossem L, Van Schoor NM, van Valkengoed IGM, Vanderschueren D, Vanuzzo D, Vatten L, Vega T, Velasquez-Melendez G, Veronesi G, Verschuren WMM, Verstraeten R, Victora CG, Viet L, Viikari-Juntura E, Vineis P, Vioque J, Virtanen JK, Visvikis-Siest S, Viswanathan B, Vlasoff T, Vollenweider P, Voutilainen S, Wade AN, Wagner A, Walton J, Bekar WMW, Mohamad WNW, Wanderley RS, Wang MD, Wang Q, Wang YX, Wang YW, Wannamethee SG, Wareham N, Wedderkopp N, Weerasekera D, Whincup PH, Widhalm K, Widyahening IS, Wiecek A, Wijga AH, Wilks RJ, Willeit J, Willeit P, Williams EA, Wilsgaard T, Wojtyniak B, Wong-McClure RA, Wong JYY, Wong TY, Woo J, Woodward M, Wu AG, Wu FC, Wu SL, Xu HQ, Yan WL, Yang XG, Ye XW, Yiallourou PK, Yoshihara A, Younger-Coleman NO, Yusoff AF, Zainuddin AA, Zambon S, Zampelas A, Zdrojewski T, Zeng Y, Zhao D, Zhao WH, Zheng W, Zheng YF, Zhu D, Zhussupov B, Zimmermann E, Cisneros JZ. Contributions of mean and shape of blood pressure distribution to worldwide trends and variations in raised blood pressure: a pooled analysis of 1018 population-based measurement studies with 88.6 million participants. *Int J Epidemiol.* 2018;47(3):872. Article. IF: 7,339; D1

Private projects

Rodríguez Artalejo F. Patrones dietéticos, composición corporal, deterioro físico y cognitivo en los ancianos españoles. Consorcio Centro de Investigación Biomédica en Red M.P. (CIBER). 2018-Ongoing.

Management centre: FIBHULP

Rodríguez Artalejo F. El síndrome de fragilidad y los factores psicosociales en la trayectoria de envejecimiento saludable: una cohorte comunicativa de adultos mayores en España. Consorcio Centro de Investigación Biomédica en Red M.P. (CIBER). 2016-Ongoing.

Management centre: FIBHULP

International projects

Rodríguez Artalejo F. Ageing trajectories of health: longitudinal opportunities and synergies (ATHLOS). (H2020- PHC-2014. 635316-2). European Union. 2015-2019.

Management centre: UAM



3.2 Cardiovascular Area



Introduction 1

Executive summary 2

Information Groups by Area 3

3.1 Neuroscience Area

3.2 Cardiovascular Area

3.3 Infectious Diseases and Immunity Area

3.4 Large System Pathologies Area

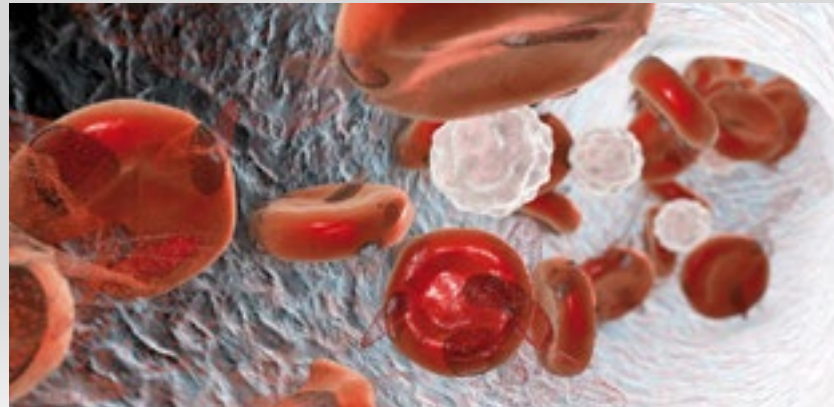
3.5 Cancer and Human Molecular Genetics Area

3.6 Surgery, Transplant and Health Technologies Area

Associated Clinicians 4

Scientific Report

2016
2017
2018



Publications: 12 Impact Factor: 110.552 Q1: 5

Coagulopathies and Alterations of Haemostasis Group

- Víctor Manuel Jiménez Yuste.** Jefe de Servicio de Hematología. Hospital Universitario La Paz
- María Teresa Álvarez Román.** Facultativo Especialista de Área en Hematología y Hemoterapia. Hospital Universitario La Paz
- Nora Viviana Butta Coll.** Investigadora Senior (Contrato Miguel Servet - Tipo 2). Jefe de Laboratorio. Hospital Universitario La Paz
- Ihosvany Fernández Bello.** Investigador Postdoctoral. Hospital Universitario La Paz
- Raquel Fernández Morata.** Técnico de Laboratorio. Hospital Universitario La Paz
- Elena García Arias-Salgado.** Investigadora asociada. Advanced Medical Projects Madrid
- Sara García Barcenilla.** Coordinadora de Estudios. Hospital Universitario La Paz
- Mónica Martín Salces.** Facultativo Especialista de Área en Hematología y Hemoterapia. Hospital Universitario La Paz
- Isabel Rivas Pollmar.** Médico Adjunto en Hematología. Hospital Universitario La Paz

Strategic Objective

This group's research activities address various relevant questions in the area of haematology and focus on the characterisation of the genetic and molecular basis of coagulation and haemostatic function. Our group investigates physiological pro-

cesses such as coagulation, haemostasis, innate immunity, inflammation, cell adhesion and migration, and cell signalling, with special emphasis on their relevance to pathological processes.

In addition, we perform epidemiological studies to facilitate patient data analysis and therapeutic treatment.

Research lines

1- Haemophilia A and B:

- Genetic and molecular studies in patients with haemophilia A and B
- Risk factors for the development of factor FVIII/FIX inhibitors in patients with haemophilia A and B. Individualised treatment adaptation based on the nature of antigenic epitopes
- Epidemiological studies of congenital haemophilia A and B, acquired haemophilia A and von Willebrand's disease

2- Haemostasis disorders:

- Haemostasis in thrombocytopenic diseases (immune thrombocytopenic purpura and myelodysplastic syndromes)
- Haemostasis in inflammatory diseases



3.2 Cardiovascular Area



Introduction 1

Executive summary 2

Information Groups by Area 3

3.1 Neuroscience Area

3.2 Cardiovascular Area

3.3 Infectious Diseases and Immunity Area

3.4 Large System Pathologies Area

3.5 Cancer and Human Molecular Genetics Area

3.6 Surgery, Transplant and Health Technologies Area

Associated Clinicians 4

Scientific Report

2016
2017
2018

Research Activity

Books and book chapters

Álvarez Román MT. Hemofilia Leve y Moderada. Spain: Ambos Marketing Services S.L, 2018.

Fernández Bello I. Técnicas para la evaluación global de la hemostasia. Spain: Ambos Marketing Services S.L, 2018.

García Barcenilla S, Curats Morales R. Tomando las riendas de tu vida. In: Álvarez Martínez E, Bayón Tejón MP, Carnero Pereiro J, Curats Morales R, Fernández Contreiras MA, Fernández Sarmiento C, García Barcenilla S, Sánchez Martín A. Guía de apoyo al paciente hemofílico y sus familias. Spain: Editorial Content Ed Net, 2018. p.41-46

Publications

- Aznar JA, Altsient C, Álvarez-Román MT, Bonanad S, Mingot-Castellano ME, López MF. Moderate and severe haemophilia in Spain: An epidemiological update. *Haemophilia*. 2018; 24(3): E136-9. Letter. IF: 3.59; Q2
- Bello IF, Jiménez-Yuste V, de Paz R, Salces MM, Sanz RJ, Manzano EM, Arias-Salgado EG, Román MTA, Pollmar MIR, Goyanes I, Butta NV. Factors involved in maintaining haemostasis in patients with myelodysplastic syndrome. *Thromb Haemostasis*. 2018; 118(4): 734-44. Article. IF: 4.733; Q1
- de la Corte-Rodríguez H, Rodríguez-Merchán EC, Álvarez-Román MT, Martín-Salces M, Martinoli C, Jiménez-Yuste V. The value of HEAD-US system in detecting subclinical abnormalities in joints of patients with hemophilia. *Expert Rev Hematol*. 2018; 11(3): 253-61. Review. IF: 2.505; Q3
- de la Corte-Rodríguez H, Rodríguez-Merchán EC, Jiménez-Yuste V. Point-of-care ultrasonography in orthopedic management of hemophilia: Multiple uses of an effective tool. *HSS J*. 2018; 14(3): 307-13. Review. Not Indexed
- Dolan G, Benson G, Duffy A, Hermans C, Jiménez-Yuste V, Lambert T, Ljung R, Morfini M, Salek SZ. Haemophilia B: Where are we now and what does the future hold? *Blood Rev*. 2018; 32(1): 52-60. Review. IF: 6.125; Q1
- Eichler H, Angchaisuksiri P, Kavakli K, Knoebl P, Windyga J, Jiménez-Yuste V, Hyseni A, Friedrich U, Chowdhary P. A randomized trial of safety, pharmacokinetics and pharmacodynamics of concizumab in people with hemophilia A. *J Thromb Haemost*. 2018; 16(11): 2184-95. Article. IF: 4.662; Q1
- Escobar MA, Brewer A, Caviglia H, Forsyth A, Jiménez-Yuste V, Laudénbach L, Lobet S, McLaughlin P, Oyesiku JO, Rodríguez-Merchán EC, Shapiro A, Solimeno LP. Recommendations on multidisciplinary management of elective surgery in people with haemophilia. *Haemophilia*. 2018; 24(5): 693-702. Review. IF: 3.59; Q2
- Lambert T, Benson G, Dolan G, Hermans C, Jiménez-Yuste V, Ljung R, Morfini M, Zupancic-Salek S, Santagostino E. Practical aspects of extended half-life products for the treatment of haemophilia. *Ther Adv Hematol*. 2018; 9(9): 295-308. Review. IF: 3.105; Q2
- Mahlangu J, Oldenburg J, Paz-Priel I, Negrier C, Niggli M, Mancuso ME, Schmitt C, Jiménez-Yuste

V, Kempton C, Dhalluin C, Callaghan MU, Bujan W, Shima M, Adamkewicz JI, Asikanius E, Levy GG, Kruse-Jarres R. Efficacy of emicizumab prophylaxis in patients who have hemophilia A without inhibitors. *New Engl J Med*. 2018; 379(9): 811-2. Article. IF: 70.67; D1

- Pérez-Rodríguez A, Batlle J, Corrales I, Borrás N, Rodríguez-Trillo A, Loures E, Cid AR, Bonanad S, Cabrera N, Moret A, Parra R, Mingot-Castellano ME, Navarro N, Altsient C, Pérez-Montes R, Marcellini S, Moreto A, Herrero S, Soto I, Mosteirín NF, Jiménez-Yuste V, Alonso N, Jacob AD, Fontanes E, Campos R, Paloma MJ, Bermejo N, Berrueto R, Mateo J, Arribalza K, Marco P, Palomo A, Quismondo NC, Íñigo B, Nieto MD, Vidal R, Martínez MP, Aguinaco R, Tenorio M, Ferreira M, García-Frade J, Rodríguez-Huerta AM, Cuesta J, Rodríguez-González R, García-Candel F, Dobon M, Aguilar C, Batlle F, Vidal F, López-Fernández MF. Role of multimeric analysis of von Willebrand factor (VWF) in von Willebrand disease (VWD) diagnosis: Lessons from the PCM-EVW-ES Spanish project. *Plos One*. 2018; 13(6): e0197876. Article. IF: 2.776; Q2
- Román MTA, Bello IF, Jiménez-Yuste V, Salces MM, Arias-Salgado EG, Pollmar MIR, Sanz RJ, Butta NV. Immune thrombocytopenia - in defence of the platelet count. Response to Hill. *Brit J Haematol*. 2018; 182(1): 130-1. Letter. IF: 5.206; Q1
- Sánchez PG, Gutiérrez MAM, Sánchez JM, Viú LI, García SG, Pollmar MIR, Salces MM, Román MTA, Yuste VJ. Head trauma in the haemophilic child and management in a paediatric emergency department: Descriptive study. *Haemophilia*. 2018; 24(4): E187-93. Article. IF: 3.59; Q2

Public projects

Butta Coll NV. Contrato Miguel Servet Tipo II (CPII14/00024). CM. 2015-2020.

Management centre: FIBHULP

Butta Coll NV. Estudio prospectivo de pacientes con trombocitopenia inmune: identificación de mecanismos fisiopatológicos que condicionan el fenotipo clínico y la respuesta a la terapia (PII5/01457). ISCIII. 2016-2018.

Management centre: FIBHULP

Private projects

Álvarez Román MT. Caracterización farmacocinética de la población con Hemofilia A en España, utilizando una aplicación médica online basada en un modelo poblacional publicado y un algoritmo Bayesiano. Shire. 2018-Ongoing.

Management centre: FETH

Álvarez Román MT. Individualización del tratamiento para el control del sangrado agudo en pacientes con hemofilia grave en tratamiento profiláctico con Emicizumab y Concizumab que es subproyecto de evaluación in vitro de la función procoagulante de diferentes moléculas clásicas con actividad anti-hemofílica en pacientes con hemofilia en profilaxis con emicizumab o concizumab. Real Fundación Victoria Eugenia. 2018-Ongoing.

Management centre: FIBHULP



3.2 Cardiovascular Area



Introduction 1

Executive summary 2

Information Groups by Area 3

3.1 Neuroscience Area

3.2 Cardiovascular Area

3.3 Infectious Diseases and Immunity Area

3.4 Large System Pathologies Area

3.5 Cancer and Human Molecular Genetics Area

3.6 Surgery, Transplant and Health Technologies Area

Associated Clinicians 4

Scientific Report

2016
2017
2018

Álvarez Román MT. Manejo de la patología urgente en pacientes con hemofilia en el ámbito extrahospitalario. Desarrollo de un protocolo de actuación extrahospitalario. Desarrollo de un protocolo de actuación coordinado entre el summa 112 y el Servicio de Trombosis y Hemostasia del Hospital La Paz en la Comunidad de Madrid. Antares Consulting S.A. 2014-Ongoing.

Management centre: FIBHULP

Álvarez Román MT. Programa del tratamiento multidisciplinario del paciente con hemofilia. Omnix Pharma S.L. 2017-Ongoing.

Management centre: FIBHULP

Álvarez Román MT. Puesta en marcha y realización del estudio clínico “ml40944. Hemolife: un estudio observacional de calidad de vida en personas con hemofilia a y cuidadores (no definitivo)”. Roche Farma S.A. 2018-Ongoing.

Management centre: FIBHULP

Butta Coll NV. Desarrollo de nanosistemas para eliminar la respuesta inmune contra el factor VIII en ratones con hemofilia grave e inhibidores: un estudio de prueba de concepto para el diseño de nuevos protocolos de tolerancia inmune en pacientes con hemofilia. Real Fundación Victoria Eugenia. 2018-Ongoing.

Management centre: FIBHULP

Butta Coll NV. Estudio de la hemostasia en la enfermedad de Behçet. Baxter S.L. 2011-Ongoing.

Management centre: FIBHULP

Jiménez Yuste VM. Alteraciones citogenéticas en donantes de sangre sanos. Fundación para la Investigación Biomédica Hospital Universitario La Paz. 2004-Ongoing.

Management centre: FIBHULP

Jiménez Yuste VM. Case-control pilot study of the immune modulating effect of Feiba on patients with haemophilia a and inhibitors. Baxter Healthcare Corporation. 2013-Ongoing.

Management centre: FIBHULP

Jiménez Yuste VM. Curso de hematología: investigación y clínica. Glaxosmithkline S.A. 2014-Ongoing.

Management centre: FIBHULP

Jiménez Yuste VM. Curso en investigación y tratamiento de la hemofilia. Laboratorios Pfizer Ltda. 2015-Ongoing.

Management centre: FIBHULP

Jiménez Yuste VM. Desarrollo de un nuevo método de laboratorio de alta sensibilidad para la detección cuantitativa de anticuerpos contra el factor VIII. Pfizer S.L.U. 2012-Ongoing.

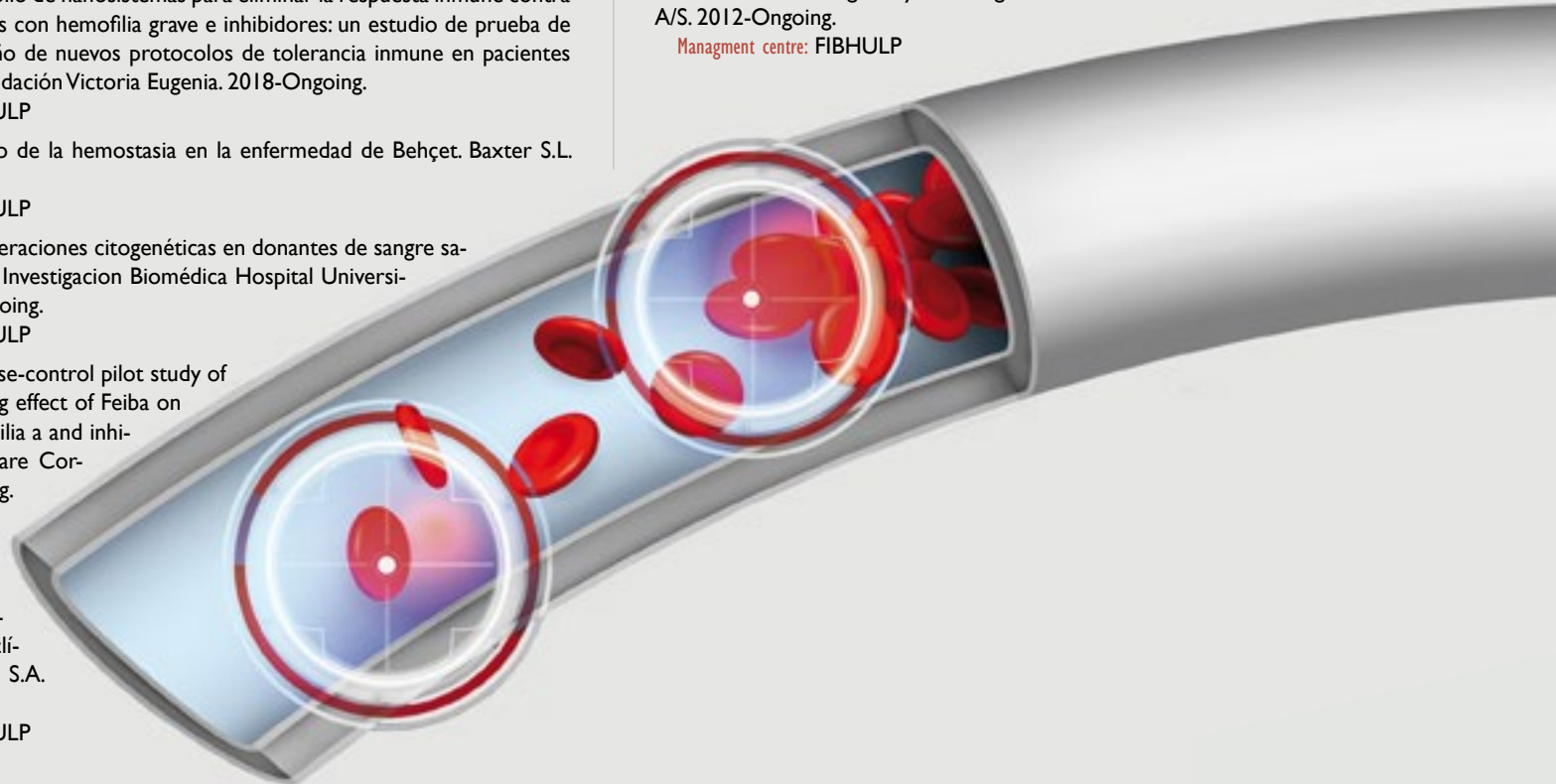
Management centre: FIBHULP

Jiménez Yuste VM. Estudio del papel de los biomarcadores de daño endotelial, hepatocelular y fibrosis hepática y la elastografía de transición en el diagnóstico del síndrome de obstrucción sinusoidal. Eusa Pharma Iberia S.L.U. 2015-Ongoing.

Management centre: FIBHULP

Jiménez Yuste VM. Estudio in vitro del efecto procoagulante de factor VII recombinante activado y Vatreptacog Alfa en sangre de pacientes con hemofilia grave mediante tromboelastografía y test de generación de tromina. Novo Nordisk A/S. 2012-Ongoing.

Management centre: FIBHULP





3.2 Cardiovascular Area



Introduction

1

Executive summary

2

Information Groups by Area

3

3.1 Neuroscience Area

3.2 Cardiovascular Area

3.3 Infectious Diseases and Immunity Area

3.4 Large System Pathologies Area

3.5 Cancer and Human Molecular Genetics Area

3.6 Surgery, Transplant and Health Technologies Area

Associated Clinicians

4

Scientific Report

2016
2017
2018

Jiménez Yuste VM. Estudio retrospectivo de utilización de Fanhdi en enfermedad de Von Willebrand y hemofilia A. Baxter S.L. 2008-Ongoing.

Management centre: FIBHULP

Jiménez Yuste VM. Evaluación de la disfunción endotelial e identificación de factores de riesgo asociados a la enfermedad cardiovascular en el paciente con hemofilia. Antares Consulting S.A. 2013-Ongoing.

Management centre: FIBHULP

Jiménez Yuste VM. Field study to evaluate the activity a site specific of b-domain deleted (BDD) pegylated recombinant fviii protein (BAY 94-9024) in plasma samples measured with both chromogenic and one stage assays used in clinical laboratories. Bayer Hispania S.L. 2015-Ongoing.

Management centre: FIBHULP

Jiménez Yuste VM. Field study to evaluate the assay variability of BAY 81-8973 measurements with methodologies, reference standards and reagents routinely used in clinical laboratories. Bayer Hispania S.L. 2015-Ongoing.

Management centre: FIBHULP

Jiménez Yuste VM. Formación orientada a la investigación en el área de hematología. Profármaco-2 S.L. 2015-Ongoing.

Management centre: FIBHULP

Jiménez Yuste VM. Head-us mobile App: Design and implementation. Pfizer Inc. 2017-Ongoing.

Management centre: FIBHULP

Jiménez Yuste VM. Individualización de la profilaxis: estudio de los niveles valles mediante técnicas globales e impacto de la actividad física. World Federation of Hemophilia. 2015-Ongoing.

Management centre: FIBHULP

Jiménez Yuste VM. Individualización del régimen profiláctico con agentes baipás en pacientes con hemofilia e inhibidor de alta respuesta mediante tromboelastometría y trominografía. Antares Consulting S.A. 2014-Ongoing.

Management centre: FIBHULP

Jiménez Yuste VM. Monitorización del tratamiento con agentes bypass, en pacientes con hemofilia e inhibidor mediante tres métodos de evaluación global de la hemostasia. Sanofi Aventis S.A. 2007-Ongoing.

Management centre: FIBHULP

Jiménez Yuste VM. One-year training and research scholarship programme in haemophilia and other haemostatic disorders. Novo Nordiks Health Care AG. 2015-Ongoing.

Management centre: FIBHULP

Jiménez Yuste VM. Predicción del fonotipo hemorrágico en pacientes con hemofilia A grave en profilaxis mediante estudio farmacodinámico en la respuesta individual a factor VIII, que es subproyecto de individualización de la profilaxis en niños con hemofilia grave: impacto del estado procoagulante valle en la incidencia de sangrados. Real Fundación Victoria Eugenia. 2018-Ongoing.

Management centre: FIBHULP

Jiménez Yuste VM. Sinovitis post-hemartros. Estudio clínico, biológico y ecográfico. Post-hemarthrosis sinovitis markers on patients with haemophilia on prophylaxis. clinical, biological and ultrasonographic study. Glaxosmithkline S.A. 2012-Ongoing.

Management centre: FIBHULP

Jiménez Yuste VM. Tailoring prophylaxis in children with severe haemophilia: impact of the trough procoagulant state on the incidence of breakthrough bleeding. Novo Nordiks Health Care AG. 2015-Ongoing.

Management centre: FIBHULP

Jiménez Yuste VM. XIII Jornadas farmacéuticas de investigación sobre el paciente hemofílico y complicaciones asociadas. Amgen S.A. 2018-Ongoing.

Management centre: FIBHULP

Jiménez Yuste VMI. Iniciativas Confihe: profilaxis personalizada: estudios prospectivos de la influencia de los parametros farmacocineticos individuales, test globales de la coagulacion y actividad deportiva en la eficacia de la profilaxis. MK Media S.L. 2017-Ongoing.

Management centre: FIBHULP

Clinical trials

Álvarez Román MT. Estudio clínico de fase III, prospectivo, aleatorizado y multicéntrico para comparar la seguridad y la eficacia de BAX 855 tras la profilaxis guiada por FC dirigida a dos concentraciones mínimas de FVIII distintas en sujetos con hemofilia a grave. Type: Clinical Trial, phase III.

HULP code: Anexo-II 4547. Sponsored's protocol code: 261303.

Sponsored by: Baxter Innovations GMBH. Signed date: 20/03/2018

Álvarez Román MT. Estudio de fase I/II internacional, abierto y multicéntrico de la seguridad y del aumento de dosis de BAX 888, un vector de virus adenoasociado de serotipo 8 (VAA8) que expresa un factor VIII con el dominio B (B-DOMAIN DELETED FACTOR VIII, BDD-FVIII) en sujetos con hemofilia a grave administrado como infusión única por vía intravenosa. Type: Clinical Trial, phase I.

HULP code: 4930. Sponsored's protocol code: 201501.

Sponsored by: Baxalta Innovations GMHB. Signed date: 17/01/2018



3.2 Cardiovascular Area



Introduction 1

Executive summary 2

Information Groups by Area 3

3.1 Neuroscience Area

3.2 Cardiovascular Area

3.3 Infectious Diseases and Immunity Area

3.4 Large System Pathologies Area

3.5 Cancer and Human Molecular Genetics Area

3.6 Surgery, Transplant and Health Technologies Area

Associated Clinicians 4

Scientific Report

2016
2017
2018

Álvarez Román MT. Estudio epidemiológico transversal para comprender el enfoque actual del tratamiento en la atención regular de pacientes con hemofilia B en España y Portugal. Type: EPA-OD.

HULP code: PI-3254. Sponsored's protocol code: IIS-2017-12-04.

Sponsored by: CSL Behring S.A. Signed date: 26/07/2018

Álvarez Román MT. Evaluación en abierto y multicéntrica de la seguridad y la eficacia de la proteína de fusión del factor VIII FC recombinante de la coagulación (RFIIIFC; BIIB031) en la prevención y el tratamiento de episodios de sangrado en pacientes con hemofilia a grave. Type: Clinical Trial, phase III.

HULP code: Anexo-I 4214. Sponsored's protocol code: 997HA306.

Sponsored by: Biogen Idec Ltd. Signed date: 17/09/2018

Álvarez Román MT. Evaluación en abierto y multicéntrico de la seguridad y la eficacia de una proteína de fusión del factor IX recombinante de la coagulación y FC (RFIXFC; BIIB029) en la prevención y el tratamiento de episodios de sangrado en pacientes con hemofilia B grave. Type: Clinical Trial, phase III.

HULP code: Anexo-I 4143. Sponsored's protocol code: 998HB303.

Sponsored by: Biogen Idec Ltd. Signed date: 08/05/2018

Álvarez Román MT. Seguridad y eficacia de Turoctocog Alfa Pegol (N8-GP) en pacientes con hemofilia a no tratados previamente. Type: Clinical Trial, phase IIIa.

HULP code: Anexo-III 4125. Sponsored's protocol code: NN7088-3908.

Sponsored by: Novo Nordisk Pharma S.A. Signed date: 12/04/2018

Jiménez Yuste VM. Atlas-A/B: estudio de fase 3 para evaluar la eficacia y la seguridad de Fitusirán en pacientes con hemofilia A o B sin anticuerpos inhibidores de los factores VIII o IX. Type: Clinical Trial, phase III.

HULP code: Anexo-I 4919. Sponsored's protocol code: ALN-AT3SC-004.

Sponsored by: Sanofi-Aventis Recherche & Developpement. Signed date: 19/12/2018

Jiménez Yuste VM. Atlas-A/B: estudio de fase 3 para evaluar la eficacia y la seguridad de Fitusirán en pacientes con hemofilia A o B sin anticuerpos inhibidores de los factores VIII o IX. Type: Clinical Trial, phase III.

HULP code: 4919. Sponsored's protocol code: ALN-AT3SC-004.

Sponsored by: Sanofi-Aventis Recherche & Developpement. Signed date: 19/02/2018

Jiménez Yuste VM. Atlas-INH: estudio en fase 3 para evaluar la eficacia y la seguridad de Fitusirán en pacientes con hemofilia A o B y anticuerpos inhibidores de los factores VIII o IX. Type: Clinical Trial, phase III.

HULP code: Anexo-I 4918. Sponsored's protocol code: ALN-AT3SC-003.

Sponsored by: Sanofi-Aventis Recherche & Developpement. Signed date: 19/12/2018

Jiménez Yuste VM. ATLAS-INH: estudio en fase 3 para evaluar la eficacia y la seguridad de Fitusirán en pacientes con hemofilia A o B y anticuerpos inhibidores de los factores VIII o IX. Type: Clinical Trial, phase III.

HULP code: 4918. Sponsored's protocol code: ALN-AT3SC-003.

Sponsored by: Sanofi-Aventis Recherche & Developpement. Signed date: 19/02/2018

Jiménez Yuste VM. ATLAS-PPX: estudio abierto, internacional, de cambio de tratamiento para evaluar la eficacia y la seguridad de la Profilaxis con Fitusiran en pacientes con hemofilia A y B que recibían previamente Profilaxis con factores o agentes de puenteo. Type: Clinical Trial, phase III.

HULP code: 4900. Sponsored's protocol code: ALN-AT3SC-009/EFC15110.

Sponsored by: Sanofi-Aventis Recherche & Developpement. Signed date: 19/12/2018

Jiménez Yuste VM. Estudio abierto, multicéntrico y no controlado de la eficacia de RFVIIIFCrfviiiic para la inducción de tolerancia inmune (ITI) en sujetos con hemofilia a grave con inhibidores que se someten al primer tratamiento de ITI. Type: Clinical Trial, phase IV.

HULP code: Anexo-I 4899. Sponsored's protocol code: 997HA402.

Sponsored by: Bioerativ Therapeutics Inc. Signed date: 31/01/2018

Jiménez Yuste VM. Estudio no intervencionista, prospectivo, en el que se evalúan las hemorragias, las infusiones de factor VIII y los resultados percibidos por el paciente, en personas con hemofilia a grave. Type: EPA-SP.

HULP code: PI-3377. Sponsored's protocol code: 270-902.

Sponsored by: Biomarin Pharmaceutical Inc. Signed date: 24/10/2018

Jiménez Yuste VM. Explorer TM5- ensayo multicéntrico para evaluar la eficacia y seguridad de la administración de Concizumab en profilaxis en pacientes con hemofilia a grave sin inhibidores. Type: Clinical Trial, phase II.

HULP code: Anexo-I 4821. Sponsored's protocol code: NN7415-4255.

Sponsored by: Novo Nordisk A/S. Signed date: 04/06/2018

Jiménez Yuste VM. Safety and efficacy of turoctocog Alfa pegol (N8-GP) in prophylaxis and treatment of bleeds in previously N8-GP treated patients with severe haemophilia a (Pathfinder 8). Type: Clinical Trial, phase III.

HULP code: 5061. Sponsored's protocol code: NN7088-4410.

Sponsored by: Novo Nordisk A/S. Signed date: 13/06/2018

Martín Salces M. Estudio en fase III, prospectivo, abierto, internacional y multicéntrico sobre la eficacia y la seguridad de la Profilaxis con RVWF en la enfermedad grave de Von Willebrand. Type: Clinical Trial, phase III.

HULP code: Anexo-I 4884. Sponsored's protocol code: 071102.

Sponsored by: Baxalta Innovations GMGB. Signed date: 10/04/2018



3.2 Cardiovascular Area



Introduction 1

Executive summary 2

Information Groups by Area 3

3.1 Neuroscience Area

3.2 Cardiovascular Area

3.3 Infectious Diseases and Immunity Area

3.4 Large System Pathologies Area

3.5 Cancer and Human Molecular Genetics Area

3.6 Surgery, Transplant and Health Technologies Area

Associated Clinicians 4

Scientific Report

2016
2017
2018



Publications: 18 Impact Factor: 137.495 QI: 14

Vascular Physiology and Pharmacology Group

Mercedes Salices Sánchez. Catedrática. Departamento de Farmacología. Facultad de Medicina. Universidad Autónoma de Madrid

Andrea Aguado Martínez. Investigadora Postdoctoral. Universidad Autónoma de Madrid

María Jesús Alonso Gordo. Catedrática. Departamento de Ciencias Básicas de la Salud. Facultad de Ciencias de la Salud. Universidad Rey Juan Carlos

Constanza Ballesteros Martínez. Investigador Predoctoral. Universidad Autónoma de Madrid

María Teresa Barrús Ortiz. Profesora Contratada. Universidad Rey Juan Carlos

Javier Blanco Rivero. Profesor Contratado Doctor. Departamento de Fisiología. Facultad de Medicina. Universidad Autónoma de Madrid

Ana María Briones Alonso. Profesora Titular. Universidad Autónoma de Madrid

Laura Caracuel Cano. Investigadora Postdoctoral. Universidad Autónoma de Madrid

Ana Belén García Redondo. Investigadora Postdoctoral. Universidad Autónoma de Madrid

María González Amor. Investigadora Predoctoral. Universidad Autónoma de Madrid

Zoe González Carnicero. Investigadora Predoctoral. Universidad Rey Juan Carlos

Raquel Hernanz Martín. Profesora Contratada Doctor. Departamento de Ciencias Básicas de la Salud. Facultad de Ciencias de la Salud. Universidad Rey Juan Carlos

Ángela Martín Cortes. Profesora Contratada Doctor. Departamento de Ciencias de la Salud. Facultad de ciencias de la Salud. Universidad Rey Juan Carlos

Marta Martínez Casales. Profesor Visitante. Universidad Rey Juan Carlos

Marta Miguel Castro. Científica titular. Instituto de Investigación en Ciencias de la Alimentación. Consejo Superior de Investigaciones Científicas

Roberto Palacios Ramírez. Investigador Postdoctoral. Universidad Rey Juan Carlos

Raquel Rodríguez Díez. Investigadora Postdoctoral. Universidad Autónoma de Madrid

Lucía Serrano Díaz del Campo. Investigador Predoctoral. Universidad Autónoma de Madrid

Strategic Objective

Our group is a well-established research group with more than 30 years of experience in the study of the mechanisms involved in the functional, structural and mechanical alterations of the vasculature in various cardiovascular pathologies such as ageing, diabetes and, in particular, hypertension.

The group is located at the Faculty of Medicine (UAM) and maintains research collaborations with investigators at various universities in Spain and in other coun-



3.2 Cardiovascular Area



Introduction 1

Executive summary 2

Information Groups by Area 3

3.1 Neuroscience Area

3.2 Cardiovascular Area

3.3 Infectious Diseases and Immunity Area

3.4 Large System Pathologies Area

3.5 Cancer and Human Molecular Genetics Area

3.6 Surgery, Transplant and Health Technologies Area

Associated Clinicians 4

Scientific Report

2016
2017
2018

tries. Our main objective is to gain further insight into the physiological and molecular mechanisms involved in alterations of resistance and conductance arteries in cardiovascular pathologies. To conduct our research, we generally use various experimental approaches including in vivo animal models, ex vivo experiments and in vitro cellbased studies combined with physiological, pharmacological and molecular biology techniques. In addition, we have begun to translate this knowledge into human studies. In terms of the mediators involved, we have a particular interest in the role of prostanoids derived from the inducible isoform of cyclooxygenase (COX-2) and reactive oxygen species (and their interaction among each other or with other mediators such as nitric oxide) in inflammatory conditions that resemble those found in cardiovascular pathologies. This research is important given the essential role these mediators play in the control of vascular smooth muscle tone and vascular structure.

Research lines

- Inflammation and vascular function and remodelling. Changes with hypertension and other cardiovascular pathologies
- Adipose tissue and vascular alterations in cardiovascular pathologies
- Neural control of vascular tone
- Cardiovascular effects of heavy metals
- Antioxidant and antihypertensive properties of food bioactive compounds

Research Activity

Doctoral theses

Moreno Fernández S. Efecto de un hidrolizado de proteínas de clara de huevo en un modelo de obesidad inducido por dieta. Evaluación de su eficacia y seguridad en humanos [dissertation]. Madrid: Universidad Autónoma de Madrid: 2018 (23/10/2018).

Directors: Miguel Castro M, Garcés M.



Publications

- Alonso J, Canes L, García-Redondo AB, de Frutos PG, Rodríguez C, Martínez-González J. The nuclear receptor NOR-1 modulates redox homeostasis in human vascular smooth muscle cells. *J Mol Cell Cardiol.* 2018; 122:23-33. Article. IF: 5.056; Q1
- Assersen KB, Jensen PS, Briones AM, Rasmussen LM, Marcussen N, Toft A, Vanhoutte PM, Jensen BL, Hansen PBL. Periarterial fat from two human vascular beds is not a source of aldosterone to

promote vasoconstriction. *Am J Physiol-Renal.* 2018; 315(6): F1670-82. Article. IF: 3.323; Q1

- Avendaño MS, García-Redondo AB, Zalba G, González-Amor M, Aguado A, Martínez-Revelles S, Beltrán LM, Camacho M, Cachafeiro V, Alonso MJ, Salices M, Briones AM. mPGES-1 (Microsomal Prostaglandin E Synthase-1) mediates vascular dysfunction in hypertension through oxidative stress. *Hypertension.* 2018; 72(2): 492-502. Article. IF: 7.017; D1
- Balfagón G, Blanco-Rivero J, Márquez-Rodas I. Preventive therapies for chronic migraine. *New Engl J Med.* 2018; 378(8): 773-4. Letter. IF: 70.67; D1
- Bonache MA, Moreno-Fernández S, Miguel M, Sabater-Muñoz B, González-Muñoz R. Small library of triazolyl polyphenols correlating antioxidant activity and stability with number and position of hydroxyl groups. *ACS Comb Sci.* 2018; 20(12): 694-9. Article. IF: 3.2; Q2
- Cat AND, Callera GE, Friederich-Persson M, Sánchez A, Dulak-Lis MG, Tsiropoulou S, Montezano AC, He Y, Briones AM, Jaisser F, Touyz RM. Vascular dysfunction in obese diabetic db/db mice involves the interplay between aldosterone/mineralocorticoid receptor and Rho kinase signaling. *Sci Rep-Uk.* 2018; 8: 2952. Article. IF: 4.011; Q1
- de las Heras N, Klett-Mingo M, Ballesteros S, Martín-Fernández B, Escibano O, Blanco-Rivero J, Balfagón G, Hribal ML, Benito M, Lahera V, Gómez-Hernández A. Chronic exercise improves mitochondrial function and insulin sensitivity in brown adipose tissue. *Front Physiol.* 2018; 9: 1122. Article. IF: 3.201; Q2
- Garcés-Rimón M, González C, Vera G, Uranga JA, López-Fandino R, López-Miranda V, Miguel M. Pepsin egg white hydrolysate improves glucose metabolism complications related to metabolic syndrome in Zucker fatty rats. *Nutrients.* 2018; 10(4): 441. Article. IF: 4.171; Q1
- García-Redondo AB, Esteban V, Briones AM, del Campo LSD, González-Amor M, Méndez-Barbero N, Campanero MR, Redondo JM, Salices M. Regulator of calcineurin 1 modulates vascular contractility and stiffness through the upregulation of COX-2-derived prostanoids. *Pharmacol Res.* 2018; 133: 236-49. Article. IF: 5.574; D1
- Lefranc C, Friederich-Persson M, Palacios-Ramírez R, Cat AND. Mitochondrial oxidative stress in obesity: role of the mineralocorticoid receptor. *J Endocrinol.* 2018; 238(3): R143-59. Review. IF: 4.381; Q1
- Llevenes P, Balfagón G, Blanco-Rivero J. Thyroid hormones affect nitrgic innervation function in rat mesenteric artery: Role of the PI3K/AKT pathway. *Vasc Pharmacol.* 2018; 108: 36-45. Article. IF: 3.33; Q2
- Marín-Royo G, Martínez-Martínez E, Gutiérrez B, Jurado-López R, Gallardo I, Montero O, Bartolomé MV, Román JAS, Salices M, Nieto ML, Cachafeiro V. The impact of obesity in the cardiac lipidome and its consequences in the cardiac damage observed in obese rats. *Clin Investig Arterioscler.* 2018; 30(1): 10-20. Article. Not Indexed
- Martínez CS, Vera G, Ocio JAU, Pecanha FM, Vassallo DV, Miguel M, Wiggers GA. Aluminum exposure for 60 days at an equivalent human dietary level promotes peripheral dysfunction in rats. *J Inorg Biochem.* 2018; 181: 169-76. Article. IF: 3.224; Q1
- Moreno-Fernández S, Garcés-Rimón M, González C, Uranga JA, López-Miranda V, Vera G, Miguel M. Pepsin egg white hydrolysate ameliorates metabolic syndrome in high-fat/high-dextrose fed rats. *Food Funct.* 2018; 9(1): 78-86. Article. IF: 3.241; Q1



3.2 Cardiovascular Area

Introduction 1

Executive summary 2

Information Groups by Area 3

3.1 Neuroscience Area

3.2 Cardiovascular Area

3.3 Infectious Diseases and Immunity Area

3.4 Large System Pathologies Area

3.5 Cancer and Human Molecular Genetics Area

3.6 Surgery, Transplant and Health Technologies Area

Associated Clinicians 4

Scientific Report

2016
2017
2018

- Moreno-Fernández S, Garcés-Rimon M, Uranga JA, Astier J, Landrier JF, Miguel M. Expression enhancement in brown adipose tissue of genes related to thermogenesis and mitochondrial dynamics after administration of pepsin egg white hydrolysate. *Food Funct.* 2018; 9(12): 6600-8. Article. IF: 3.241; Q1
- Moreno-Fernández S, Garcés-Rimón M, Vera G, Astier J, Landrier JF, Miguel M. High fat/high glucose diet induces metabolic syndrome in an experimental rat model. *Nutrients.* 2018; 10(10): 1502. Article. IF: 4.171; Q1
- Rizzetti DA, da Silva TM, Escobar AG, Piagette J, Pecanha FM, Vassallo DV, Alonso MJ, Salaices M, Wiggers GA. Mercury-induced vascular dysfunction is mediated by angiotensin II AT-1 receptor upregulation. *Environ Res.* 2018; 162: 287-96. Article. IF: 5.026; D1
- Zhenyukh O, González-Amor M, Rodríguez-Díez RR, Esteban V, Ruiz-Ortega M, Salaices M, Mas S, Briones AM, Egidio J. Branched-chain amino acids promote endothelial dysfunction through increased reactive oxygen species generation and inflammation. *J Cell Mol Med.* 2018; 22(10): 4948-62. Article. IF: 4.658; Q1

Public projects

Alonos Gordo MJ. Modulación por NFR2 del daño vascular asociado a la patología hipertensiva. Relación con TLR4 (SAF2015-69294-R). MINECO. 2016-2019.

Management centre: URJC

Miguel Castro M. Hidrólisis de proteínas vegetales de alto valor biológico: obtención de péptidos antioxidantes y nuevas texturas culinarias para la elaboración de productos sin gluten. (AGL-2017-89213). MINECO. 2018-2021.

Management centre: CSIC

Salaices Sánchez M, Briones Alonso AM. Novel inflammatory mechanisms of vascular damage in hypertension and obesity. Role of pro-resolving lipid mediators as possible therapeutic strategy. (SAF2016-80305-P). MINECO. 2017-2020.

Management centre: UAM

Salaices Sánchez M. Ciber Enfermedades Cardiovasculares (CB16/11/00286). ISCIII. 2017-2022.

Management centre: UAM

Salaices Sánchez M. Mediadores y mecanismos moleculares de patologías aórticas y valvulares (B2017/BMD-3676). CM. 2018-2021.

Management centre: UAM

Private projects

Blanco Rivero J. Beneficio de la suplementación con agentes simbióticos en la prevención y mejora de las alteraciones de la inervación perivascular asociadas a la ingesta de una dieta rica en grasas. Italfármaco S.A. 2018-2019.

Management centre: FUAM



Ruiz Ortega M. Investigación del papel de la Interleuquina-17A en el daño cardiovascular asociado a las patologías renales. Sociedad Española de Nefrología. 2017-2018.

Management centre: Fundación Jiménez Díaz

Briones Alonso AM. Relación entre postranoides, especies reactivas de oxígeno y aldosterona del tejido adiposo y su papel en las alteraciones cardiovasculares asociadas a hipertensión y obesidad. Roche Farma S.A. 2014-Ongoing.

Management centre: FIBHULP

International projects

Miguel Castro M. Nuevas aplicaciones tecnológicas en quinua, otros pseudocereales y semillas andinas para el desarrollo de nuevos alimentos. Fundación Corporación Ecuatoriana para el Desarrollo de la Investigación y la Academia (REDCEDIA). Gobierno de Ecuador. 2017-2018.

Management centre: CSIC

Patents and trademarks

Garcés Rimón M, Miguel Castro M, López-Alonso Fandiño R, López-Miranda González V, Uranga Ocio J, inventors; CSIC, Universidad Rey Juan Carlos, assignees; Use of multifunctional bioactive products derived from the enzymatic hydrolysis of egg white proteins for treating metabolic syndrome. P201331767, PCT/ES2014/070880; 2013 December 04.

González-Muñiz R, Miguel Castro M, Pérez de Vega MJ, Balsera-Paredes B, S Moreno, inventors; CSIC, assignee. Compounds with antioxidant activity and uses thereof. P201630362; 2016 March 29. PCT/ES2017/070179, 28 de Marzo de 2017

González-Muñiz R, Pérez de Vega MJ, Miguel M, Balsera-Paredes B, Moreno S, inventors; CSIC, assignee. Triazolyl polyphenols with antioxidant activity and uses thereof; P201531450; 2015 November 08.

Miguel Castro M, Garcés Rimón M, López-Alonso Fandiño R, Sandoval Huertas M, inventors; CSIC, Mario Sandoval Huertas, assignees. Healthy food compositions having gel or foam textures and comprising hydrolyzed egg products. P201331886, PCT/ES2014/070902, EP3106042, US9648897, AR098685, JP2015130856, MX2014015135; 2013 December 20.

Miguel Castro M, López-Alonso Fandiño R, Ramos González MM, Aleixandre de Artiñano A, inventors; CSIC, assignee. Production of and antihypertensive properties of peptides derived from egg white proteins. P200501246 PCT/ES2006/070067; 2005 May 23.

Miguel Castro M, López-Alonso Fandiño R, Recio Sánchez MI, Ramos González MM, Aleixandre de Artiñano A, inventors; CSIC, assignee. Bioactive peptides derived



3.2 Cardiovascular Area



Introduction 1

Executive summary 2

Information Groups by Area 3

3.1 Neuroscience Area

3.2 Cardiovascular Area

3.3 Infectious Diseases and Immunity Area

3.4 Large System Pathologies Area

3.5 Cancer and Human Molecular Genetics Area

3.6 Surgery, Transplant and Health Technologies Area

Associated Clinicians 4

from the proteins of egg white by means of enzymatic hydrolysis. P200301829, PCT/ES2004/070059, EP1661913, US8227207, AT388166, DE602004012289, DK1661913, JP2007523045; 2003 July 31.

Pérez Girón JV, Ruiz-Castellanos MJ, de Luis Jiménez O, Pérez Boto V, Sanz González R, Hernández Vélez MC, Mas Gutiérrez JA, Alonso Gordo MJ, Salaices Sánchez M, Ros Pérez M, Coloma Jerez A, Asenjo Barahona A, Sanz Montaña JL, Puente Prieto J, Jensen J, inventors; NANOATE, S.L., assignee. Method for producing biosensors. P201031224, PCT/ES2011/070536; 2010 August 05.

Recio Sánchez MI; Quirós del Bosque A, Hernández Ledesma B, Gómez Ruiz JA, Miguel Castro M, Amigo Garrido L, López Expósito I, Ramos González MM,

Aleixandre de Artiñano A, (Contreras Gómez M), inventors; CSIC, assignee. Bioactive peptides identified in enzymatic hydrolyzates of milk caseins and method of obtaining same. P200501373, PCT/ES2006/070079, EP1905779, EP2495250, US8354502, AU2006256720, BRPI0611729, CA2611416, CN101305017, CN103254278, JP2008545774, KR20080045108, MX2007015528, NO20080103; 2005 June 08.



Scientific Report

2016
2017
2018



3.2 Cardiovascular Area



Introduction 1

Executive summary 2

Information Groups by Area 3

3.1 Neuroscience Area

3.2 Cardiovascular Area

3.3 Infectious Diseases and Immunity Area

3.4 Large System Pathologies Area

3.5 Cancer and Human Molecular Genetics Area

3.6 Surgery, Transplant and Health Technologies Area

Associated Clinicians 4

Scientific Report

2016
2017
2018



Publications: **7** Impact Factor: **19.292** Q1: **2**

Vascular Pharmacology and Metabolism Group (FARMAVSM)

Carlos Félix Sánchez Ferrer. Catedrático de Farmacología. Universidad Autónoma de Madrid

Elena Cercas Alonso. Técnico Especialista en Análisis Clínico. Universidad Autónoma de Madrid

Pilar Dongil. Investigador Postdoctoral. Universidad Autónoma de Madrid

Jorge Francisco Gómez Cerezo. Jefe de Servicio de Medicina Interna. Hospital Universitario Infanta Sofía

Concepción Peiró Vallejo. Profesora Titular de Farmacología. Universidad Autónoma de Madrid

Tania del Mar Romacho Romero. Investigador Postdoctoral. Universidad Autónoma de Madrid

Susana Vallejo Fernán. Investigador Postdoctoral. Universidad Autónoma de Madrid

Álvaro San Hipólito Luengo. Investigador Predoctoral. Universidad Autónoma de Madrid

Alejandra Romero Martínez. Investigador Postdoctoral. Universidad Autónoma de Madrid

Inés Valencia Fernández. Investigador Postdoctoral. Universidad Autónoma de Madrid

Strategic Objective

Our research deals with the challenge I of the Spanish Strategy for Science and Technology and for Innovation: "Health, demographic change and wellbeing". The main goal is to improve our understanding of vascular ageing, both in healthy and

pathological conditions, like obesity and type 2 diabetes mellitus. Vascular ageing is associated with complex vascular structural and functional changes. It represents a crucial process for the health status of elderly people and the main risk factor for the development of cardiovascular diseases. Obesity and type 2 diabetes mellitus are extremely prevalent and closely related diseases, so that the term "diabesity" has been coined. Diabesity is among the highest health and socioeconomic challenge in Western countries, especially due to cardiovascular complications. Epidemiological studies indicate that these patients have reduced life expectancy, in close relation to the development of diseases, such as hypertension and atherosclerosis. Diabesity is also considered an age-related disease, as well as a progeric entity, sharing similar cellular and molecular mechanisms than the age-induced vascular dysfunction. Understanding the pathways involved in vascular damage and premature ageing associated to diabesity should help to delay vascular complications. Furthermore, preservation of vascular function in ageing should not only reduce deaths and disabilities secondary to cardiovascular events but should attenuate other negative aspects of the ageing process that lead to loss of function and/or disability, such as motor capacity and cognitive frailty. Indeed, it seems now quite evident that robustness in advanced age cannot be achieved without preservation of vascular function.



3.2 Cardiovascular Area



Introduction 1

Executive summary 2

Information Groups by Area 3

3.1 Neuroscience Area

3.2 Cardiovascular Area

3.3 Infectious Diseases and Immunity Area

3.4 Large System Pathologies Area

3.5 Cancer and Human Molecular Genetics Area

3.6 Surgery, Transplant and Health Technologies Area

Associated Clinicians 4

Scientific Report

2016
2017
2018

Research lines

The main objective of FARMAVASM for the next 5 years is to determine how those called progeric cardiometabolic diseases, particularly obesity, diabetes mellitus and/or metabolic syndrome, can favour the vascular aging process. In particular, we will analyse the role for selected adipokines over-produced and released by the inflamed adipose tissue in the development of premature vascular ageing. We aim to characterize the cellular and molecular mechanisms of action of selected adipokines that may lead to alterations in the vascular function and/or structure, as well as their interaction with other key factors influencing cardiometabolic diseases such as high glucose. Moreover, as pharmacologists, we aspire to characterize new pharmacological targets that could be relevant to prevent or delay accelerated vascular ageing and the associated cardiovascular risk. To achieve this global objective, we have now an active grant by the Plan Nacional de I+D covering 2015 to 2017, and we expect to obtain further financial support for the period 2018 to 2020. Furthermore, we have active projects with pharmaceutical companies (Boehringer Ingelheim). Our strategy will also include our incorporation to national networks (CIBER or RETICS), and international programmes (Horizon 2020). Indeed, this is in fact one of the reasons for asking our inclusion in IdiPAZ. Additionally, we aimed to include new researchers into FARMAVASM, both at pre- and postdoctoral level (FPU-MEC, FPU-UAM, Marie Skłodowska-Curie Actions, Juan de La Cierva, Ramón y Cajal)

Research Activity

Publications

- Bielza Galindo R, Llorente Gutiérrez J, Pérez González JL, Mora Casado A, Blanco Díaz D, Escalera Alonso J, Morales Fernández A, Molano Ortiz C, García López BE, del Amo del Arco N, Barro Ordovas JP, Arias Munana E, Neira Álvarez M, Sanz Rosa D, Gómez Cerezo JF. Intravenous iron, functional recovery and delirium in patients with hip fracture. FEDEREF study. Single-centre randomised, placebo-controlled, and double-blind clinical trial. 2014-001923-53: EudraCT number. Rev Esp Geriatr Gerontol. 2018; 53(1): 38-44. Article. Not Indexed
- Bielza R, Fuentes P, Blanco Diaz D, Moreno Ricardo V, Arias E, Neira M, Birghilescu AM, Sanjurjo J, Escalera J, Sanz-Rosa D, Thuissard IJ, Gómez Cerezo JF. Assessment of clinical complications and their associated factors in hip-fracture patients in an Acute Geriatric Orthopaedic Unit. Rev Esp Geriatr Gerontol. 2018; 53(3): 121-7. Article. Not Indexed
- Bielza R, Mora A, Zambrana F, Sanjurjo J, Sanz-Rosa D, Thuissard IJ, Arias E, Neira M, Cerezo JFG. Impact of a patient blood management program within an Orthogeriatric care service. Transfus Apher Sci. 2018; 57(4): 517-23. Article. IF: 1.412; Q4

- Espinosa-Díez C, Miguel V, Vallejo S, Sánchez FJ, Sandoval E, Blanco E, Cannata P, Peiró C, Sánchez-Ferrer CF, Lamas S. Role of glutathione biosynthesis in endothelial dysfunction and fibrosis. Redox Biol. 2018; 14: 88-99. Article. IF: 7.793; D1
- Olivares-Silva F, Landaeta R, Aranguiz P, Bolívar S, Humeres C, Anfossi R, Vivar R, Boza P, Muñoz C, Pardo-Jiménez V, Peiró C, Sánchez-Ferrer CF, Díaz-Araya G. Heparan sulfate potentiates leukocyte adhesion on cardiac fibroblast by enhancing Vcam-1 and Icam-1 expression. BBA-Mol Basis Dis. 2018; 1864(3): 831-42. Article. IF: 4.328; Q1
- Plens-Galaska M, Szelag M, Collado A, Marqués P, Vallejo S, Ramos-González M, Wesoly J, Sanz MJ, Peiró C, Bluyssen HAR. Genome-wide inhibition of pro-atherogenic gene expression by Multi-STAT targeting compounds as a novel treatment strategy of CVDs. Front Immunol. 2018; 9: 2141. Article. IF: 4.716; Q2
- Riera-Mestre A, Luján JMM, Martínez RS, Cabeza MAT, de la Peña JLP, Rodrigo MCJ, Wolf DL, Sosa AO, Monserrat L, Rodríguez ML, (Gómez Cerezo JF). Computerized registry of patients with hemorrhagic hereditary telangiectasia (RiHHTa Registry) in Spain: Objectives, methods, and preliminary results. Rev Clin Esp. 2018; 218(9): 468-76. Article. IF: 1.043; Q3

Public projects

Peiró Vallejo C, Sánchez Ferrer CF. Adipoquinas: nuevas dianas farmacológicas para prevenir el envejecimiento vascular (SAF2017-84776-R). MINECO. 2018-2020.

Management centre: UAM

Sánchez Ferrer CF. Citómetro Separador Sorter. (EQC2018-005059-P). MICINN. 2108-2019.

Management centre: UAM

Private projects

Gómez Cerezo JF. Group for the study of the vascular disease in ageing (GEVA). Fundación General de la Universidad Europea de Madrid. 2016-2019.

Management centre: Fundación General de la Universidad Europea de Madrid

Peiró Vallejo C. Optimal in vitro system(s) for measuring the activity of ANG(1-7) at its receptor(s). GlaxoSmithKline Research & Development Limited. 2018-2018.

Management centre: FUAM

International projects

Sánchez Ferrer CF. Pro-inflammatory cell mechanisms in cardiovascular diseases: targets for pharmacological interference (CEAL-AL/2017-22). Banco de Santander. 2017-2018.

Management centre: UAM



3.2 Cardiovascular Area



Introduction

1

Executive summary

2

Information Groups by Area

3

3.1 Neuroscience Area

3.2 Cardiovascular Area

3.3 Infectious Diseases and Immunity Area

3.4 Large System Pathologies Area

3.5 Cancer and Human Molecular Genetics Area

3.6 Surgery, Transplant and Health Technologies Area

Associated Clinicians

4

Scientific Report

2016
2017
2018



Cardiology Research Group (HUF)

Alejandro Curcio Ruigómez. Jefe de Servicio. Hospital Universitario de Fuenlabrada

Javier Alonso Bello. Médico adjunto. Hospital Universitario de Fuenlabrada

Cármén Cristobal Varela. Médico adjunto. Hospital Universitario de Fuenlabrada

Adriana de la Rosa Riestra. Médico adjunto. Hospital Universitario de Fuenlabrada

Silvia del Castillo Arrojo. Médico adjunto. Hospital Universitario de Fuenlabrada

Nieves Estibal Ortega. Enfermera. Hospital Universitario de Fuenlabrada

Iria Andrea González García. Médico adjunto. Hospital Universitario de Fuenlabrada

Catherine Graupner Abad. Médico adjunto. Hospital Universitario de Fuenlabrada

Carlos Gutiérrez Landaluce. Médico adjunto. Hospital Universitario de Fuenlabrada

Rosa María Jiménez Hernández. Médico adjunto. Hospital Universitario de Fuenlabrada

Elena Moreno Merino. Enfermera. Hospital Universitario de Fuenlabrada

José María Serrano Antolín. Médico adjunto. Hospital Universitario de Fuenlabrada

Pedro Talavera Calle. Médico adjunto. Hospital Universitario de Fuenlabrada

Strategic Objective

Clinical research on cardiotoxicity in oncohaematological treatments, bioethical aspects of the management of defibrillators at the end of life.

Research Lines

- Cardiotoxicity by chemotherapy, prognostic value of biomarkers and echocardiographic parameters in cardiotoxicity by chemotherapy
- Management of implantable defibrillators in the terminally ill and in end-of-life care
- Prognostic value of new biomarkers in acute coronary syndrome
- Predictive value for the development of atrial fibrillation of atrial arrhythmias in cryptogenic stroke



📄 Documents: **170** 📄 IF: **1064.045**
📄 Originals: **200** 📄 IF: **837.459**
📊 DI: **42** 📊 QI: **92**

3.3 Infectious Diseases and Immunity Area

Eduardo López-Collazo

- AIDS and Infectious Diseases Group
- Molecular Microbiology Group
- Immuno-Rheumatology Group
- Innate Immune Response Group
- Diagnosis and Treatment of Diseases associated with Abnormalities of the Complement System Group
- Lymphocyte Pathophysiology in Immunodeficiencies Group
- Drug Hypersensibility and Innate Immune Response Group
- Pediatric Respiratory, Systemic and Neurological Infections & Host Immune Response Group
- Pediatric Systemic Infections; HIV, Tuberculosis, Imported and Emergent Diseases Group
- Translational Research in Pediatric Oncology, Hematopoietic Transplantation and Cell Therapy Group
- Digestive Intestinal Diseases Research Group (HUF)



3.3 Infectious Diseases and Immunity Area

Introduction

1

Executive summary

2

Information Groups by Area

3

3.1 Neuroscience Area

3.2 Cardiovascular Area

3.3 Infectious Diseases and Immunity Area

3.4 Large System Pathologies Area

3.5 Cancer and Human Molecular Genetics Area

3.6 Surgery, Transplant and Health Technologies Area

Associated Clinicians

4

Scientific Report

2016
2017
2018

Strategic Objectives	Development forecast for the coming years	Actions
Infectious Diseases and Immunity Area is composed of 11 groups focused on the study of diseases related to the immune system such as HIV, autoimmune diseases, cancer, etc., as well as the molecular mechanisms that explain the phenomena associated with these pathologies.	To identify priority research topics in our area and if necessary expand some of them.	<ul style="list-style-type: none"> Promote the priority research line identified
	To generate and develop scientific research projects that allow the production of knowledge in the biomedical area.	<ul style="list-style-type: none"> Obtain national and international scientific research projects in biomedical area.
	To generate a significant number of research products/results, such as publications in nationally and internationally indexed journals, journals that contribute to the social appropriation of knowledge.	<ul style="list-style-type: none"> Improve the annual number of publications in the first quartile and decile, and total impact factor of the area
	To socialize the research results by presenting papers at national and international events	<ul style="list-style-type: none"> Increase the presence of area researchers in national and international events
	To establish agreements and strategic alliances with other communities of knowledge that allow academic discussion and project development.	<ul style="list-style-type: none"> Search for synergies with other groups with similar and complement research lines.
	To promote the training of young researchers and undergraduate and graduate students.	<ul style="list-style-type: none"> Training in research methodology undergraduate, predoctoral and postdoctoral personal.
To develop a good system of applied research so that everything studied in the laboratory has repercussions on both our patients and our entities.	<ul style="list-style-type: none"> Promote the synergies of translational researchers and clinical researchers, and their incorporation into groups 	

IdiPAZ



3.3 Infectious Diseases and Immunity Area

Introduction 1

Executive summary 2

Information Groups by Area 3

3.1 Neuroscience Area

3.2 Cardiovascular Area

3.3 Infectious Diseases and Immunity Area

3.4 Large System Pathologies Area

3.5 Cancer and Human Molecular Genetics Area

3.6 Surgery, Transplant and Health Technologies Area

Associated Clinicians 4

Scientific Report

2016
2017
2018



Publications: 59 Impact Factor: 267.301 QI: 30

AIDS and Infectious Diseases Group

José Ramón Arribas López. Facultativo Especialista de Área en Medicina Interna (Contrato de Intensificación), Unidad de VIH. Hospital Universitario La Paz. Profesor Asociado. Universidad Autónoma de Madrid

Marta Arsuaga Vicente. Médico Adjunto en Medicina Interna . Hospital Carlos III- Hospital Universitario La Paz

José Ignacio Bernardino de la Serna. Facultativo Especialista de Área en Medicina Interna. Unidad VIH. Hospital Universitario La Paz

Clara Crespillo Andújar. Médico adjunto en medicina interna. Unidad de Medicina Tropical. Hospital Carlos III- Hospital Universitario La Paz

Fernando de la Calle Prieto. Médico adjunto en Medicina Interna. Unidad de Medicina Tropical. Hospital Carlos III - Hospital Universitario La Paz. Profesor Colaborador. Universidad Autónoma de Madrid

Rosa de Miguel Buckley. Facultativo Especialista Adjunto en Medicina Interna. Hospital Universitarios La Paz

Marta Díaz Menéndez. Médico adjunto en Medicina Interna Unidad de Medicina Tropical. Hospital Universitario La Paz

Andrés Esteban Cantos. Investigador predoctoral. Hospital Universitario La Paz

Marta Gálvez Charro. Enfermera. Unidad de VIH. Hospital Universitario La Paz

Francisco Gayá Moreno. Investigador Predoctoral (Contrato de Estabilización de Técnicos de Apoyo). Hospital Universitario La Paz

Alicia González Baeza. Investigadora Predoctoral (Contrato FPI), Hospital Universitario La Paz

Juan Julián González García. Facultativo Especialista de Área en Medicina Interna. Unidad de VIH. Hospital Universitario La Paz

Pedro Herranz Pinto. Facultativo Especialista de Área en Dermatología. Jefe de Sección. Hospital Universitario La Paz

Víctor Hontañón Antoñana. Investigador predoctoral. Hospital Universitario La Paz

María Concepción Ladrón de Guevara García. Facultativo Especialista de Área en Microbiología y Parasitología. Hospital Carlos III- Hospital Universitario La Paz

María del Mar Lago Núñez. Facultativo Especialista de Área en Medicina Interna. Unidad de Medicina Tropical. Hospital Carlos III - Hospital Universitario La Paz

Luz Martín Carbonero. Facultativo Especialista de Área en Medicina Interna

Mario Mayoral Muñoz. Enfermero. Hospital Universitario La Paz

Juan José Miguel Castro. Enfermero. Hospital Universitario La Paz

Rocío Montejano Sánchez. Investigador Postdoctoral (Contrato Juan Rodés). Hospital Universitario La Paz

María Luisa Montes Ramírez. Facultativo Especialista de Área de Medicina Interna. Unidad de VIH. Hospital Universitario La Paz

Marta Mora Rillo. Facultativo Especialista de Área de Medicina Interna. Unidad de Enfermedades Infecciosas y Microbiología Clínica. Hospital Universitario La Paz



3.3 Infectious Diseases and Immunity Area

Introduction

1

Executive summary

2

Information Groups by Area

3

3.1 Neuroscience Area

3.2 Cardiovascular Area

3.3 Infectious Diseases and Immunity Area

3.4 Large System Pathologies Area

3.5 Cancer and Human Molecular Genetics Area

3.6 Surgery, Transplant and Health Technologies Area

Associated Clinicians

4

Scientific Report

2016
2017
2018

Francisco Moreno Ramos. Farmacéutico. Hospital Universitario La Paz

José María Peña Sánchez de Rivera. Jefe de Sección de Plaza Vinculada. Catedrático. Universidad Autónoma de Madrid. Hospital Universitario La Paz

Ignacio Pérez Valero. Investigador Postdoctoral. Hospital Universitario La Paz

Juan Carlos Ramos Ramos. Facultativo Especialista de Área en Medicina Interna. Hospital Universitario La Paz

Berta Rodés Soldevila. Investigadora Senior (Contrato I3). Hospital Universitario La Paz

Javier Rodríguez Centeno. Investigador postdoctoral. Hospital Universitario La Paz

Elena Sendagorta Cudós. Facultativo Especialista de Área de Dermatología. Hospital Universitario La Paz

Lucía Serrano Morago. Investigadora predoctoral. Hospital Universitario La Paz

Natalia Carolina Stella Ascariz. Investigador predoctoral. Hospital Universitario La Paz

Elena Trigo Esteban. Médico Ajunto en Medicina Interna. Unidad de Medicina Tropical. Hospital Carlos III - Hospital Universitario La Paz

Eulalia Valencia Ortega. Facultativo Especialista de Área en Medicina Interna. Hospital Universitario La Paz

Strategic Objective

Although great progress has been made, HIV infection remains an incurable disease. Even under the best circumstances, HIV-infected patients who receive current antiretroviral therapy have a survival disadvantage compared with the general non-infected population, which is estimated to be a life expectancy of 15 years less than the general population.

HIV infection is highly prevalent in Spain. Among western European countries, Spain has the second highest prevalence. An important local characteristic of the HIV-infected population in Spain is the high prevalence of hepatitis C coinfection.

This research line covers four main topics of research in HIV infection: antiretroviral treatment, HIV-HCV coinfection, metabolic complications and HIV-resistance to antiretroviral drugs. In addition, we are planning to start another research project on infections other than HIV.

The group has started a new research line regarding the aging and HIV Infection. Tropical diseases are increasing as a consequence of global travel. These diseases continue to be relatively rare however, and therefore, often sub-optimal treated if managed by non-specialists. Furthermore, every year an increasing amount of special travelers (pregnants, comorbidities, immunosuppressed) travel abroad, adding complexity in terms of a timely and effective diagnosis and management. The Tropical and Travel Medicine Unit provide both pre and posttravel assistance in imported infectious diseases. The aim of this Unit is to provide efficient and effective specialist care with proven or suspected tropical disease and a specific preventative travel advice, together with international vaccines recommended for the trip.

Research Lines

- Antiretroviral therapy & resistance
- Metabolic complications of antiretroviral therapy
- Liver disease
- Neurocognitive impairment
- Paediatric HIV infection and MTCT
- Epigenetic and cellular factors related to HIV progression
- Optimisation of antibiotic therapy (ID no HIV)
- Tropical diseases
- Emerging and re-emerging virus

Research Activity

Books and book chapters

Arribas López JR, García Río F, López-Collazo E. El Instituto de Investigación Sanitaria del Hospital Universitario La Paz. In: Cuervas-Mons Martínez V, García García A, García Puig J, Pajares García JM, Pastor y Aldeguer V, Rodríguez Montes JA, Usandizaga Beguiristáin JA, Vargas Núñez JA, eds. Cincuenta años de la Facultad de Medicina de la UAM. Madrid: UAM, 2018. p.521-8:

Publications

- Arsuaga M, González LM, Padial ES, Dinkessa AW, Sevilla E, Trigo E, Puente S, Gray J, Montero E. Misdiagnosis of babesiosis as malaria, Equatorial Guinea, 2014. *Emerg Infect Dis.* 2018; 24(8): 1588-9. Letter. IF: 7.185; D1
- Berenguer J, Gil-Martín A, Jarrin I, Moreno A, Domínguez L, Montes M, Aldamiz-Echevarría T, Téllez MJ, Santos I, Benítez L, Sanz J, Ryan P, Gaspar G, Álvarez B, Losa JE, Torres-Perea R, Barros C, San Martín JV, Arponen S, de Guzmán MT, Monsalvo R, Vegas A, García-Benayas MT, Serrano R, Gotuzzo L, Menéndez MA, Belda LM, Malmierca E, Calvo MJ, Cruz-Martos E, González-García JJ. All-oral direct-acting antiviral therapy against hepatitis C virus (HCV) in human immunodeficiency virus/HCV-coinfected subjects in real-world practice: Madrid coinfection registry findings. *Hepatology.* 2018; 68(1): 32-47. Article. IF: 14.971; D1
- Berenguer J, Jarrin I, Pérez-Latorre L, Hontañón V, Vivancos MJ, Navarro J, Téllez MJ, Guardiola JM, Iribarren JA, Rivero-Juarez A, Marquez M, Artero A, Morano L, Santos I, Moreno J, Farinas MC, Galindo MJ, Hernando MA, Montero M, Cifuentes C, Domingo P, Sanz J, Domínguez L, Ferrero OL, de la Fuente B, Rodríguez C, Reus S, Hernández-Quero J, Gaspar G, Pérez-Martínez L, García C, Force L, Veloso S, Losa JE, Vilaro J, Bernal E, Arponen S, Orti AJ, Chocarro A, Teira R, Alonso G, Silvarino R, Vegas A, Geijo P, Bisbe J, Esteban H, González-García J. Human immunodeficiency virus/hepatitis C virus coinfection in Spain: Elimination is feasible, but the burden of residual cirrhosis will be significant. *Open Forum Infect Dis.* 2018; 5(1): ofx258. Article. IF: 3.371; Q2



3.3 Infectious Diseases and Immunity Area

Introduction

1

Executive summary

2

Information Groups by Area

3

3.1 Neuroscience Area

3.2 Cardiovascular Area

3.3 Infectious Diseases and Immunity Area

3.4 Large System Pathologies Area

3.5 Cancer and Human Molecular Genetics Area

3.6 Surgery, Transplant and Health Technologies Area

Associated Clinicians

4

Scientific Report

2016
2017
2018

- Bogoi RN, de Pablo A, Valencia E, Martín-Carbonero L, Moreno V, Vilchez-Rueda HH, Asensi V, Rodríguez R, Toledano V, Rodés B. Expression profiling of chromatin-modifying enzymes and global DNA methylation in CD4+T cells from patients with chronic HIV infection at different HIV control and progression states. *Clin Epigenetics*. 2018; 10: 20. Article. IF: 5.496; Q1
- Buckley RD, Montejano R, Stella-Ascariz N, Arribas JR. New strategies of ARV: the road to simplification. *Curr HIV/AIDS Rep*. 2018; 15(1): 11-9. Article. IF: 4.382; Q1
- Cabañas R, Calderoó O, Ramírez E, Fiandor A, Caballero T, Heredia R, Herranz P, Madero R, Quirce S, Bellon T. Sensitivity and specificity of the lymphocyte transformation test in drug reaction with eosinophilia and systemic symptoms causality assessment. *Clin Exp Allergy*. 2018; 48(3): 325-33. Article. IF: 4.471; Q2
- Caniglia EC, Phillips A, Porter K, Sabin CA, Winston A, Logan R, Gill J, Vandenhende MA, Barger D, Lodi S, Moreno S, Arribas JR, Pacheco A, Cardoso SW, Chrysos G, Gogos C, Abgrall S, Costagliola D, Meyer L, Seng R, van Sighem A, Reiss P, Muga R, Hoyos SP, Braun D, Hauser C, Barrufet P, Leyes M, Tate J, Justice A, Hernan MA. Commonly prescribed antiretroviral therapy regimens and incidence of AIDS-defining neurological conditions. *JAIDS-J Acq Imm Def*. 2018; 77(1): 102-9. Article. IF: 3.863; Q1
- Crespillo-Andújar C, Chamorro-Tojeiro S, Norman F, Monge-Maillo B, López-Vélez R, Pérez-Molina JA. Toxicity of nifurtimox as second-line treatment after benznidazole intolerance in patients with chronic Chagas disease: when available options fail. *Clin Microbiol Infect*. 2018; 24(12): 1344.e1-e4. Article. IF: 6.425; D1
- Crespillo-Andújar C, Díaz-Menéndez M, Mora-Rillo M. Evidence for previously unidentified sexual transmission of protozoan parasites. *Emerg Infect Dis*. 2018; 24(3): 602-3. Editorial Material. IF: 7.185; D1
- Crespillo-Andújar C, Venanzi-Rullo E, López-Vélez R, Monge-Maillo B, Norman F, López-Polin A, Pérez-Molina JA. Safety profile of benznidazole in the treatment of chronic chagas disease: Experience of a referral centre and systematic literature review with meta-analysis. *Drug Safety*. 2018; 41(11): 1035-48. Review. IF: 3.526; Q1
- Crespillo-Andújar C, Calbacho Robles M, Norman FF, Pérez-Molina JA. Severe immune thrombocytopenia in a patient taking benznidazole for chronic Chagas disease. *BMJ Case Rep*. 2018; 2018(BCR): 2017-223788. Article. Not Indexed
- de la Calle-Prieto F, Gómez MPR, Beltrán LC, Gorraiz FJB. Painless nodule on the hand. *Enferm Infecc Microbiol Clin*. 2018; 36(4): 249-50. Editorial Material. IF: 1.685; Q4
- de la Calle-Prieto F, Martín-Quirós A, Trigo E, Mora-Rillo M, Arsuaga M, Díaz-Menéndez M, Arribas JR. Therapeutic management of Crimean-Congo haemorrhagic fever. *Enferm Infecc Microbiol Clin*. 2018; 36(8): 517-22. Review. IF: 1.685; Q4
- de Miguel R, Montejano R, Stella-Ascariz N, Arribas JR. A safety evaluation of raltegravir for the treatment of HIV. *Expert Opin Drug Saf*. 2018; 17(2): 217-23. Article. IF: 3.22; Q2
- Díaz-Menéndez M, Alguacil-Guillén M, Bloise I, García-Pallares M, Mingorance J. A case of otitis externa caused by non-O1/non-O139 *Vibrio cholerae* after exposure at a Mediterranean bathing site. *Rev Esp Quim*. 2018; 31(3): 295-7. Letter. IF: 0.76; Q4
- Díaz-Menéndez M, de la Calle-Prieto F, Montero D, Antolín E, Vázquez A, Arsuaga M, Trigo E, García-Bujalance S, de la Calle M, Seco PS, de Ory F, Arribas JR. Initial experience with imported Zika virus infection in Spain. *Enferm Infecc Microbiol Clin*. 2018; 36(1): 4-8. Article. IF: 1.685; Q4
- Díaz-Menéndez M, Suárez MD, Trigo E, de la Calle-Prieto F, Arsuaga M. Cutaneous schistosomiasis: an uncommon location of a common disease. *Trop Doct*. 2018; 48(1): 49-50. Article. IF: 0.591; Q4
- Espy N, Pérez-Sautu U, de Arellano ER, Negredo A, Wiley MR, Bavari S, Menéndez MD, Sánchez-Seco MP, Palacios G. Ribavirin had demonstrable effects on the Crimean-Congo Hemorrhagic Fever Virus (CCHFV) population and load in a patient with CCHF Infection. *J Infect Dis*. 2018; 217(12): 1952-6. Article. IF: 5.045; Q1
- García-Broncano P, Medrano LM, Berenguer J, González-García J, Jiménez-Sousa MA, Carrero A, Hontañón V, Guardiola JM, Crespo M, Quereda C, Sanz J, García-Gómez AB, Jimenez JL, Resino S. Dysregulation of the immune system in HIV/HCV-coinfected patients according to liver stiffness status. *Cells*. 2018; 7(11): 196. Article. IF: 5.656; Q1
- González-Baeza A, Dolengevich-Segal H, Pérez-Valero I, Cabello A, Téllez MJ, Sanz J, Pérez-Latorre L, Bernardino JI, Troya J, de la Fuente S, Bisbal O, Santos I, Arponen S, Hontañón V, Casado JL, Ryan P. Sexualized drug use (Chemsex) is associated with high-risk sexual behaviors and sexually transmitted infections in HIV-positive men who have sex with men: Data from the U-SEX GESIDA 9416 Study. *AIDS Patient Care St*. 2018; 32(3): 112-8. Article. IF: 3.742; Q2
- González-Fernández M, Villamañán E, Jiménez-Nacher I, Moreno F, Plasencia C, Gayá F, Herroero A, Balsa A. Cost evolution of biological agents for the treatment of spondyloarthritis in a tertiary hospital: influential factors in price. *Int J Clin Pharm-Net*. 2018; 40(6): 1528-38. Article. IF: 1.692; Q4
- Gutiérrez-Rivas M, Jiménez-Sousa MA, Rallón N, Jiménez JL, Restrepo C, León A, Montero-Alonso M, González-García J, Muñoz-Fernández MA, Benito JM, Resino S. High plasma levels of sTNF-R1 and CCL11 are related to CD4+T-cells fall in human immunodeficiency virus elite controllers with a sustained virologic control. *Front Immunol*. 2018; 9: 1399. Article. IF: 4.716; Q2
- Hakim JG, Thompson J, Kityo C, Hoppe A, Kambugu A, van Oosterhout JJ, Lugemwa A, Siika A, Mwebaze R, Mweemba A, Abongomera G, Thomason MJ, Easterbrook P, Mugenyi P, Walker AS, Paton NI, (Arribas JR). Lopinavir plus nucleoside reverse-transcriptase inhibitors, lopinavir plus raltegravir, or lopinavir monotherapy for second-line treatment of HIV (EARNEST): 144-week follow-up results from a randomised controlled trial. *Lancet Infect Dis*. 2018; 18(1): 47-57. Article. IF: 27.516; D1
- Hernández-Breijo B, Jurado T, Rodríguez-Martín E, Martínez-Feito A, Plasencia-Rodríguez C, Balsa A, Alonso-Pacheco ML, Villar LM, Herranz-Pinto P, Pascual-Salcedo D. Differential blood cellular profile in patients with moderate-to-severe psoriasis treated with classical systemic therapies: a step forward in personalized medicine. *Brit J Dermatol*. 2018; 179(3): 765-66. Letter. IF: 6.714; D1
- Kerrigan D, Mantsios A, Gorgolas M, Montes ML, Pulido F, Brinson C, deVente J, Richmond GJ, Beckmam SW, Hammond P, Margolis D, Murray M. Experiences with long acting injectable ART: A qualitative study among PLHIV participating in a Phase II study of cabotegravir plus rilpivirine (LATTE-2) in the United States and Spain. *Plos One*. 2018; 13(1): e0190487. Article. IF: 2.776; Q2
- Letendre S, Bharti A, Pérez-Valero I, Hanson B, Franklin D, Woods SP, Gianella S, de Oliveira MF, Heaton RK, Grant I, Landay AL, Lurain N. Higher anti-cytomegalovirus immunoglobulin G



3.3 Infectious Diseases and Immunity Area

Introduction 1

Executive summary 2

Information Groups by Area 3

3.1 Neuroscience Area

3.2 Cardiovascular Area

3.3 Infectious Diseases and Immunity Area

3.4 Large System Pathologies Area

3.5 Cancer and Human Molecular Genetics Area

3.6 Surgery, Transplant and Health Technologies Area

Associated Clinicians 4

Scientific Report

2016
2017
2018

concentrations are associated with worse neurocognitive performance during suppressive antiretroviral therapy. *Clin Infect Dis*. 2018; 67(5): 770-7. Article. IF: 9.055; D1

- Libre JM, de Lazzari E, Molina JM, Gallien S, González-García J, Imaz A, Podzamczar D, Clotet B, Domingo P, Gatell JM. Cost-effectiveness of initial antiretroviral treatment administered as single vs. multiple tablet regimens with the same or different components. *Enferm Infec Micr Cl*. 2018; 36(1): 16-20. Article. IF: 1.685; Q4
- Luczkowiak J, Lasala F, Mora-Rillo M, Arribas JR, Delgado R. Broad neutralizing activity against ebolaviruses lacking the mucin-like domain in convalescent plasma specimens from patients with ebola virus disease. *J Infect Dis*. 2018; 218: S574-81. Article. IF: 5.045; Q1
- Martínez-Pérez A, Díez SR, Belhassen-García M, Torrus-Tendero D, Pérez-Arellano JL, Cabezas T, Soler C, Díaz-Menéndez M, Navarro M, Trevino B, Salvador F. Management of severe strongyloidiasis attended at reference centers in Spain. *Plos Neglect Trop D*. 2018; 12(2): e0006272. Article. IF: 4.487; Q1
- Masia M, Padilla S, García JA, Bernardino JI, Campins AA, Asensi V, Gutiérrez F. Decreasing rates of acute myocardial infarction in people living with HIV: a nationwide cohort study in Spain, 2004-2015. *HIV Med*. 2018; 19(7): 491-6. Article. IF: 3.734; Q2
- Medrano LM, García-Broncano P, Berenguer J, González-García J, Jiménez-Sousa MA, Guardiola JM, Crespo M, Quereda C, Sanz J, Canorea I, Carrero A, Hontañón V, Muñoz-Fernández MA, Resino S. Elevated liver stiffness is linked to increased biomarkers of inflammation and immune activation in HIV/hepatitis C virus-coinfected patients. *AIDS*. 2018; 32(9): 1095-105. Article. IF: 4.499; Q1
- Molina JM, Squires K, Sax PE, Cahn P, Lombaard J, Dejesús E, Lai MT, Xu X, Rodgers A, Lupinacci L, Kumar S, Sklar P, Nguyen BY, Hanna GJ, Hwang C, (Arribas JR). Doravirine versus ritonavir-boosted darunavir in antiretroviral-naive adults with HIV-1 (DRIVE-FORWARD): 48-week results of a randomised, double-blind, phase 3, non-inferiority trial. *Lancet HIV*. 2018; 5(5): E211-20. Article. IF: 14.753; Q1
- Montejano R, Stella-Ascariz N, Monge S, Bernardino JI, Pérez-Valero I, Montes ML, Valencia E, Martín-Carbonero L, Moreno V, González-García J, Rodríguez-Centeno J, Rodés B, Cantos AE, Alejos B, de Miguel R, Arnalich F, Perona R, Arribas JR. Impact of nucleos(t)ide reverse transcriptase inhibitors on blood telomere length changes in a prospective cohort of aviremic HIV-infected adults. *J Infect Dis*. 2018; 218(10): 1531-40. Article. IF: 5.045; Q1
- Mora-Rillo M, Díaz-Menéndez M, Crespillo-Andújar C, Arribas JR. Autochthonous Crimean-Congo haemorrhagic fever in Spain: So much to learn. *Enferm Infec Micr Cl*. 2018; 36(3): 202. Letter. IF: 1.685; Q4
- Moreno-Arrones OM, Carrillo-Gijón R, Sendagorta E, Ríos-Buceta L. Acute generalized exanthematous pustulosis simulating Stevens-Johnson syndrome/toxic epidermal necrolysis associated with the use of vismodegib. *JAAD Case Rep*. 2018; 4(2): 123-5. Article. Not Indexed
- Núñez JAP, González-García J, Berenguer J, Gallego MJV, Loyarte JAI, Metola L, Bernal E, Navarro G, Del Amo J, Jarrin I. Impact of co-infection by hepatitis C virus on immunological and virological response to antiretroviral therapy in HIV-positive patients. *Medicine*. 2018; 97(38): e12238. Article. IF: 1.87; Q2
- Oliveira A, Domínguez L, Troya J, Arias A, Pulido F, Ryan P, Benítez LM, González-García J, Montes

ML. Persistently altered liver test results in hepatitis C patients after sustained virological response with direct-acting antivirals. *J Viral Hepatitis*. 2018 ;25(7): 818-24. Article. IF: 4.016; Q1

- Orkin C, Molina JM, Negro E, Arribas JR, Gathe J, Eron JJ, Van Landuyt E, Lathouwers E, Hufkens V, Petrovic R, Vanveggel S, Opsomer M. Efficacy and safety of switching from boosted protease inhibitors plus emtricitabine and tenofovir disoproxil fumarate regimens to single-tablet darunavir, cobicistat, emtricitabine, and tenofovir alafenamide at 48 weeks in adults with virologically suppressed HIV-1 (EMERALD): a phase 3, randomised, non-inferiority trial. *Lancet HIV* 2018; 5(1): E23-34. Article. IF: 14.753; D1
- Pareja JFP. Comments on the treatment of resistant tuberculosis. *Arch Bronconeumol*. 2018; 54(5): 297. Letter. IF: 4.214; Q1
- Pascual-Pareja JF, Carrillo-Gómez R, Hontañón-Antonana V, Martínez-Prieto M. Treatment of pulmonary and extrapulmonary tuberculosis. *Enferm Infec Micr Cl*. 2018; 36(8): 507-16. Article. IF: 1.685; Q4
- Pasquau J, Hidalgo-Tenorio C, Montes ML, Romero-Palacios A, Vergas J, Sanjoaquin I, Hernández-Quero J, Aguirrebengoa K, Orihuela F, Imaz A, Ríos-Villegas MJ, Flores J, Farinas MC, Vázquez P, Galindo MJ, García-Merced I, Lozano F, de los Santos I, de Jesús SE, García-Vallecillos C. High quality of life, treatment tolerability, safety and efficacy in HIV patients switching from triple therapy to lopinavir/ritonavir monotherapy: A randomized clinical trial. *Plos One*. 2018; 13(4): e0195068. Article. IF: 2.776; Q2
- Pérez-Blanco V, Redondo-Bravo L, Ruiz-Carrascoso G, Paño-Pardo JR, Gómez-Gil R, Robustillo-Rodela A, García-Rodríguez J, Mingorance J, Herruzo R. Epidemiology and control measures of an OXA-48-producing enterobacteriaceae hospital-wide oligoclonal outbreak. *Epidemiol Infect*. 2018; 146(5): 656-62. Article. IF: 2.047; Q2
- Pérez-Molina JA, Pulido F, Di Giambenedetto S, Ribera E, Moreno S, Zamora J, Coscia C, Alejos B, Pitch J, Gatell JM, De Luca A, Arribas JR. Individual patient data meta-analysis of randomized controlled trials of dual therapy with a boosted PI plus lamivudine for maintenance of virological suppression: GeSIDA study 9717. *J Antimicrob Chemoth*. 2018; 73(11): 2927-35. Review. IF: 5.113; D1
- Pérez-Valero I, Pasquau J, Rubio R, Rivero A, Santos J, Sanz J, Marino A, Crespo M, Hernández-Quero J, Iribarren JA, Gutiérrez F, Terrón A, Esteban H, Pérez-Molina JA. Neurocognitive safety after 96 weeks on dual therapy with atazanavir/ritonavir plus lamivudine: results of the neurocognitive substudy of the SALT randomized clinical trial. *J Antimicrob Chemoth*. 2018; 73(9): 2444-51. Article. IF: 5.113; D1
- Pericas JM, Moreno A, Almela M, García-de-la-Maria C, Marco F, Muñoz P, Pena C, de Alarcón A, del Río A, Eworo A, Cruceta A, Pare JC, Mestres CA, Miro JM, (Paño Pardo JR). Efficacy and safety of fosfomicin plus imipenem versus vancomycin for complicated bacteraemia and endocarditis due to methicillin-resistant *Staphylococcus aureus*: a randomized clinical trial. *Clin Microbiol Infect*. 2018; 24(6): 673-6. Letter. IF: 6.425; D1
- Pett SL, Amin J, Horban A, Andrade-Villanueva J, Losso M, Porteiro N, Madero JS, Belloso W, Tu E, Silk D, Kelleher A, Harrigan R, Clark A, Sugiura W, Wolff M, Gill J, Gatell J, Clarke A, Ruxrungtham K, Prazuck T, Kaiser R, Woolley I, Arnaiz JA, Cooper D, Rockstroh JK, Mallon P, Emery S, (Arribas JR). Week 96 results of the randomized, multicentre Maraviroc Switch (MARCH) study. *HIV Med*. 2018; 19(1): 65-71. Article. IF: 3.734; Q2



3.3 Infectious Diseases and Immunity Area



Introduction 1

Executive summary 2

Information Groups by Area 3

3.1 Neuroscience Area

3.2 Cardiovascular Area

3.3 Infectious Diseases and Immunity Area

3.4 Large System Pathologies Area

3.5 Cancer and Human Molecular Genetics Area

3.6 Surgery, Transplant and Health Technologies Area

Associated Clinicians 4

Scientific Report

2016
2017
2018

- Psomas C, Kinloch S, Sabin C, Soriano V, Solas C, Orkin C, Bernardino J, Curran A, Routy JP, Enel P, Philibert P, Lefeuvre A. Highlights from the 20th International Symposium on HIV and Emerging Infectious Diseases (ISHEID) 16-18 May 2018, Marseille, France: from HIV and comorbidities to global health. *J Virus Erad.* 2018; 4(3): 196-207. Editorial Material. Not Indexed
- Rivero A, Pérez-Molina JA, Blasco AJ, Arribas JR, Asensi V, Crespo M, Domingo P, Iribarren JA, Lázaro P, López-Aldeguer J, Lozano F, Martínez E, Moreno S, Palacios R, Pineda A, Pulido F, Rubio R, Santos J, de la Torre J, Tuset M, Gatell JM. Costs and cost-efficacy analysis of the 2017 GESIDA/ Spanish National AIDS Plan recommended guidelines for initial antiretroviral therapy in HIV-infected adults. *Enferm Infecc Microbiol Clin.* 2018; 36(5): 268-76. Article. IF: 1.685; Q4
- Rivero A, Polo R, Aldeguer JL, Lozano F, Antela A, Arribas JR, Asensi V, Berenguer J, Blanco JR, Casado JL, Clotet B, Crespo M, Domingo P, Dueñas C, Gatell JM, Gómez-Sirvent JL, González-García J, Iribarren JA, de Quirós JCLB, Cortés LFL, Losa JE, Mallol J, Marino A, Martínez E, Miro JM, Moreno S, Palacios R, Pasquau J, Pineda JA, Podzamczar D, Portilla J, Poveda E, Pulido F, Rubio R, Santos J, Moreno JS, Sanz JS, Téllez MJ, de la Torre J, Tuset M, Molina JAP. Executive summary of the GESIDA/National AIDS Plan Consensus Document on Antiretroviral Therapy in Adults Infected by the Human Immunodeficiency Virus (Updated January 2017). *Enferm Infecc Microbiol Clin.* 2018; 36(7): 435-45. Article. IF: 1.685; Q4
- Rojo-Marcos G, Rubio-Muñoz JM, Angheben A, Jaureguiberry S, García-Bujalance S, Tomasoni LR, Rodríguez-Valero N, Ruiz-Giardín JM, Salas-Coronas J, Cuadros-González J, García-Rodríguez M, Molina-Romero I, López-Velez R, Gobbi F, Calderón-Moreno M, Martín-Echevarría E, Elia-López M, Llovo-Taboada J. Prospective comparative multi-centre study on imported *Plasmodium ovale wallikeri* and *Plasmodium ovale curtisi* infections. *Malaria J.* 2018; 17: 399. Article. IF: 2.798; Q1
- Russo A, Falcone M, Gutiérrez-Gutiérrez B, Calbo E, Almirante B, Viale PL, Oliver A, Ruiz-Garbajosa R, Gasch O, Gozalo M, Pitout J, Akova M, Peña C, Cisneros JM, Hernández-Torres A, Farcomeni A, Prim N, Origen J, Bou G, Tacconelli E, Tumbarello M, Hamprecht A, Karaiskos I, de la Calle C, Pérez F, Schwaber MJ, Bermejo J, Lowman W, Hsueh RR, Mora-Rillo M, Rodríguez-Gómez J, Souli M, Bonomo RA, Paterson DL, Carmeli Y, Pascual A, Rodríguez-Bano J, Venditti M. Predictors of outcome in patients with severe sepsis or septic shock due to extended-spectrum beta-lactamase-producing Enterobacteriaceae. *Int J Antimicrob Ag.* 2018; 52(5): 577-85. Article. IF: 4.615; Q1
- Ryom L, Boesecke C, Bracchi M, Ambrosioni J, Pozniak A, Arribas J, Behrens G, Mallon PGM, Puoti M, Rauch A, Miro JM, Kirk O, Marzolini C, Lundgren JD, Battegay M. Highlights of the 2017 European AIDS Clinical Society (EACS) Guidelines for the treatment of adult HIV-positive persons version 9.0. *HIV Med.* 2018; 19(5): 309-15. Article. IF: 3.734; Q2
- Salzer HJF, Stoney RJ, Angelo KM, Rolling T, Grobusch MP, Libman M, López-Velez R, Duvignaud A, Asgeirsson H, Crespillo-Andújar C, Schwartz E, Gautret P, Bottieau E, Jordan S, Lange C, Hamer DH. Epidemiological aspects of travel-related systemic endemic mycoses: a GeoSentinel analysis, 1997-2017. *J Travel Med.* 2018; 25: tay055. Article. IF: 4.155; Q1
- Spec A, Connolly P, Montejano R, Wheat LJ. In vitro activity of isavuconazole against fluconazole-resistant isolates of *Histoplasma capsulatum*. *Med Mycol.* 2018; 56(7): 834-7. Article. IF: 2.851; D1
- Stella-Ascariz N, Montejano R, Rodríguez-Centeno J, Alejos B, Schwimmer C, Bernardino JI, Rodés B, Allavena C, Hoffmann C, Gisslen M, de Miguel R, Esteban-Cantos A, Wallet C, Raffi F, Arribas JR. Blood telomere length changes after ritonavir-boosted darunavir combined with

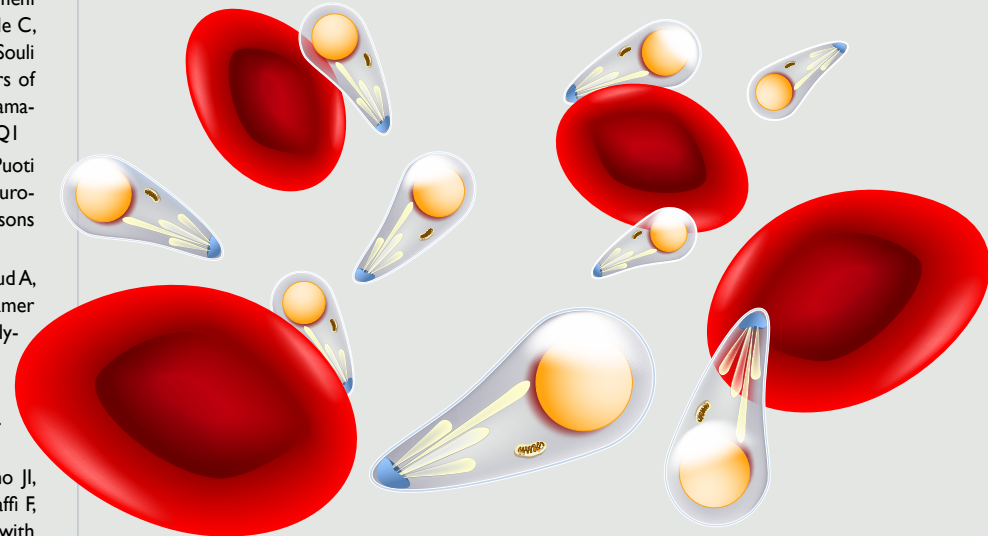
raltegravir or tenofovir-emtricitabine in antiretroviral-Naive adults infected with HIV-1. *J Infect Dis.* 2018; 218(10): 1523-30. Article. IF: 5.045; Q1

- Tarazona B, Díaz-Menéndez M, Chain GM. International travelers receiving pharmacological immunosuppression: Challenges and opportunities. *Med Clin-Barcelona.* 2018; 150(6): 233-9. Review. IF: 1.277; Q3
- Troya J, Montejano R, Ryan P, Gómez C, Matarranz M, Cabello A, Vera F, Sepulveda MA, Santos I, Samperiz G, Bachiller P, Boix V, Barrufet P, Cervero M, Sanz J, Solís J, Yllescas M, Valencia E. Raltegravir plus abacavir/lamivudine in virologically suppressed HIV-1-infected patients: 48-week results of the KIRAL study. *Plos One.* 2018; 13(6): e0198768. Article. IF: 2.776; Q2
- Valencia ME, Martín-Carbonero L, Moreno V, Bernardino JI, Montes ML, Montejano R. Abacavir/lamivudine plus unboosted atazanavir in routine clinical practice: Twelve years experience. *Enferm Infecc Microbiol Clin.* 2018; 36(1): 29-33. Article. IF: 1.685; Q4
- Zozaya N, Martínez-Galdeano L, Alcalá B, Armario-Hita J, Carmona C, Carrascosa J, Herranz P, Lamas M, Trapero-Bertrán M, Hidalgo-Vega A. Determining the value of two biologic drugs for chronic inflammatory skin diseases: Results of a multi-criteria decision analysis. *Biodrugs.* 2018; 32(3): 281-91. Article. IF: 4.903; D1

Public projects

Arribas López JR. Identificación y caracterización de anticuerpos monoclonales frente al virus Ébola para aplicaciones diagnósticas y terapéuticas (DTS15/00143). ISCIII. 2016-2018.

Management centre: FIBHULP





3.3 Infectious Diseases and Immunity Area



Introduction 1

Executive summary 2

Information Groups by Area 3

3.1 Neuroscience Area

3.2 Cardiovascular Area

3.3 Infectious Diseases and Immunity Area

3.4 Large System Pathologies Area

3.5 Cancer and Human Molecular Genetics Area

3.6 Surgery, Transplant and Health Technologies Area

Associated Clinicians 4

Scientific Report

2016
2017
2018

Arribas López JR. Impulso a la participación en H2020 de IdiPAZ (ECT-2017-0347). CM. 2017-2018.

Management centre: FIBHULP

Arribas López JR. Contrato de intensificación (INT16/00136). ISCIII. 2017-2018.

Management centre: FIBHULP

Arribas López JR. Envejecimiento prematura de pacientes VIH+: evaluación in vivo e in vitro del impacto del tratamiento con análogos nucleósidos en la longitud de los telómeros (PI13/01467). ISCIII. 2014-2018.

Management centre: FIBHULP

Arribas López JR. Tratamiento antiretroviral guiado por genotipo proviral: ensayo clínico piloto de prueba de concepto (TAR-PRO) (PI16/00837). ISCIII. 2017-2019.

Management centre: FIBHULP

de Miguel Bockley R. Contrato Río Hortega (CM17/00064). ISCIII. 2018-2019.

Management centre: FIBHULP

Díaz Menéndez M. Red de Investigación Cooperativa en Enfermedades Tropicales (RICET) (RD16/0027/0002). ISCIII. 2017-2021.

Management centre: FIBHULP

Gayá Moreno F. Contrato de estabilización (ECA07/013). CM. 2008-2019.

Management centre: FIBHULP

González García J. Efectos de la erradicación del VHC en pacientes con cirrosis avanzada por VHC. Una aproximación transnacional (PI14/01581). ISCIII. 2015-2019.

Management centre: FIBHULP

González García J. Morbilidad y mortalidad a largo plazo tras la erradicación del VHC en pacientes coinfectados por VIH/VHC con fibrosis hepática avanzada/cirrosis (PI17/00903). ISCIII. 2018-2020.

Management centre: FIBHULP

González García J. Red Española de Investigación en SIDA (RIS) (RD16/0025/0018). ISCIII. 2017-2021.

Management centre: FIBHULP

Montes Ramírez ML. Estudio de la enfermedad hepática no vírica en pacientes con infección por VIH. Impacto de la esteatohepatitis no alcohólica y su relación con la microbiótica y el microbioma intestinal local (PI17/01218). ISCIII. 2017-2020.

Management centre: FIBHULP

Pérez Valero I. Seguridad neurocognitiva de terapias antiretrovirales no convencionales con inhibidores de proteasa (IPS) (PI14/01876). ISCIII. 2015-2019.

Management centre: FIBHULP

Rodes Soldevila B. Contrato de estabilización (CES11/021). CM. 2012-2019.

Management centre: FIBHULP

Stella Ascariz N. Contrato predoctoral (FI14/00391). ISCIII. 2015-2018.

Management centre: FIBHULP

Private projects

Arribas López JR. XI Jornadas de actualización en enfermedades infecciosas: de la investigación a la práctica clínica. Jansen Cilag España S.A. 2016-Ongoing.

Management centre: FIBHULP

Arribas López JR. Aplicación de la secuenciación de genomas individuales (SGI) al estudio de la resistencia a antirretrovirales en poblaciones minoritarias celulares y plasmáticas en pacientes infectados por VIH. Fundación para la Innovación y la Prospectiva en Salud en España (FIPSE). 2009-Ongoing.

Management centre: FIBHULP

Arribas López JR. Curso de actualización de la investigación en simplificación con inhibidores de proteasa. Janssen Cilag S.A Colombia. 2014-Ongoing.

Management centre: FIBHULP

Arribas López JR. Curso de actualización en investigación en VIH: aprendizajes pasados y nuevos conceptos. Janssen Cilag S.A Colombia. 2014-Ongoing.

Management centre: FIBHULP

Arribas López JR. Curso de avances en la investigación en el tratamiento con inhibidores de proteasa. Janssen Cilag S.A Colombia. 2015-Ongoing.

Management centre: FIBHULP

Arribas López JR. Estudio de longitud telomérica en pacientes infectados por el VIH expuestos a dos estrategias de tratamiento antirretroviral diferente (telomere length substudy). The European Treatment Network For HIV, Hepatitis and Global Infectious Diseases. 2016-Ongoing.

Management centre: FIBHULP

Arribas López JR. II curso de enfermedades por virus emergentes: preparándonos para la siguiente crisis de la investigación a la clínica. Stakeholders. 2017-Ongoing.

Management centre: FIBHULP

Arribas López JR. II Curso de enfermedades por virus emergentes: preparándonos para la siguiente crisis, de la investigación a la clínica. Janssen-Cilag España S.A. 2017-Ongoing.

Management centre: FIBHULP

Arribas López JR. Preparación y asesoramiento para el desarrollo del curso de investigación sobre VIH y deterioro neurocognitivo, a través del grupo "SIDA y Enfermedades Infecciosas". Bristol Myers Squibb S.A.U. 2012-Ongoing.

Management centre: FIBHULP



3.3 Infectious Diseases and Immunity Area



Introduction 1

Executive summary 2

Information Groups by Area 3

3.1 Neuroscience Area

3.2 Cardiovascular Area

3.3 Infectious Diseases and Immunity Area

3.4 Large System Pathologies Area

3.5 Cancer and Human Molecular Genetics Area

3.6 Surgery, Transplant and Health Technologies Area

Associated Clinicians 4

Scientific Report

2016
2017
2018

Arribas López JR. Programa de actualización en investigación sobre el envejecimiento en pacientes infectados por el VIH. Gilead Sciences S.L. 2017-Ongoing.

Management centre: FIBHULP

Arribas López JR. Registro descriptivo longitudinal retrospectivo de los pacientes naïve incluidos en la cohorte de pacientes con infección por VIH del Hospital La Paz de Madrid (Cohorte VIH- La Paz). Janssen-Cilag España S.A. 2010-Ongoing.

Management centre: FIBHULP

Arribas López JR. VIII Jornadas de actualización científica en enfermedades infecciosas. 27 y 28 de septiembre de 2012. Novartis Farmaceutica S.A. 2012-Ongoing.

Management centre: FIBHULP

Arribas López JR. XI Jornadas de actualización en enfermedades infecciosas: de la investigación a la práctica clínica. Gilead Sciences S.L. 2015-Ongoing.

Management centre: FIBHULP

Arsuaga Vicente M. I jornada científica en medicina tropical y del viajero: de la investigación a la clínica. Viso Farmaceutica S.L.U. 2018-Ongoing.

Management centre: FIBHULP

Bernardino de la Serna JI. Biological age and cardiovascular ischemic events or diabetes in HIV-infected patients. Gilead Sciences S.L. 2017-Ongoing.

Management centre: FIBHULP

Bernardino de la Serna JI. Cohorte observacional internacional coordinada por la cohorte suiza de VIH (SHCS) sobre la contribución de las variables genéticas asociadas a la aparición de la enfermedad coronaria en pacientes infectados por el virus de la inmunodeficiencia humana (VIH). Kantonsspital Bruderholz. 2011-Ongoing.

Management centre: FIBHULP

Bernardino de la Serna JI. Programa de actualización sobre investigación en pacientes infectados por el VIH ¿qué hay de nuevo? nuevos pacientes, nuevos retos, nuevos investigadores. Gilead Sciences S.L. 2018-Ongoing.

Management centre: FIBHULP

de la Calle Prieto F. Curso de consejo integral al viajero: de la investigación a la práctica clínica. Stakeholders. 2016-Ongoing.

Management centre: FIBHULP

Díaz Menéndez M. Evaluación de la patología adquirida por viajeros de riesgo durante un viaje internacional: estudio prospectivo en un centro de referencia. International Society of Travel Medicine (ISTM). 2017-Ongoing.

Management centre: FIBHULP

Gonzalez García JJ. Características clínicas y epidemiológicas de la coinfección VHC-VIH en la población española en 2008. Fundación para la Innovación y la Prospectiva en Salud En España (FIPSE). 2008-Ongoing.

Management centre: FIBHULP

Gonzalez García JJ. Erradicación del virus de la hepatitis C en pacientes infectados por el VIH: efectos a largo plazo sobre la morbilidad y mortalidad no relacionada con la hepatopatía, sobre la activación inmune y sobre marcadores metabólicos, de inflamación y de baño endotelial. Fundación para la Innovación y la Prospectiva en Salud En España (FIPSE). 2011-Ongoing.

Management centre: FIBHULP

Gonzalez García JJ. Estudio de cohorte de pacientes con infección por VIH del Hospital La Paz de Madrid (Cohorte VIH-La Paz). Gilead Sciences S.L. 2008-Ongoing.

Management centre: FIBHULP

Herranz Pinto P. Curso manejo global de la toxicidad mucocutánea de las terapias antineoplásicas de la investigación a la práctica clínica. Merck S.L. 2016-Ongoing.

Management centre: FIBHULP

Herranz Pinto P. Encuentro de actualización en psoriasis. Novartis Argentina S.A. 2017-Ongoing.

Management centre: FIBHULP

Herranz Pinto P. Identificación precoz de buenos respondedores primarios a las terapias biológicas en la psoriasis moderada a grave. Novartis Farmaceutica S.A. 2014-Ongoing.

Management centre: FIBHULP

Herranz Pinto P. Jornada científica: lucha antiviral en el siglo XXI. Gilead Sciences S.L. 2016-Ongoing.

Management centre: FIBHULP

Herranz Pinto P. Jornadas científicas en genética práctica. Lilly S.A. 2018-Ongoing.

Management centre: FIBHULP

Herranz Pinto P. Preceptorship del Servicio de Dermatología del Hospital Universitario La Paz dirigido a dermatólogos (jornadas de investigación en actualización en manejo de la psoriasis). Novartis Argentina S.A. 2017-Ongoing.

Management centre: FIBHULP

Herranz Pinto P. Terapia biológica con artritis psoriásica y psoriasis y su investigación asociada. Merck Sharp and Dohme de España S.A. 2005-Ongoing.

Management centre: FIBHULP

Ladrón de Guevara García MC. V Jornadas de medicina del viajero y salud internacional: Nuevas vacunas, nuevos viajeros, nuevas medidas sanitarias: de la investigación a la práctica clínica. Glaxosmithkline S.A. 2017-Ongoing.

Management centre: FIBHULP

Paño Pardo JR. Evaluación de la utilización de antifúngicos a través de datos agre-



3.3 Infectious Diseases and Immunity Area

Introduction 1

Executive summary 2

Information Groups by Area 3

3.1 Neuroscience Area

3.2 Cardiovascular Area

3.3 Infectious Diseases and Immunity Area

3.4 Large System Pathologies Area

3.5 Cancer and Human Molecular Genetics Area

3.6 Surgery, Transplant and Health Technologies Area

Associated Clinicians 4

Scientific Report

2016
2017
2018

gados de consumo: elaboración de un modelo. Gilead Sciences S.L. 2010-Ongoing.

Management centre: FIBHULP

Pérez Valero I. Jornada de actualización en infecciones de transmisión sexual para atención primaria: de la investigación a la práctica clínica. Gilead Sciences S.L. 2015-Ongoing.

Management centre: FIBHULP

Rodés Soldevila B. Convenio marco: prácticas de María de Frutos del Pozo: master microbiología. Universidad Complutense de Madrid. 2016-Ongoing.

Management centre: FIBHULP

International projects

Arribas López JR. A new public-private funded project to combat carbapenem resistance (COMBAT-CARE). IMI. 2018-2020.

Management centre: FIBHULP

Clinical trials

Arribas López JR. Estudio de fase 2B aleatorizado, doble ciego, controlado con placebo para evaluar la actividad antiviral, los resultados clínicos, la seguridad, la tolerabilidad y farmacocinética de los tratamientos administrados por vía oral de Lumicitabina (JNJ-6404157). Type: Clinical Trial, phase II.

HULP code: 5035. Sponsored's protocol code: 64041575MPN2001.

Sponsored by: Janssen Cilag International NV. Signed date: 20/04/2018

Arribas López JR. Estudio de fase III, aleatorizado, multicéntrico, con grupos paralelos y de ausencia de inferioridad para evaluar la eficacia, la seguridad y la tolerabilidad del cambio a Dolutegravir más Lamivudina en adultos infectados por el VIH I con supresión virológica. Type: Clinical Trial, phase III.

HULP code: Anexo-II 4885. Sponsored's protocol code: 204862.

Sponsored by: VIIV Healthcare Uk Limited. Signed date: 21/11/2018

Arribas López JR. Estudio de fase III, aleatorizado, multicéntrico, con grupos paralelos y de ausencia de inferioridad para evaluar la eficacia, la seguridad y la tolerabilidad del cambio a Dolutegravir más Lamivudina en adultos infectados por el VIH I con supresión virológica. Type: Clinical Trial, phase III.

HULP code: Anexo-I 4885. Sponsored's protocol code: 204862.

Sponsored by: VIIV Healthcare Uk Limited. Signed date: 10/01/2018

Arribas López JR. Estudio fase 3B, aleatorizado, doble ciego, para evaluar el cambio de un tratamiento con una combinación a dosis fija (CDF) de Efavirenz/Emtricitabina/Tenofovir Disoproxil Fumarato (EFV/FTC/TDF) a una CDF de Emtricitabina/Rilpivirina/Tenofovir Alafenamida. Type: Clinical Trial, phase IIIb.

HULP code: Anexo-II 4375. Sponsored's protocol code: GS-US-366-1160.

Sponsored by: Gilead Sciences Inc. Signed date: 11/07/2018

Arribas López JR. Estudio fase III, multicéntrico, abierto, randomizado, para evaluar el cambio a MK 1439a en pacientes con supresión virológica infectados por el VIH-I en un régimen de un inhibidor de proteasa potenciado con Ritonavir y dos inhibidores de la transcriptasa. Type: Clinical Trial, phase III.

HULP code: Anexo-II 4441. Sponsored's protocol code: 1439A-024.

Sponsored by: Merck Sharp & Dhome Corp. Signed date: 20/03/2018

Bernardino de la Serna JI. Estudio en fase III para evaluar el efecto de la Pitavastatina para prevenir los acontecimientos vasculares en personas con infección por VIH -I. Type: Clinical Trial, phase III.

HULP code: 5170. Sponsored's protocol code: EU5332.

Sponsored by: Research Organisation Kc Ltd. Signed date: 05/12/2018

Bernardino de la Serna JI. Estudio en fase IIIB, multicéntrico, abierto, para evaluar el cambio desde una pauta combinada de dosis fija de Elvitegravir/Cobicistat/Emtricitabina/Tenofovir Alafenamida o una pauta que contenga Tenofovir Disoproxil Fumarato a una combinación de dosis fija de Bicitgravir/Emtricitabina/Tenofovir Alafenamida en sujetos de edad avanzada, de ≥ 65 años de edad, infectados por VIH-I con supresión virológica. Type: Clinical Trial, phase IIIb.

HULP code: 4974. Sponsored's protocol code: 4974 GS-US-380-4449.

Sponsored by: Gilead Sciences Inc. Signed date: 09/01/2018

González García JJ. Ensayo clínico abierto, aleatorizado y multicéntrico para comparar la eficacia, seguridad y tolerabilidad de una pauta de tratamiento TAF/FTC/DRV/COBI cs.ABC/3TC/DTG en pacientes infectados por el VIH-I naïve de tratamiento antirretroviral. Type: Clinical Trial, phase IV.

HULP code: 5184. Sponsored's protocol code: SYMRI.

Sponsored by: Asociación RIS (Red de Investigación en SIDA). Signed date: 27/12/2018

González García JJ. Estudio adaptativo, aleatorizado, doble ciego (abierto para el promotor), controlado con placebo para investigar el efecto antiviral, la seguridad, la tolerabilidad y la farmacocinética de GSK3640254 en adultos con infección por VIH-I sin tratamiento previo. Type: Clinical Trial, phase II.

HULP code: 5200. Sponsored's protocol code: 208132.

Sponsored by: Laboratorios Viiv Healthcare S.L. Signed date: 30/11/2018

Herranz Pinto P. Ensayo aleatorizado, doble ciego, controlado con placebo, de grupos paralelos, multicéntrico, de fase 3 que investiga la eficacia, la seguridad y la tolerabilidad de Tralokinumab administrado en combinación con corticosteroides tópicos a pacientes adultos. Type: Clinical Trial, phase III.

HULP code: 5159. Sponsored's protocol code: LP0162-1346.

Sponsored by: Leo Pharma A/S. Signed date: 05/11/2018



3.3 Infectious Diseases and Immunity Area

Introduction 1

Executive summary 2

Information Groups by Area 3

3.1 Neuroscience Area

3.2 Cardiovascular Area

3.3 Infectious Diseases and Immunity Area

3.4 Large System Pathologies Area

3.5 Cancer and Human Molecular Genetics Area

3.6 Surgery, Transplant and Health Technologies Area

Associated Clinicians 4

Scientific Report

2016
2017
2018

Herranz Pinto P. Ensayo de extensión a largo plazo, multicéntrico, abierto y de un solo brazo, para evaluar la seguridad y eficacia de Tralokinumab en pacientes con dermatitis atópica que participaron previamente en ensayos clínicos con Tralokinumab - Ecztenid. Type: Clinical Trial, phase III.

HULP code: 5158. Sponsored's protocol code: LP0162-1337.

Sponsored by: Leo Pharma A/S. Signed date: 13/12/2018

Herranz Pinto P. Estudio de fase 3, multicéntrico, aleatorizado, doble ciego y comparado con placebo, para evaluar la eficacia y la seguridad de Baricitinib en pacientes con dermatitis atópica de moderada a grave. Type: Clinical Trial, phase III.

HULP code: Anexo-I 4951. Sponsored's protocol code: I4V-MC-JAHM.

Sponsored by: Lilly S.A. Signed date: 20/06/2018

Herranz Pinto P. Estudio de fase 3, multicéntrico, doble ciego, en el que se evalúan la seguridad y la eficacia a largo plazo de Baricitinib en pacientes adultos con dermatitis atópica. Type: Clinical Trial, phase III.

HULP code: Anexo-I 4958. Sponsored's protocol code: I4V-MC-JAHN.

Sponsored by: Lilly S.A. Signed date: 19/09/2018

Herranz Pinto P. Estudio de fase 3, multicéntrico, doble ciego, en el que se evalúan la seguridad y la eficacia a largo plazo de Baricitinib en pacientes adultos con dermatitis atópica. Type: Clinical Trial, phase III.

HULP code: 4958. Sponsored's protocol code: I4V-MC-JAHN.

Sponsored by: Lilly S.A. Signed date: 09/02/2018

Herranz Pinto P. Estudio de fase 3B, multicéntrico, aleatorizado, en doble ciego, controlado con principio activo de comparación (Secukinumab) y de grupos paralelos, para evaluar la eficacia y la seguridad de Bimekizumab en adultos con psoriasis (PSO) en placas crónica de grado moderado o severo. Type: Clinical Trial, phase III.

HULP code: 5109. Sponsored's protocol code: PS0015.

Sponsored by: UCB Biosciences GMBH. Signed date: 04/12/2018

Herranz Pinto P. Estudio en fase 3, aleatorizado y abierto que evalúa la eficacia de Axicabtagene Ciloleucl en comparación con el tratamiento estándar en pacientes con linfoma difuso de células B grandes recidivante/resistente (ZUMA-7). Type: Clinical Trial, phase III.

HULP code: 5133. Sponsored's protocol code: KTE-C19-107 (ZUMA-7).

Sponsored by: Kite Pharma Inc. Signed date: 02/11/2018

Herranz Pinto P. Estudio en fase III de retirada aleatorizada, doble ciego, controlado con placebo y multicéntrico para investigar la eficacia y la seguridad de PF-04965842 en pacientes de 12 o más años de edad con dermatitis atópica moderada o grave con la opción de un tratamiento de rescate para aquellos pacientes que presenten un empeoramiento de la enfermedad. Type: Clinical Trial, phase III.

HULP code: 5141. Sponsored's protocol code: B7451015.

Sponsored by: Pfizer Inc. Signed date: 03/12/2018

Herranz Pinto P. Estudio en fase III de retirada aleatorizada, doble ciego, controlado con placebo y multicéntrico para investigar la eficacia y la seguridad de PF-04965842 en pacientes de 12 o más años de edad con dermatitis atópica moderada o grave con la opción de un tratamiento de rescate para aquellos pacientes que presenten un empeoramiento de la enfermedad. Type: Clinical Trial, phase III.

HULP code: 5089. Sponsored's protocol code: B7451014.

Sponsored by: Pfizer Inc. Signed date: 20/11/2018

Herranz Pinto P. Estudio multicéntrico, aleatorizado, con doble enmascaramiento y controlado con placebo, para evaluar la eficacia y seguridad de Mirikizumab con Secukinumab y placebo en pacientes con psoriasis en placas moderada a grave - Oasis. Type: Clinical Trial, phase III.

HULP code: 5056. Sponsored's protocol code: I6T-MC-AMAJ.

Sponsored by: Lilly S.A. Signed date: 07/05/2018

Montes Ramírez ML. Cohorte española de pacientes con infección por VIH mayores de 50 años para el estudio de fragilidad y la función física (HIV-FUNCFRIL). Type: EPA-SP.

HULP code: PI-3056. Sponsored's protocol code: FSG-TAR-2017-01 GESIDA.

Sponsored by: Fundación SEIMC-GESIDA. Signed date: 07/03/2018

Pérez Valero I. Ensayo clínico fase IV abierto, aleatorizado diseñado para evaluar la reversibilidad de la neurotoxicidad asociada al uso de Abacavir/ Lamivudina /Dolutegravir en el sistema nervioso central tras el cambio a una pauta de tratamiento antirretroviral basada en Alafenamida/Emtricitabina/Darunavir/Cobicistat. Estudio Detox. Type: Clinical Trial, phase IV.

HULP code: 5135. Sponsored's protocol code: GESIDA I0418.

Sponsored by: Fundación SEIMC-GESIDA. Signed date: 05/11/2018

Sendagorta Cudos E. Ensayo clínico fase IV, abierto, de brazo único y multicéntrico sobre la inmunogenicidad de la vacuna nonavalente frente al virus del papiloma humano en hombres infectados por el VIH que tienen sexo con hombres. Estudio Gesida 10017. Type: Clinical Trial, phase IV.

HULP code: 5051. Sponsored's protocol code: GESIDA I0017.

Sponsored by: Fundación SEIMC-GESIDA. Signed date: 01/06/2018

Patents and trademarks

Romero Gómez M, Solá Lamoglia R, González García JJ, inventors; Servicio Andaluz de Salud, Universidad de Sevilla, Fundació Institut Mar D'Investigacions Mèdiques, FIBHULP, assignees. Kit for decision making in patients with Hepatitis C genotypes I and 4. P201330731; 2013 May 21.



3.3 Infectious Diseases and Immunity Area



Introduction 1

Executive summary 2

Information Groups by Area 3

3.1 Neuroscience Area

3.2 Cardiovascular Area

3.3 Infectious Diseases and Immunity Area

3.4 Large System Pathologies Area

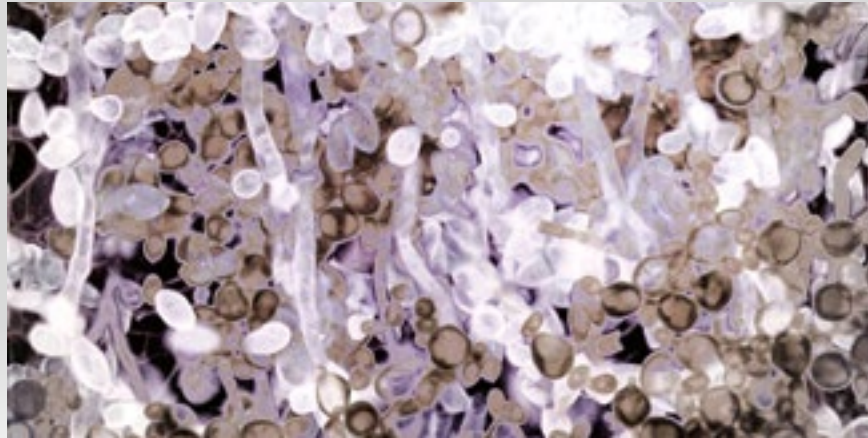
3.5 Cancer and Human Molecular Genetics Area

3.6 Surgery, Transplant and Health Technologies Area

Associated Clinicians 4

Scientific Report

2016
2017
2018



Publications: **35** Impact Factor: **87.517** QI: **9**

Molecular Microbiology Group

Jesús Mingorance Cruz. Investigador Senior. Hospital Universitario La Paz
Emilio Cendejas Bueno. Facultativo Especialista de Área en Microbiología. Hospital Universitario La Paz
María Teresa Corcuera Pindado. Técnico Grado Superior. Hospital Universitario La Paz
Elias Dahdouh. Investigador Postdoctoral Marie Curie. Hospital Universitario La Paz
Manuela de Pablos Gómez. Facultativo Especialista de Área en Microbiología. Hospital Universitario La Paz
Silvia García Bujalance. Facultativo Especialista de Área en Microbiología. Hospital Universitario La Paz
María Jesús García García. Profesor Titular del Departamento de Medicina Preventiva y Salud Pública y Microbiología. Facultad de Medicina. Universidad Autónoma de Madrid
Julio García Rodríguez. Jefe de Servicio de Microbiología. Hospital Universitario La Paz
Paulino Gómez Puertas. Científico Titular CSIC. Profesor Honorario. CBM "Severo Ochoa". Universidad Autónoma de Madrid
María Rosa Gómez-Gil Mira. Facultativo Especialista de Área en Microbiología. Hospital Universitario La Paz
Sonia Jimenez Rodríguez. Técnico de Laboratorio. Hospital Universitario La Paz
Fernando Lázaro Perona. Facultativo Especialista de Área en Microbiología. Hospital Universitario La Paz
María Belén Loeches Yagüe. Médico Adjunto. Unidad de Enfermedades Infecciosas. Hospital Universitario La Paz

Carmen Menéndez Gómez. Profesora del Departamento de Medicina Preventiva y Salud Pública y Microbiología. Facultad de Medicina. Universidad Autónoma de Madrid
Dolores Montero Vega. Jefa de Sección Servicio de Microbiología Microbiología. Hospital Universitario La Paz
Arturo Noguero Asensio. Jefe de Servicio de Medicina Interna. Hospital de Cantoblanco-Hospital Universitario La Paz
María Inmaculada Quiles Melero. Facultativo Especialista de Área en Microbiología. Hospital Universitario La Paz
Verónica Pérez Blanco. Facultativo Especialista de Área en Medicina Preventiva. Hospital Universitario La Paz
Rafael Prados. Investigador Ramón y Cajal. Universidad Autónoma de Madrid
Alicia Rico Nieto. Facultativo Especialista de Área en Microbiología. Hospital Universitario La Paz
María Pilar Romero Gómez. Facultativo Especialista de Área en Microbiología. Hospital Universitario La Paz
Guillermo Ruiz Carrascoso. Facultativo Especialista de Área en Microbiología. Hospital Universitario La Paz
Carlos Toro Rueda. Facultativo Especialista de Área en Microbiología. Hospital Carlos III-Hospital Universitario La Paz



3.3 Infectious Diseases and Immunity Area

Introduction 1

Executive summary 2

Information Groups by Area 3

3.1 Neuroscience Area

3.2 Cardiovascular Area

3.3 Infectious Diseases and Immunity Area

3.4 Large System Pathologies Area

3.5 Cancer and Human Molecular Genetics Area

3.6 Surgery, Transplant and Health Technologies Area

Associated Clinicians 4

Scientific Report

2016
2017
2018

Strategic Objective

The Molecular Microbiology research group is integrated into the Department of Microbiology at Hospital La Paz, and a significant number of its members are physicians in the department devoted to microbiological diagnostic work. This integration determines the group's strategic approach and therefore, the different lines of research revolve around several aspects of clinical microbiology and infectious diseases. An important line of activity (Clinical Microbiology) is the result of the routine activities provided by the department, but goes further and deeper into the methodological, epidemiological and pathological challenges encountered in the daily routine.

One research line derived from the former is the development of methods for the molecular characterisation of pathogenic microorganisms, including microbiological diagnosis and epidemiological analysis, and more recently, microbial genomics.

Another line focuses on the study of the evolution of pathogenic microorganisms. As a model of opportunistic pathogens, we study *Escherichia coli*, a microorganism that is well characterised at the genetic level and that is clinically relevant as the primary cause of urinary tract infections and one of the most frequently involved in bacteraemia.

As a model of viral pathogens, we study the dynamics of HIV viral populations over time and in terms of the response to antiretroviral treatment.

The taxonomy of the Mycobacteria and the study of *Mycobacterium tuberculosis* persistence are research lines developed jointly by the UAM and Hospital members of the group.

The Group includes a CSIC research scientist specialized in biocomputing and molecular dynamics.

Research Lines

- Molecular epidemiology and evolution of pathogens
- Molecular methods for diagnostics of infectious diseases
- Microbial genomics
- Tuberculosis and other Mycobacteria
- Clinical Microbiology

Research Activity

Publications

- Alastruey-Izquierdo A, Alcázar-Fuoli L, Rivero-Menéndez O, Ayats J, Castro C, García-Rodríguez J, Goterris-Bonet L, Ibáñez-Martínez E, Linares-Sicilia MJ, Martín-Gómez MT, Martín-Mazuelos E,

Peláez T, Peman J, Rezusta A, Rojo S, Tejero R, Anza DV, Vinuelas J, Zapico MS, Cuenca-Estrella M. Molecular identification and susceptibility testing of molds isolated in a prospective surveillance of triazole resistance in Spain (FILPOP2 Study). *Antimicrob Agents CH*. 2018; 62(9): e00358-18. Article. IF: 4.715; Q1

- Castejon M, Menéndez MC, Comas I, Vicente A, García MJ. Whole-genome sequence analysis of the *Mycobacterium avium* complex and proposal of the transfer of *Mycobacterium yongonense* to *Mycobacterium intracellulare* subsp *yongonense* subsp nov. *Int J Syst Evol Micr*. 2018; 68(6): 1998-2005. Article. IF: 2.166; Q3
- Collada JM, Nieto AR, Ussia MDD, Criado AB. Septic arthritis in a native knee due to *Corynebacterium striatum*. *Reumatol Clin*. 2018; 14(5): 301-2. Article. Not Indexed
- Corcuera MT, Rodríguez-Bobada C, Zuloaga J, Gómez-Aguado F, Rodríguez-Pérez R, Mendizabal A, González P, Arias-Díaz J, Caballero ML. Exploring tumourigenic potential of the parasite *Anisakis*: a pilot study. *Parasitol Res*. 2018; 117(10): 3127-36. Article. IF: 2.067; Q2
- de la Calle-Prieto F, Gómez MPR, Beltrán LC, Gorraiz FJB. Painless nodule on the hand. *Enferm Infec Micr Cl*. 2018; 36(4): 249-50. Editorial Material. IF: 1.685; Q4
- de Miguel R, Montejano R, Stella-Ascariz N, Arribas JR. A safety evaluation of raltegravir for the treatment of HIV. *Expert Opin Drug Saf*. 2018; 17(2): 217-23. Article. IF: 3.22; Q2
- De Ory F, Sánchez-Seco MP, Vázquez A, Montero MD, Sulleiro E, Martínez MJ, Matas L, Merino FJ. Comparative evaluation of indirect immunofluorescence and NS-I-based ELISA to determine zika virus-specific IgM. *Viruses-Basel*. 2018; 10(7): 379. Article. IF: 3.811; Q2
- de Velasco-Sada PG, Falces-Romero I, Quiles-Melero I, García-Perea A, Mingorance J. Evaluation of two real time PCR assays for the detection of bacterial DNA in amniotic fluid. *J Microbiol Meth*. 2018; 144: 107-10. Article. IF: 1.801; Q3
- de Velasco-Sada PG, Peinado H, Romero-Gómez MP. Neonatal sepsis secondary to chorioamnionitis by *Actinomyces neuii* in a 25 weeks pregnant woman. *Med Clin-Barcelona*. 2018; 150(10): 407-8. Letter. IF: 1.277; Q3
- del Valle FM, Calvo C, Martínez-Rienda I, Cilla A, Romero MP, Menasalvas AI, Reis-Iglesias L, Roda D, Peña MJ, Rabella N, de la Red MDP, Megias G, Moreno-Docon A, Otero A, Cabrerizo M. Epidemiological and clinical characteristics of infants admitted to hospital due to human parechovirus infections: A prospective study in Spain. *An Pediatr*. 2018; 88(2): 82-8. Article. IF: 1.166; Q3
- Díaz-Menéndez M, Alguacil-Guillén M, Bloise I, García-Pallares M, Mingorance J. A case of otitis externa caused by non-01/non-0139 *Vibrio cholerae* after exposure at a Mediterranean bathing site. *Rev Esp Quim*. 2018; 31(3): 295-7. Letter. IF: 0.76; Q4
- Díaz-Menéndez M, de la Calle-Prieto F, Montero D, Antolín E, Vázquez A, Arsuaga M, Trigo E, García-Bujalance S, de la Calle M, Seco PS, de Ory F, Arribas JR. Initial experience with imported Zika virus infection in Spain. *Enferm Infec Micr Cl*. 2018; 36(1): 4-8. Article. IF: 1.685; Q4
- Dominguez CM, Ramos D, Mingorance J, Fierro JLG, Tamayo J, Calleja M. Direct detection of OXA-48 carbapenemase gene in lysate samples through changes in mechanical properties of DNA monolayers upon hybridization. *Anal Chem*. 2018; 90(1): 968-73. Article. IF: 6.35; D1
- Falces-Romero I, Cendejas-Bueno E, Laplaza-González M, Escosa-García L, Schuffelmann-Gutiérrez C, Calderón-Llopis B, Peman J, de la Oliva P, García-Rodríguez J. T2Candida (R) to guide



3.3 Infectious Diseases and Immunity Area

Introduction 1

Executive summary 2

Information Groups by Area 3

3.1 Neuroscience Area

3.2 Cardiovascular Area

3.3 Infectious Diseases and Immunity Area

3.4 Large System Pathologies Area

3.5 Cancer and Human Molecular Genetics Area

3.6 Surgery, Transplant and Health Technologies Area

Associated Clinicians 4

Scientific Report

2016
2017
2018

antifungal and length of treatment of candidemia in a pediatric multivisceral transplant recipient. *Med Mycol Case Rep.* 2018; 21: 66-8. Article. Not Indexed

- Falces-Romero I, Cendejas-Bueno E, Romero-Gómez MP, García-Rodríguez J. Isolation of *Rhodotorula mucilaginosa* from blood cultures in a tertiary care hospital. *Mycoses.* 2018; 61(1): 35-9. Article. IF: 1.278; Q2
- Falces-Romero I, Quiles-Melero I, García-Rodríguez J. In vitro susceptibility of cryptic species of *Aspergillus fumigatus* to isavuconazole, itraconazole and voriconazole by means of E-test. *Rev Iberoam Micol.* 2018; 35(2): 113-4. Letter. IF: 1.597; Q4
- Falces-Romero I, Troyano-Hernández P, García-Bujalance S, Baquero-Artigao F, Mellado-Peña MJ, García-Rodríguez J. Detection of toxigenic *Clostridium difficile* in paediatric patients. *Enferm Infecc Microbiol Clin.* 2018; 36(6): 357-61. Article. IF: 1.685; Q4
- García J, Peman J. Microbiological diagnosis of invasive mycosis. *Rev Iberoam Micol.* 2018; 35(4): 179-85. Review. IF: 1.597; Q4
- García-Castillo M, García-Fernández S, Gómez-Gil R, Pitart C, Oviano M, Gracia-Ahufinger I, Díaz-Reganon J, Tato M, Canton R. Activity of ceftazidime-avibactam against carbapenemase-producing Enterobacteriaceae from urine specimens obtained during the infection-carbapenem resistance evaluation surveillance trial (iCREST) in Spain. *Int J Antimicrob Ag.* 2018; 51(3): 511-5. Article. IF: 4.615; Q1
- Iglesias-Caballero M, Juste J, Vázquez-Morón S, Falcón A, Aznar-López C, Ibáñez C, Pozo F, Ruiz G, Berciano JM, Garin I, Aihartzaga J, Echevarría JE, Casas I. New adenovirus groups in western palaeartic bats. *Viruses-Basel.* 2018; 10(8): 443. Article. IF: 3.811; Q2
- Lázaro-Perona F, Sotillo A, Troyano-Hernández P, Gómez-Gil R, de la Vega-Bueno A, Mingorance J. Genomic path to pandrug resistance in a clinical isolate of *Klebsiella pneumoniae*. *Int J Antimicrob Ag.* 2018; 52(5): 713-8. Article. IF: 4.615; Q1
- Lopez-Camacho E, Paño-Pardo JR, Ruiz-Carrascoso G, Wesselink JJ, Lusa-Bernal S, Ramos-Ruiz R, Ovalle S, Gómez-Gil R, Pérez-Blanco V, Pérez-Vázquez M, Gómez-Puertas P, Mingorance J. Population structure of OXA-48-producing *Klebsiella pneumoniae* ST405 isolates during a hospital outbreak characterised by genomic typing. *J Glob Antimicrob Resist.* 2018; 15: 48-54. Article. IF: 2.469; Q3
- Mediero S, de los Bueis A, Spiess K, Díaz-Almirón M, Zarzuelo AD, Rodés IV, Perea AG. Clinical and microbiological profile of infectious keratitis in an area of Madrid, Spain. *Enferm Infecc Microbiol Clin.* 2018; 36(7): 409-16. Article. IF: 1.685; Q4
- Méndez-Echevarría A, Ferreira E, del Rosal T, Romero MP, Baquero-Artigao F. Difficulties in establishing the source of infection in recurrent neonatal group B streptococcal disease. *Infection.* 2018; 46(1): 141-2. Letter. IF: 2.927; Q2
- Montejano R, Stella-Ascariz N, Monge S, Bernardino JI, Pérez-Valero I, Montes ML, Valencia E, Martín-Carbonero L, Moreno V, González-García J, Rodríguez-Centeno J, Rodés B, Cantos AE, Alejos B, de Miguel R, Arnalich F, Perona R, Arribas JR. Impact of Nucleos(t)ide reverse transcriptase inhibitors on blood telomere length changes in a prospective cohort of aviremic HIV-Infected Adults. *J Infect Dis.* 2018; 218(10): 1531-40. Article. IF: 5.045; Q1
- Pérez-Blanco V, Redondo-Bravo L, Ruiz-Carrascoso G, Paño-Pardo JR, Gómez-Gil R, Robustillo-Rodela A, García-Rodríguez J, Mingorance J, Herruzo R. Epidemiology and control measures of

an OXA-48-producing Enterobacteriaceae hospital-wide oligoclonal outbreak. *Epidemiol Infect.* 2018; 146(5): 656-62. Article. IF: 2.047; Q2

- Puisac B, Marcos-Alcalde I, Hernández-Marcos M, Morlana PT, Levtova A, Schwahn BC, DeLaet C, Lace B, Gómez-Puertas P, Pie J. Human mitochondrial HMG-CoA synthase deficiency: Role of enzyme dimerization surface and characterization of three new patients. *Int J Mol Sci.* 2018; 19(4): 1010. Article. IF: 4.183; Q2
- Ramírez-Martín R, Pérez-Rodríguez P, Rico-Nieto A, Mauleón-Ladrero C. Early onset rhabdomyolysis and acute renal failure associated with the administration of daptomycin. A Case report and literature review. *Rev Esp Geriatr Gerontol.* 2018; 53(6): 362-3. Article. Not Indexed
- Rico-Nieto A, Moreno-Ramos F, Fernández-Baillo N. Lumbar arthrodesis infection by multi-resistant *Klebsiella pneumoniae*, successfully treated with implant retention and ceftazidime/avibactam. *Rev Esp Cir Ortop Traumatol.* 2018; 62(6): 471-3. Article. Not Indexed
- Rojo-Marcos G, Rubio-Muñoz JM, Angheben A, Jaureguiberry S, García-Bujalance S, Tomasoni LR, Rodríguez-Valero N, Ruiz-Giardin JM, Salas-Coronas J, Cuadros-González J, García-Rodríguez M, Molina-Romero I, López-Vélez R, Gobbi F, Calderón-Moreno M, Martín-Echevarría E, Elía-López M, Llovo-Taboada J. Prospective comparative multi-centre study on imported *Plasmodium ovale wallikeri* and *Plasmodium ovale curtisi* infections. *Malaria J.* 2018; 17: 399. Article. IF: 2.798; Q1
- Stella-Ascariz N, Montejano R, Rodríguez-Centeno J, Alejos B, Schwimmer C, Bernardino JI, Rodés B, Allavena C, Hoffmann C, Gisslen M, de Miguel R, Esteban-Cantos A, Wallet C, Raffi F, Arribas JR. Blood telomere length changes after ritonavir-boosted darunavir combined with raltegravir or tenofovir-Emtricitabine in antiretroviral-Naive adults infected With HIV-1. *J Infect Dis.* 2018; 218(10): 1523-30. Article. IF: 5.045; Q1
- Tortoli E, Kohl TA, Brown-Elliott BA, Trovato A, Cardoso-Leao S, García MJ, Vasireddy S, Turenne CY, Griffith DE, Phillely JV, Niemann S, Wallace RJ, Cirillo DM. *Mycobacterium abscessus*, a taxonomic puzzle. *Int J Syst Evol Microb.* 2018; 68(1): 467-9. Letter. IF: 2.166; Q3
- Troyano-Hernández P, Gutiérrez-Arroyo A, Gómez-Gil R, Mingorance J, Lázaro-Perona F. Emergence of *Klebsiella pneumoniae* harboring the AAC(6')-Ib Amikacin Resistance Gene. *Antimicrob Agents Ch.* 2018; 62(12): e01952-18. Letter. IF: 4.715; Q1
- Valero C, Gago S, Monteiro MC, Alastruey-Izquierdo A, Buitrago MJ. African histoplasmosis: new clinical and microbiological insights. *Med Mycol.* 2018; 56(1): 51-59. Article. IF: 2.851; D1
- Vinuela-Sandoval L, Falces-Romero I, García-Rodríguez J, Eiros-Bouza JM. Candidemia and colonization by *Candida auris*, a diagnostic challenge. *Enferm Infecc Microbiol Clin.* 2018; 36(4): 253-255. Letter. IF: 1.685; Q4

Public projects

Cendejas Bueno E. Contrato Juan Rodés (JRI4/00027). ISCIII. 2015-2018.

Management centre: FIBHULP

Cendejas Bueno E. Desarrollo y validación de métodos para la detección y cuantificación de antifúngicos sistémicos en suero mediante MALDI-ToF (PI17/01444). ISCIII. 2018-2020.

Management centre: FIBHULP



3.3 Infectious Diseases and Immunity Area

Introduction 1

Executive summary 2

Information Groups by Area 3

3.1 Neuroscience Area

3.2 Cardiovascular Area

3.3 Infectious Diseases and Immunity Area

3.4 Large System Pathologies Area

3.5 Cancer and Human Molecular Genetics Area

3.6 Surgery, Transplant and Health Technologies Area

Associated Clinicians 4

Scientific Report

2016
2017
2018

Mingorance Cruz J. Contrato de estabilización Ramón y Cajal (I3). CM. 2011-2018.

Management centre: FIBHULP

Mingorance Cruz J. Análisis cuantitativo de la colonización intestinal por enterobacterias productoras de carbapenemasas (PI16/01209). ISCIII. 2017-2019.

Management centre: FIBHULP

Private projects

García Bujalance S. Detección de variantes minoritarias de mutaciones de resistencia del VIH-1 mediante pirosecuenciación y evaluación de su impacto sobre la eficacia de los tratamientos antirretrovirales. Laboratorios VIIV Healthcare S.L. 2010-Ongoing.

Management centre: FIBHULP

García Bujalance S. Evaluación del rendimiento del ensayo aptima HIV-1 quant para la detección y cuantificación del HIV-1 en muestras de plasma. Hologic Deutschland GMBH. 2016-Ongoing.

Management centre: FIBHULP

García Rodríguez J. Aplicación de los métodos de tipado genómico y molecular a la elaboración del mapa microbiológico del hospital universitario la paz. Genómica S.A.U. 2012-Ongoing.

Management centre: FIBHULP

García Rodríguez J. Colaboración para el desarrollo de proyectos específicos entre el grupo de investigación de microbiología molecular del IdiPAZ en concreto: el desarrollo de soluciones en el ámbito de la microbiología molecular para atención en el punto de necesidad (POC) basadas en genedrive. Epistem Ltd. 2016-Ongoing.

Management centre: FIBHULP

García Rodríguez J. Diagnóstico de aspergilosis invasora mediante detección de ácidos nucleicos de aspergillus SPP en sangre. Gilead Sciences S.L. 2011-Ongoing.

Management centre: FIBHULP

García Rodríguez J. Estudio de la sensibilidad in vitro y sinergia de anidulafungina y voriconazol frente a aislamientos clínicos de especies de aspergillus del Hospital Universitario La Paz. Pfizer SLU. 2010-Ongoing.

Management centre: FIBHULP

García Rodríguez J. Estudio poblacional de las especies de candida invasoras. Astellas Pharma S.A. 2010-Ongoing.

Management centre: FIBHULP

García Rodríguez J. Evaluación infectious diseases panel en cobas e801. Roche Diagnostics S.L. 2017-Ongoing.

Management centre: FIBHULP





3.3 Infectious Diseases and Immunity Area



Introduction 1

Executive summary 2

Information Groups by Area 3

3.1 Neuroscience Area

3.2 Cardiovascular Area

3.3 Infectious Diseases and Immunity Area

3.4 Large System Pathologies Area

3.5 Cancer and Human Molecular Genetics Area

3.6 Surgery, Transplant and Health Technologies Area

Associated Clinicians 4

Scientific Report

2016
2017
2018

García Rodríguez J. X Jornada científica de microbiología. Werfen España S.A.U. 2018-Ongoing.

Management centre: FIBHULP

Gómez-Gil Mira MR. Aislamiento, identificación, estudio de sensibilidad, control de calidad y envío al laboratorio central de enterobacterias productoras de carbapenemas. Astrazeneca Farmaceutica Spain S.A. 2016-Ongoing.

Management centre: FIBHULP

Gómez-Gil Mira MR. In vitro activities of ceftaroline, daptomycin, linezolid, and vancomycin against bacteremic methicillin-resistant staphylococcus aureus isolates. Astrazeneca Farmaceutica Spain S.A. 2013-Ongoing.

Management centre: FIBHULP

Mingorance Cruz J. Boleal epidemiology of resistance to linezolid in gram positive cocci in a tertiary hospital. Pfizer SLU. 2009-Ongoing.

Management centre: FIBHULP

Mingorance Cruz J. Desarrollo de un dispositivo lab on a chip para la detección en POCT (points of care testing) de la resistencia a antibióticos de muestras de orina. Diagonchip SPA. 2014-Ongoing.

Management centre: FIBHULP

Mingorance Cruz J. Identificación y caracterización de patógenos con interés intrahospitalario bajos sistemas automatizables con potencial implantación hospitalaria. Biotools-Biotechnological Medical Laboratoi. 2009-Ongoing.

Management centre: FIBHULP

Mingorance Cruz J. La utilidad clínica de septifast para el diagnóstico de sepsis en pacientes nefrológicos. Roche Diagnostics S.L. 2010-Ongoing.

Management centre: FIBHULP

Mingorance Cruz J. Validación clínica de un biosensor para la identificación de streptococcus pneumoniae. Consejo Superior Investigaciones Científicas (CSIC). 2013-Ongoing.

Management centre: FIBHULP

Toro Rueda C. Evaluación del rendimiento de una prueba en el punto de atención (POCT) de QPCR para diagnóstico biológico. Epistem Ltd. 2012-Ongoing.

Management centre: FIBHULP

Toro Rueda C. Evaluación del rendimiento de una prueba en el punto de atención (POCT) de QPCR para el diagnóstico microbiológico. Epistem Ltd. 2012-Ongoing.

Management centre: FIBHULP

International projects

Mingorance Cruz J. European Gram Negative Antibacterial Engine (ENABLE). UE. 2014-2020.

Management centre: FIBHULP

Mingorance Cruz J. Quantification of the intestinal load of a targeted set of resistance genes to Monitor Antibiotic Resistance in paediatric transplant patients (qMAR). UE. 2018-2020.

Management centre: FIBHULP

Mingorance Cruz J. Optomechanics For Virology (VIRUSCAN). UE. 2016-2021.

Management centre: FIBHULP

Clinical trials

Loeches Yague B. Estudio aleatorizado, multicéntrico, doble ciego, para comparar la eficacia y la seguridad de Ceftobiprol Medocaril con las de la Daptomicina en el tratamiento de la bacteriemia por Staphylococcus Aureus, incluida la endocarditis infecciosa. Type: Clinical Trial, phase III.

HULP code: 5171. Sponsored's protocol code: BPR-CS-009.

Sponsored by: Basilea Pharmaceutica Ltd. Signed date: 14/11/2018

Patents and trademarks

Mingorance Cruz J, Castán García P, Franco de Sarabia Rosado PM, inventors; 2B BLACKBIO S.L., assignee. Composition, method and kit for detecting fungi and yeasts by means of sequencing. PCT/ES2010/000248; 2010 June 02.

Mingorance Cruz J, Castán García P, Franco de Sarabia Rosado PM, inventors; BIOTOOLS BIOTECHNOLOGICAL & MEDICAL LABORATORIES S.A., assignee. Composition, method and kit for detecting bacteria by means of sequencing. PCT/ES2009/000507, EP2492352, US2013157265, CA2775273, MX2012004627; 2009 October 22.

Vicente Muñoz M, Mingorance Cruz J, Rueda González MS, inventors; CSIC, assignee. Method for determining state of growth and viability of bacterial FTsZ population, whether natural or cultivated, is based on determining existence of FTsZ rings in actively growing individual cells. P200200370; 2002 February 15.



Introduction 1

Executive summary 2

Information Groups by Area 3

3.1 Neuroscience Area

3.2 Cardiovascular Area

3.3 Infectious Diseases and Immunity Area

3.4 Large System Pathologies Area

3.5 Cancer and Human Molecular Genetics Area

3.6 Surgery, Transplant and Health Technologies Area

Associated Clinicians 4

Scientific Report

2016
2017
2018



Immuno-Rheumatology Group

Publications: 28 Impact Factor: 113.009 QI: 9

María Eugenia Miranda Carús. Facultativo Especialista de Área en Reumatología. Hospital Universitario La Paz

Pilar Aguado Acín. Facultativo Especialista de Área en Reumatología. Hospital Universitario La Paz

Alejandro Balsa Criado. Jefe de Servicio en Reumatología. Hospital Universitario La Paz. Profesor Asociado. Facultad de Medicina. Universidad Autónoma de Madrid

María Gema Bonilla Hernán. Facultativo Especialista de Área en Reumatología. Hospital Universitario La Paz

Ana Castilla Plaza. Facultativo Especialista de Área en Reumatología. Hospital Universitario La Paz

Eugenio de Miguel Mendieta. Facultativo Especialista de Área en Reumatología. Hospital Universitario La Paz

Paula Fortea Gordo. Investigadora Postdoctoral. Hospital Universitario La Paz

Sara García Carazo. Facultativo Especialista de Área en Reumatología. Hospital Universitario La Paz

Francisco de Borja Hernández de Breijo. Investigador Postdoctoral. Hospital Universitario La Paz

Emilio Martín Mola. Jefe de Servicio de Reumatología. Hospital Universitario La Paz

Ana Martínez Feito. Investigadora Predoctoral. Hospital Universitario La Paz

Irene Monjo Henry. Facultativo Especialista de Área en Reumatología. Hospital Universitario La Paz

María Victoria Navarro Compán. Facultativo Especialista de Área en Reumatología. Hospital Universitario La Paz

Laura Nuño Nuño. Médico Adjunto Interino en Reumatología. Hospital Universitario La Paz

María Dora Pascual-Salcedo Pascual. Químico Adjunto en Inmunología. Hospital Universitario La Paz

Chamaida Plasencia Rodríguez. Facultativo Especialista de Área en Reumatología. Hospital Universitario La Paz

Diana Peiteado López. Facultativo Especialista de Área en Reumatología. Hospital Universitario La Paz

Alejandro Villalba Yllán. Facultativo Especialista de Área en Reumatología. Hospital Universitario La Paz

Strategic Objective

Our objective is to investigate the pathogenesis of rheumatic diseases, specifically focusing on genetics, metabolic pathways and immunopathogenesis.

Research Lines

- Immunopathogenesis and genetics of inflammatory and autoimmune arthritis
- Imaging of inflammatory and autoimmune arthritis
- Immunopathogenesis and genetics of osteoporosis
- Immunogenicity of biological therapies with monoclonal antibodies



3.3 Infectious Diseases and Immunity Area

Introduction 1

Executive summary 2

Information Groups by Area 3

3.1 Neuroscience Area

3.2 Cardiovascular Area

3.3 Infectious Diseases and Immunity Area

3.4 Large System Pathologies Area

3.5 Cancer and Human Molecular Genetics Area

3.6 Surgery, Transplant and Health Technologies Area

Associated Clinicians 4

Scientific Report

2016
2017
2018

Research Activity

Publications

- Almodóvar R, Alonso JCT, Batlle E, Castillo C, Collantes-Estévez E, de Miguel E, González S, Gratacos J, Hernández A, Juanola X, Linares LF, Moreno MJ, Moreno M, Navarro-Compán V, Lozano CR, Sanz J, Sellas A, Loza E, Zarco P. Development of a checklist for patients with axial spondyloarthritis and psoriatic arthritis in daily practice: ONLY TOOLS project. *Reumatol Clin*. 2018; 14(3): 155-9. Article. Not Indexed
- Alonso JCT, Fontecha PDD, Almodóvar R, Canete JD, Morales CM, Moreno M, Plasencia-Rodríguez C, García JR, Queiro R. Recommendations of the Spanish Society of Rheumatology on treatment and use of systemic biological and non-biological therapies in psoriatic arthritis. *Reumatol Clin*. 2018; 14(5): 254-68. Article. Not Indexed
- Balsa A, Lula S, Marshall L, Szczypa P, Aikman L. The comparative immunogenicity of biologic therapy and its clinical relevance in psoriatic arthritis: a systematic review of the literature. *Expert Opin Biol Ther*. 2018; 18(5): 575-84. Review. IF: 3.585; Q2
- Balsa A, Sanmartí R, Rosas J, Martín V, Cabeza A, Gómez S, Montoro M. Drug immunogenicity in patients with inflammatory arthritis and secondary failure to tumour necrosis factor inhibitor therapies: the REASON study. *Rheumatology*. 2018; 57(4): 688-93. Article. IF: 5.149; Q1
- Chrysidis S, Duftner C, Dejaco C, Schafer VS, Ramiro S, Carrara G, Scire CA, Hocevar A, Diamantopoulos AP, Iagnocco A, Mukhtyar C, Ponte C, Naredo E, De Miguel E, Bruyn GA, Warrington KJ, Terslev L, Milcher M, D'Agostino MA, Koster MJ, Rastalsky N, Hanova P, Macchioni P, Kermani TA, Lorenzen T, Dohn UM, Fredberg U, Hartung W, Dasgupta B, Schmidt WA. Definitions and reliability assessment of elementary ultrasound lesions in giant cell arteritis: a study from the OMERACT Large Vessel Vasculitis Ultrasound Working Group. *Rmd Open*. 2018; 4(1): e000598. Article. Not Indexed
- de Miguel E, Beltrán LM, Monjo I, Deodati F, Schmidt WA, García-Puig J. Atherosclerosis as a potential pitfall in the diagnosis of giant cell arteritis. *Rheumatology*. 2018; 57(2): 318-21. Article. IF: 5.149; Q1
- Florez MT, Almodóvar R, Pérez FG, Cambrón ABR, Carmona L, Manzanero MAP, Cantalapie-dra JA, Urruticoechea-Arana A, Lozano CJR, Castro C, Fernández-Carballido C, de Miguel E, Galíndez E, Vega JLA, Alonso JCT, Linares LF, Moreno M, Navarro-Compán V, Juanola X, Zarco P. The EJS-3D tool for personalized prescription of exercise in axial spondyloarthritis through multimedia animations: pilot study. *Rheumatol Int*. 2018; 38(7): 1277-84. Article. IF: 2.2; Q3
- González-Fernández M, Villamañán E, Jiménez-Nacher I, Moreno F, Plasencia C, Gayá F, Herrero A, Balsa A. Cost evolution of biological agents for the treatment of spondyloarthritis in a tertiary hospital: influential factors in price. *Int J Clin Pharm-Net*. 2018; 40(6): 1528-38. Article. IF: 1.692; Q4
- González-Serna D, Ortiz-Fernández L, Vargas S, García A, Raya E, Fernández-Gutiérrez B, López-Longo FJ, Balsa A, González-Álvoro I, Narváez J, Gómez-Vaquero C, Sabio JM, García-Portales R, González-Escribano MF, Tolosa C, Carreira P, Kiemeny L, Coenen MJH, Witte T, Schneider M, González-Gay MA, Martín J. Association of a rare variant of the TNFSF13B gene with susceptibility to Rheumatoid Arthritis and Systemic Lupus Erythematosus. *Sci Rep-Uk*. 2018; 8: 8195. Article. IF: 4.011; Q1

- Gossec L, McGonagle D, Korotaeva T, Lubrano E, de Miguel E, Ostergaard M, Behrens F. Minimal disease activity as a treatment target in psoriatic arthritis: A review of the literature. *J Rheumatol*. 2018; 45(1): 6-13. Review. IF: 3.634; Q2
- Gratacos J, Fontecha PDD, Fernández-Carballido C, Roura XJ, Ferrando LFL, Mendieta ED, Fernández SM, Rosales-Alexander JL, Montejó PZ, Rodríguez MG, Compán VN. Recommendations by the Spanish Society of Rheumatology on the use of biological therapies in axial spondyloarthritis. *Reumatol Clin*. 2018; 14(6): 320-33. Article. Not Indexed
- Hernández-Breijo B, Jurado T, Rodríguez-Martín E, Martínez-Feito A, Plasencia-Rodríguez C, Balsa A, Alonso-Pacheco ML, Villar LM, Herranz-Pinto P, Pascual-Salcedo D. Differential blood cellular profile in patients with moderate-to-severe psoriasis treated with classical systemic therapies: a step forward in personalized medicine. *Brit J Dermatol*. 2018; 179(3): 765-6. Letter. IF: 6.714; D1
- Kiltz U, van der Heijde D, Boonen A, Akkoc N, Bautista-Molano W, Burgos-Vargas R, Wei JCC, Chiowchanwisawakit P, Dougados M, Duruoz MT, Elzorkany BK, Gaydukova I, Gensler LS, Gilio M, Grazio S, Gu J, Inman RD, Kim TJ, Navarro-Compán V, Marzo-Ortega H, Ozgocmen S, dos Santos FP, Schirmer M, Stebbings S, van den Bosch FE, van Tubergen A, Braun J. Measurement properties of the ASAS Health Index: results of a global study in patients with axial and peripheral spondyloarthritis. *Ann Rheum Dis*. 2018; 77(9): 1311-7. Article. IF: 14.299; D1
- López-Rodríguez R, Pérez-Pampín E, Márquez A, Blanco FJ, Joven B, Carreira P, Ferrer MA, Cáliz R, Valor L, Narváez J, Canete JD, Ordóñez MD, Manrique-Arija S, Vasilopoulos Y, Balsa A, Pascual-Salcedo D, Moreno-Ramos MJ, Alegre-Sancho JJ, Navarro-Sarabia F, Moreira V, García-Portales R, Raya E, Magro-Checa C, Martín J, Gómez-Reino JJ, González A. Validation study of genetic biomarkers of response to TNF inhibitors in rheumatoid arthritis. *Plos One*. 2018; 13(5): e0196793. Article. IF: 2.776; Q2
- Macia-Villa C, Falcao S, Gutiérrez M, Medina J, Hammer HB, De Miguel E. What is metacarpophalangeal joint swelling in psoriatic arthritis? Ultrasound findings and reliability assessment. *Clin Exp Rheumatol*. 2018; 36(5): 896-9. Article. IF: 3.238; Q2
- Martínez-Feito A, Plasencia-Rodríguez C, Navarro-Compán V, Jurado T, Kneepkens EL, Wolbink GJ, Martín S, del Agua AR, Navarro R, Mezcuca A, Jochems A, Peiteado D, Bonilla MG, Balsa A, Pascual-Salcedo D. Optimal concentration range of golimumab in patients with axial spondyloarthritis. *Clin Exp Rheumatol*. 2018; 36(1): 110-4. Article. IF: 3.238; Q2
- Martín-López M, Carmona L, Balsa A, Calvo-Alen J, Sanmartí R, Tornero J, Rosas J. Serum drug levels of biologic agents in the management of rheumatoid arthritis and spondyloarthritis: a systematic review. *Rheumatol Int*. 2018; 38(6): 975-83. Review. IF: 2.2; Q3
- Moller I, Loza E, Uson J, Acebes C, Andreu JL, Batlle E, Bueno A, Collado P, Fernández-Gallardo JM, González C, Palop MJ, Lisbona MP, Macarrón P, Maymo J, Narváez JA, Navarro-Compán V, Sanz J, Rosario MP, Vicente E, Naredo E. Recommendations for the use of ultrasound and magnetic resonance in patients with rheumatoid arthritis. *Reumatol Clin*. 2018; 14(1): 9-19. Article. Not Indexed
- Moreno M, Gratacos J, Navarro-Compán V, de Miguel E, Font P, Clavaguera T, Linares LF, Joven B, Juanola X. Should over-treatment of axial spondyloarthritis with biologics remain a concern after the issue of the new ASAS criteria? Data from REGISPONSERBIO (Spanish Register of Biological Therapy in Spondyloarthritis). *Clin Exp Rheumatol*. 2018; 36(6): 1038-42. Article. IF: 3.238; Q2



3.3 Infectious Diseases and Immunity Area



Introduction 1

Executive summary 2

Information Groups by Area 3

3.1 Neuroscience Area

3.2 Cardiovascular Area

3.3 Infectious Diseases and Immunity Area

3.4 Large System Pathologies Area

3.5 Cancer and Human Molecular Genetics Area

3.6 Surgery, Transplant and Health Technologies Area

Associated Clinicians 4

Scientific Report

2016
2017
2018

- Mulleman D, Balsa A. Adalimumab concentration-based tapering strategy: as good as the recommended dosage. *Ann Rheum Dis.* 2018; 77(4): 473-5. Editorial Material. IF: 14.299; D1
- Navarro-Compán V, Ramiro S, Landewe R, Dougados M, Miceli-Richard C, Richette P, van der Heijde D. In patients with axial spondyloarthritis, inflammation on MRI of the spine is longitudinally related to disease activity only in men: 2 years of the axial spondyloarthritis DESIR cohort. *Ann Rheum Dis.* 2018; 77(3): 470-2. Letter. IF: 14.299; D1
- Redondo C, Martínez-Feito A, Plasencia-Rodríguez C, Navarro-Compán V, Nuno-Nuno L, Peiteado D, Villalba A, Jochems A, Pascual-Salcedo D, Balsa A. Golimumab tapering strategy based on serum drug levels in patients with spondyloarthritis. *Arthritis Rheumatol.* 2018; 70(8): 1356-8. Letter. IF: 9.002; D1
- Ruiz FP, Sánchez-Piedra CA, Sánchez-Costa JT, Andrés M, Díaz-Torne C, Jiménez-Palop M, de Miguel E, Moragues C, Sivera F. Improvement in diagnosis and treat-to-target management of hyperuricemia in gout: Results from the GEMA-2 Transversal Study on Practice. *Rheumatol Ther.* 2018; 5(1): 243-53. Article. Not Indexed
- Schafer VS, Chrysidis S, DeJaco C, Duftner C, Iagnocco A, Bruyn GA, Carrara G, D'Agostino MA, de Miguel E, Diamantopoulos AP, Fredberg U, Hartung WW, Hocevar A, Juche A, Kermani TA, Koster MJ, Lorenzen T, Macchioni P, Milchert M, Dohn UM, Mukhtyar C, Ponte C, Ramiro S, Scire CA, Terslev L, Warrington KJ, Dasgupta B, Schmidt WA. Assessing vasculitis in giant cell arteritis by ultrasound: Results of OMERACT patient-based reliability exercises. *J Rheumatol.* 2018; 45(9): 1289-95. Article. IF: 3.634; Q2
- Stamm TA, Machold KP, Aletaha D, Alasti F, Lipsky P, Pisetsky D, Landewe R, van der Heijde D, Sepriano A, Aringer M, Boumpas D, Burmester G, Cutolo M, Ebner W, Graninger W, Huizinga T, Schett G, Schulze-Koops H, Tak PP, Martín-Mola E, Breedveld F, Smolen J. Induction of sustained remission in early inflammatory arthritis with the combination of infliximab plus methotrexate: the DINORA trial. *Arthritis Res Ther.* 2018; 20: 174. Article. IF: 4.148; Q2
- Tevar-Sánchez MI, Navarro-Compán V, Aznar JJ, Linares LF, Castro MC, de Miguel E. Prevalence and characteristics associated with dactylitis in patients with early spondyloarthritis: results from the ESPERANZA cohort. *Clin Exp Rheumatol.* 2018; 36(5): 879-83. Article. IF: 3.238; Q2
- Uson J, Loza E, Moller I, Acebes C, Andreu JL, Batlle E, Bueno A, Collado P, Fernández-Gallardo JM, González C, Palop MJ, Lisbona MP, Macarrón P, Maymo J, Narváez JA, Navarro-Compán V, Sanz J, Rosario MP, Vicente E, Naredo E. Recommendations for the use of ultrasound and magnetic resonance in patients with spondyloarthritis, including psoriatic arthritis, and patients with juvenile idiopathic arthritis. *Reumatol Clin.* 2018; 14(1): 27-35. Article. Not Indexed
- Vlagea A, Pascual-Salcedo D, Doforno RA, Lavilla P, Díez J, Merlano BP, Cuesta MV, Gil A. IgA anti-beta 2 glycoprotein I antibodies: Experience from a large center. *Thromb Res.* 2018; 162: 38-43. Article. IF: 3.266; Q1

Public projects

de Miguel Mendieta E. Curso natural y factores predictivos de la espondiloartritis de inicio (PII 3/02034). ISCIII. 2014-2018.

Management centre: FIBHULP

Miranda Carús ME. Frecuencia, fenotipo y función de las células B reguladoras (BREG) en pacientes con artritis reumatoide (AR) preclínica, temprana y establecida (PII 6/01189). ISCIII. 2017-2019.

Management centre: FIBHULP

Miranda Carús ME. Frecuencia, fenotipo y función de las células T helper foliculares en sangre periférica de pacientes con artritis reumatoide (PII 3/00084). ISCIII. 2014-2018.

Management centre: FIBHULP

Miranda Carús ME. Red de Investigación en Inflamación y Enfermedades Reumáticas (RIER). (RD16/0012/0012). ISCIII. 2017-2021.

Management centre: FIBHULP

Plasencia Rodríguez C. Identificación precoz de respuesta clínica a la terapia anti-TNF en la artritis reumatoide (PII 6/00474). ISCIII. 2017-2019.

Management centre: FIBHULP

de Miguel Mendieta E. Factores de riesgo de progresión radiográfica en columna de pacientes con espondilitis anquilosante. Influencia de los tratamientos actuales (PII 7/01840). ISCIII. 2018-2020.

Management centre: FIBHULP

Private projects

Aguado Acín P. Caracterización e historia natural de la hipofosfatasa en pacientes adultos con confirmación genética frente a pacientes con fosfatasa alcalina baja y test genético negativo. Hipofosfatasa del adulto. Alexion Pharmaceutical Inc. 2017-Ongoing.

Management centre: FIBHULP

Balsa Criado A. Desarrollo de biochips para monitorización de infliximab y la presencia de anticuerpos frente a infliximab en sangre. Img Pharma Biotech. 2017-Ongoing.

Management centre: FIBHULP

Balsa Criado A. Estudio de las comorbilidades en la artritis reumatoide. Roche Farma S.A. 2011-Ongoing.

Management centre: FIBHULP

Balsa Criado A. Estudio para determinar la correlación entre la calprotectina sérica y la actividad de la artritis reumatoide. Arepaz. 2010-Ongoing.

Management centre: FIBHULP

Balsa Criado A. Preceptorship de investigación: "Individualized medicine: anti-TNF monitoring and clinical practice". Proteomika SL. 2013-Ongoing.



3.3 Infectious Diseases and Immunity Area



Introduction 1

Executive summary 2

Information Groups by Area 3

3.1 Neuroscience Area

3.2 Cardiovascular Area

3.3 Infectious Diseases and Immunity Area

3.4 Large System Pathologies Area

3.5 Cancer and Human Molecular Genetics Area

3.6 Surgery, Transplant and Health Technologies Area

Associated Clinicians 4

Scientific Report

2016
2017
2018

Management centre: FIBHULP

Balsa Criado A. Preceptorship del Servicio de Reumatología del HULP dirigido a reumatólogos. Novartis Argentina S.A. 2017-Ongoing.

Management centre: FIBHULP

Balsa Criado A. Preceptorship excelencia en reumatología. Novartis Chile S.A. 2013-Ongoing.

Management centre: FIBHULP

Balsa Criado A. Relación entre los niveles de fármaco circulante, la aparición de anticuerpos anti idiotipo y la respuesta clínica, en pacientes con enfermedades articulares inflamatorias (artritis reumatoide, artritis idiopática juvenil, artritis psoriática, enfermedad de Still y espondiloartropatías) que reciben tratamiento biológico. Pfizer SLU. 2011-Ongoing.

Management centre: FIBHULP

Balsa Criado A. Actualización y renovación de la actividad investigadora en el servicio de reumatología del Hospital Universitario La Paz. Roche Farma, S.A. 2016-Ongoing.

Management centre: FIBHULP

de Miguel Mendieta E. Carga de la enfermedad en pacientes con espondiloartritis de reciente comienzo. Assessment In Spondyloarthritis International Society. 2014-Ongoing.

Management centre: FIBHULP

Miranda Carús ME. Cell interactions in the pathogenesis of rheumatoid arthritis (RA): the role of IL-15 expressed by rheumatoid arthritis fibroblast-like synoviocytes (rafls) on B cell survival, differentiation and immunoglobulin (Ig) production. Roche Farma S.A. 2005-Ongoing.

Management centre: FIBHULP

Miranda Carús ME. Frecuencia y función de las células T helper foliculares circulantes y plasmablastos en pacientes con artritis reumatoide, y su relación con los niveles de autoanticuerpos: modificaciones asociadas con el bloqueo de la coestimulación por abatacept. Bristol Myers Squibb S.A.U. 2016-Ongoing.

Management centre: FIBHULP

Montes Ramírez ML. Estudio de hepatopatías en pacientes infectados por VIH sin hepatitis víricas que reciben tratamiento antirretroviral. Abbvie Spain S.L.U. 2016-Ongoing.

Management centre: FIBHULP

Plasencia Rodríguez C. Estudio de los niveles de fármacos biológicos en la cohorte española con enfermedades inflamatorias sistémicas. Establecimiento de los rangos terapéuticos óptimos. Fundación Parc Taulí. 2015-Ongoing.

Management centre: FIBHULP

Plasencia Rodríguez C. Identificación precoz de respuesta clínica a la terapia anti-TNF en la artritis reumatoide. Sociedad de Reumatología de la Comunidad de Madrid. 2018-Ongoing.

Management centre: FIBHULP

Clinical trials

Balsa Criado A. Estudio abierto, de 8 semanas, para comparar la comodidad y facilidad de uso de cinco pautas de tratamiento distintas de inyecciones intraarticulares de CNTX5 4975-05 en sujetos con dolor crónico de rodilla por artrosis moderada a grave. Type: Clinical Trial, phase III.

HULP code: 5179. Sponsored's protocol code: CNTX-4975I-OA-303.

Sponsored by: Centrexion Therapeutics Corp. Signed date: 13/12/2018

Balsa Criado A. Estudio aleatorizado, doble ciego y controlado con placebo para evaluar la eficacia y la seguridad de Sarilumab en pacientes con artritis de células gigantes. Type: Clinical Trial, phase III.

HULP code: 5137. Sponsored's protocol code: EFC15068.

Sponsored by: Sanofi Aventis S.A. Signed date: 14/11/2018

Balsa Criado A. Ensayo fase 3B, aleatorizado, doble ciego para evaluar la eficacia y seguridad de Abatacept sc en combinación con Metotrexato comparado con Metotrexato en monoterapia para conseguir la remisión clínica en adultos con artritis reumatoide temprana sin tratamiento previo con Metotrexato. Type: Clinical Trial, phase IIIb.

HULP code: Anexo-III 4470. Sponsored's protocol code: IM101-550.

Sponsored by: Bristol Myers Squibb International Corporation. Signed date: 21/03/2018

Balsa Criado A. Estudio multicéntrico, internacional, aleatorizado, doble ciego, controlado con alendronato para determinar la eficacia y seguridad de AMG 785 en el tratamiento de mujeres con osteoporosis postmenopáusica. Type: Clinical Trial, phase III.

HULP code: Anexo-V 3576. Sponsored's protocol code: 20110142.

Sponsored by: Amgen S.A. Signed date: 17/01/2018

Miguel Mendieta ED. Estudio multicéntrico, observacional no intervencionista, transversal y retrospectivo, para evaluar el control de la actividad de la enfermedad en condiciones de práctica clínica habitual en pacientes con espondilitis anquilosante y artritis psoriásica tratados en consultas de reumatología de España (Estudio Midas). Type: EPA-OD.

HULP code: PI-3434. Sponsored's protocol code: CAIN457FES03.

Sponsored by: Novartis Farmaceutica S.A. Signed date: 23/11/2018



3.3 Infectious Diseases and Immunity Area

Introduction 1

Executive summary 2

Information Groups by Area 3

3.1 Neuroscience Area

3.2 Cardiovascular Area

3.3 Infectious Diseases and Immunity Area

3.4 Large System Pathologies Area

3.5 Cancer and Human Molecular Genetics Area

3.6 Surgery, Transplant and Health Technologies Area

Associated Clinicians 4

Scientific Report

2016
2017
2018

Balsa Criado A. Estudio en fase I/III aleatorizado y de grupos paralelos para evaluar la eficacia, la farmacocinética y la seguridad de CT-P13 subcutáneo y CT-P13 intravenoso en pacientes con artritis reumatoide activa. Type: Clinical Trial, phase I.

HULP code: Anexo-I 4825. Sponsored's protocol code: CT-P13 3.5.

Sponsored by: Celltrion Inc. Signed date: 03/04/2018

Balsa Criado A. Estudio multicéntrico, aleatorizado, doble ciego, controlado con placebo para evaluar la seguridad, tolerabilidad y eficacia de Secukinumab en pacientes con spondiloartritis axial no radiográfica activa durante un periodo de 2 años. Type: Clinical Trial, phase III.

HULP code: Anexo-I 4596. Sponsored's protocol code: CAIN457H23 I5.

Sponsored by: Novartis Farmacéutica SA. Signed date: 08/12/2018

Patents and trademarks

Pascual-Salcedo Pascual MD, Balsa Criado A, Plasencia Rodríguez C, authors; FI-BHULP, assignee. Brand name: BioDrug Analysis BIDA. CM 13.808.531, 2015 March 10.





3.3 Infectious Diseases and Immunity Area



Introduction 1

Executive summary 2

Information Groups by Area 3

3.1 Neuroscience Area

3.2 Cardiovascular Area

3.3 Infectious Diseases and Immunity Area

3.4 Large System Pathologies Area

3.5 Cancer and Human Molecular Genetics Area

3.6 Surgery, Transplant and Health Technologies Area

Associated Clinicians 4

Scientific Report

2016
2017
2018



Innate Immune Response Group

Publications: 35 Impact Factor: 170.566 QI: 16

Eduardo Manuel López-Collazo. Director Científico de IdiPAZ. Investigador Senior (Contrato Miguel Servet - I2) Jefe de Laboratorio. Hospital Universitario La Paz

Luis Augusto Aguirre Pérez. Investigador postdoctoral. Hospital Universitario La Paz

Susana Alemany De La Peña. Investigadora Senior. Jefe de Laboratorio. IIB "Alberto Sols"

Jose Avenaño Ortiz. Investigador predoctoral. Hospital Universitario La Paz

Lisardo Bosca Gomar. Investigador Senior. Jefe de Laboratorio. IIB "Alberto Sols"

Ramón Cantero Cid. Facultativo Especialista de Área en Cirugía General y Aparato Digestivo. Hospital Universitario La Paz

Antonio Castrillo Viguera. Investigador Senior. Jefe de Laboratorio. IIB "Alberto Sols"

Maria Fernández Velasco. Investigadora Senior (Contrato Miguel Servet- Tipo II). Hospital Universitario La Paz

Paloma Gómez Campelo. Investigadora postdoctoral. Hospital Universitario La Paz

Santiago Gómez Ruiz. Profesor Titular. Universidad Rey Juan Carlos

María Susana Guerra García. Investigadora postdoctoral. Universidad Autónoma de Madrid

Ana Jaureguizar Oriol. Facultativo Especialista de Área en Neumología. Hospital Universitario La Paz

Charbel Antonio Maroun Eid. Facultativo Especialista de Área en Urgencias. Hospital del Norte

Eduardo Martín Arranz. Facultativo Especialista de Área en Gastroenterología. Hospital Universitario La Paz

Maria Dolores Martín Arranz. Jefa de Sección en Gastroenterología. Profesora Asociada. Hospital Universitario La Paz. Universidad Autónoma de Madrid

Paloma Martín Sanz. Investigadora Senior. Jefe de Laboratorio. IIB "Alberto Sols"

Rebeca Pérez De Diego. Investigadora Senior (Contrato Ramón y Cajal). Hospital Universitario La Paz

Sanjiv Prashar. Profesor Titular. Universidad Rey Juan Carlos

Víctor Manuel Toledano Real. Investigador predoctoral. Hospital Universitario La Paz

Karla Marina Montalban Hernandez. Investigador predoctoral. Hospital Universitario La Paz

Elvira Marín Muñoz. Investigador postdoctoral. Hospital Universitario La Paz

Irene Mena Palomo. Investigador predoctoral. Universidad Rey Juan Carlos

Laura Sánchez-Maroto Capilla. Investigador predoctoral. Hospital Universitario La Paz

Roberto Lozano Rodríguez. Investigador predoctoral. Hospital Universitario La Paz

Veronica Terrón Arcos. Técnico de Laboratorio. Hospital Universitario La Paz



3.3 Infectious Diseases and Immunity Area



Introduction 1

Executive summary 2

Information Groups by Area 3

3.1 Neuroscience Area

3.2 Cardiovascular Area

3.3 Infectious Diseases and Immunity Area

3.4 Large System Pathologies Area

3.5 Cancer and Human Molecular Genetics Area

3.6 Surgery, Transplant and Health Technologies Area

Associated Clinicians 4

Scientific Report

2016
2017
2018

Strategic Objective

This group focuses on the study of the reprogramming of the innate immune response in the context of inflammatory diseases (e.g., sepsis, cystic fibrosis, acute coronary syndrome, lung cancer) using the description of the various molecular mechanisms that underlie the reprogramming of monocytes/macrophages during refractory states.

The innate immune response is activated in various clinical contexts that can be modelled in vitro. The initial reaction of the Innate Immune System is marked by an inflammatory response that is similar in different contexts.

However, after the initial response, a “deviation” is produced towards an “alternative” response that may, in many cases, lead to refractory states such as endotoxin and tumour tolerance. These refractory states may have undesirable clinical consequences and their study is the objective of our research.

Research Lines

- Molecular mechanisms of the innate immune system tolerance to tumours in several clinical contexts
- Molecular mechanisms of endotoxin tolerance in several clinical contexts: respiratory diseases (OSA and cystic fibrosis), acute coronary syndrome, sepsis and septic shock and leukaemias
- Role of the innate immune system in metastasis
- Myeloid cell polarization and atherogenesis
- Role of some mediators of the innate immune system in cardiovascular diseases

Research Activity

Books and book chapters

Arribas López JR, García Río F, López-Collazo E. El Instituto de Investigación Sanitaria del Hospital Universitario La Paz. In: Cuervas-Mons Martínez V, García García A, García Puig J, Pajares García JM, Pastor y Aldegue V, Rodríguez Montes JA, Usandizaga Beguiristáin JA, Vargas Núñez JA, eds. Cincuenta años de la Facultad de Medicina de la UAM. Madrid: UAM, 2018. p.521-8

Publications

- A-González N, Castrillo A. Origin and specialization of splenic macrophages. *Cell Immunol.* 2018;330: 151-8. Article. IF: 3.291; Q2
- Albert M, Becares M, Falqui M, Fernández-Lozano C, Guerra S. ISG15, a Small Molecule with

Huge Implications: Regulation of Mitochondrial Homeostasis. *Viruses-Basel.* 2018;10(11): 629. Review. IF: 3.811; Q2

- Alsina-Beauchamp D, Escos A, Fajardo P, González-Romero D, Díaz-Mora E, Risco A, Martín-Serrano MA, del Fresno C, Dominguez-Andrés J, Aparicio N, Zur R, Shpiro N, Brown GD, Ardavin C, Netea MG, Alemany S, Sanz-Ezquerro JJ, Cuenda A. Myeloid cell deficiency of p38 gamma/p38 delta protects against candidiasis and regulates antifungal immunity. *EMBO Mol Med.* 2018; 10(5): e8485. Article. IF: 10.624; D1
- Arranz EM, Arranz MDM, Robredo T, Mancheno-Corvo P, Menta R, Alves FJ, de Parga JMS, Sanz PM, de la Rosa O, Buscher D, Lombardo E, de Miguel F. Endoscopic submucosal injection of adipose-derived mesenchymal stem cells ameliorates TNBS-induced colitis in rats and prevents stenosis. *Stem Cell Res Ther.* 2018; 9: 95. Article. IF: 4.627; Q1
- Arts K, Bergerson JRE, Ombrello AK, Similuk M, Oler AJ, Agharahimi A, Mace EM, Hershfield M, Wouters C, De Somer L, Morren MA, Pérez-de Diego R, Moens L, Freeman AF, Meys I. Warts and DADA2: a Mere Coincidence?. *J Clin Immunol.* 2018;38(8):836-43. Letter. IF: 4.128; Q2
- Avendaño-Ortiz J, Maroun-Eid C, Martín-Quiros A, Lozano-Rodríguez R, Llanos-González E, Toledano V, Gómez-Campelo P, Montalban-Hernández K, Carballo-Cardona C, Aguirre LA, López-Collazo E. Oxygen Saturation on Admission Is a Predictive Biomarker for PD-L1 Expression on Circulating Monocytes and Impaired Immune Response in Patients With Sepsis. *Front Immunol.* 2018; 9: 2008. Article. IF: 4.716; Q2
- Avendaño-Ortiz J, Maroun-Eid C, Martín-Quiros A, Toledano V, Cubillos-Zapata C, Gómez-Campelo P, Varela-Serrano A, Casas-Martín J, Llanos-González E, Álvarez E, García-Río F, Aguirre LA, Hernández-Jiménez E, López-Collazo E. PD-L1 Overexpression During Endotoxin Tolerance Impairs the Adaptive Immune Response in Septic Patients via HIF1 alpha. *J Infect Dis.* 2018; 217(3): 393-404. Article. IF: 5.045; Q1
- Beceiro S, Pap A, Czimmerer Z, Sallam T, Guillén JA, Gallardo G, Hong C, A-González N, Tabraue C, Díaz M, López F, Matalonga J, Valledor AF, Dominguez P, Ardavin C, Delgado-Martín C, Partida-Sánchez S, Rodríguez-Fernández JL, Nagy L, Tontonoz P, Castrillo A. Liver X Receptor nuclear receptors are transcriptional regulators of dendritic cell chemotaxis. *Mol Cell Biol.* 2018; 38(10): e00534. Article. IF: 3.735; Q2
- Brea R, Motino O, Frances D, García-Monzon C, Vargas J, Fernández-Velasco M, Boscá L, Casado M, Martín-Sanz P, Agra N. PGE(2) induces apoptosis of hepatic stellate cells and attenuates liver fibrosis in mice by downregulating miR-23a-5p and miR-28a-5p. *Bba -Mol Basis Dis.* 2018; 1864(2): 325-37. Article. IF: 4.328; Q1
- Brito-Casillas Y, Díaz-Sarmiento M, García-Arencibia M, Carranza C, Castrillo A, Fernández-Pérez L, Zumbado-Pena M, González JF, Wagner AM. Outbreak and Eradication of Tropical Rat Mite (Acari: Macronyssidae) in a European Animal Facility. *J Med Entomol.* 2018; 55(2): 468-71. Article. IF: 1.907; Q1
- Cantero-Cid R, Casas-Martín J, Hernández-Jiménez E, Cubillos-Zapata C, Varela-Serrano A, Avendaño-Ortiz J, Casarrubios M, Montalban-Hernández K, Villacanas-Gil I, Guerra-Pastrian L, Peinado B, Marcano C, Aguirre LA, López-Collazo E. PD-L1/PD-1 crosstalk in colorectal cancer: are we targeting the right cells?. *BMC Cancer.* 2018; 18: 945. Article. IF: 2.933; Q3



3.3 Infectious Diseases and Immunity Area

Introduction 1

Executive summary 2

Information Groups by Area 3

3.1 Neuroscience Area

3.2 Cardiovascular Area

3.3 Infectious Diseases and Immunity Area

3.4 Large System Pathologies Area

3.5 Cancer and Human Molecular Genetics Area

3.6 Surgery, Transplant and Health Technologies Area

Associated Clinicians 4

Scientific Report

2016
2017
2018

- Cardenas-Valladolid J, López-de Andrés A, Jiménez-García R, de Dios-Duarte MJ, Gómez-Campelo P, de Burgos-Lunar C, San Andrés-Rebollo FJ, Abanades-Herranz JC, Salinero-Fort MA. Effectiveness of standardized nursing care plans to achieve A1C, blood pressure, and LDL-C goals among people with poorly controlled type 2 diabetes mellitus at baseline: four-year follow-up study. *BMC Fam Pract.* 2018; 19: 125. Article. IF: 2.431; Q2
- Cubillos-Zapata C, Hernández-Jiménez E, Avendaño-Ortiz J, Toledano V, Varela-Serrano A, Fernández-Navarro I, Casitas R, Carpio C, Aguirre LA, García-Río F, López-Collazo E. Obstructive Sleep Apnea Monocytes Exhibit High Levels of Vascular Endothelial Growth Factor Secretion, Augmenting Tumor Progression. *Mediat Inflamm.* 2018; 7373921. Article. IF: 3.545; Q2
- Fernández L, Leivas A, Valentín J, Escudero A, Corral D, de Paz R, Vela M, Bueno D, Rodríguez R, Torres JM, Díaz-Almiron M, López-Collazo E, Martínez-López J, Pérez-Martínez A. How do we manufacture clinical-grade interleukin-15-stimulated natural killer cell products for cancer treatment? *Transfusion.* 2018; 58(6): 1340-7. Article. IF: 3.111; Q2
- Ferrer CS, Cerdón JP, Arencibia AC, Azofra MS, Arranz EM, Herranz MJ, Senent SG, Arranz MDM. Perspectiva actual hospitalización en enfermedad inflamatoria intestinal: perspectiva actual. *Gastroent Hepat-Barc.* 2018; 41(5): 350-2. Letter. IF: 1.126; Q4
- Gage MC, Becares N, Louie R, Waddington KE, Zhang Y, Tittanegro TH, Rodríguez-Lorenzo S, Jathanna A, Pourcet B, Pello OM, De la Rosa JV, Castrillo A, Pineda-Torra I. Disrupting LXRα phosphorylation promotes FoxM1 expression and modulates atherosclerosis by inducing macrophage proliferation. *P Natl Acad Sci USA.* 2018; 115(28): E6556-65. Article. IF: 9.58; Q1
- González C, Rodríguez RC, Torre-Alonso JC, Collantes E, Castaneda S, Hernández MV, Urruticoechea-Arana A, Nieto-González JC, García J, Abad MA, Ramírez J, Suárez C, Dalmau R, Martín-Arranz MD, Leon L, Hermosa JC, Obaya JC, Oton T, Carmona L. Recommendations for the Management of Comorbidity in Patients With Axial Spondyloarthritis in Clinical Practice. *Reumatol Clin.* 2018; 14(6): 346-359. Article. Not Indexed
- Jaen RI, Prieto P, Casado M, Martín-Sanz P, Boscá L. Post-translational modifications of prostaglandin-endoperoxide synthase 2 in colorectal cancer: An update. *World J Gastroenterol.* 2018; 24(48): 5454-61. Review. IF: 3.411; Q2
- Lambertucci F, Arboatti A, Sedlmeier MG, Motino O, Álvarez MD, Ceballos MP, Villar SR, Roggero E, Monti JA, Pisani G, Quiroga AD, Martín-Sanz P, Carnovale CE, Frances DE, Ronco MT. Disruption of tumor necrosis factor alpha receptor 1 signaling accelerates NAFLD progression in mice upon a high-fat diet. *J Nutr Biochem.* 2018; 58: 17-27. Article. IF: 4.49; Q1
- Mojena M, Pimentel-Santillana M, Povo-Retana A, Fernández-García V, González-Ramos S, Rada P, Tejedor A, Rico D, Martín-Sanz P, Valverde AM, Boscá L. Protection against gamma-radiation injury by protein tyrosine phosphatase 1B. *Redox Biol.* 2018; 17: 213-23. Article. IF: 7.793; D1
- Mojena M, Povo-Retana A, González-Ramos S, Fernández-García V, Regadera J, Zazpe A, Artaiz I, Martín-Sanz P, Ledo F, Boscá L. Benzylamine and Thenylamine Derived Drugs Induce Apoptosis and Reduce Proliferation, Migration and Metastasis Formation in Melanoma Cells. *Front Oncol.* 2018; 8: 328. Article. IF: 4.137; Q2
- Navarro-García JA, Fernández-Velasco M, Delgado C, Delgado JF, Kuro-o M, Ruilope LM, Ruiz-Hurtado G. PTH, vitamin D, and the FGF-23-klotho axis and heart: Going beyond the confines of nephrology. *Eur J Clin Invest.* 2018; 48(4): e12902. Review. IF: 2.784; Q1
- Niell N, Larrriba MJ, Ferrer-Mayorga G, Sánchez-Pérez I, Cantero R, Real FX, del Peso L, Muñoz A, González-Sancho JM. The human PKP2/plakophilin-2 gene is induced by Wnt/beta-catenin in normal and colon cancer-associated fibroblasts. *Int J Cancer.* 2018; 142(4): 792-804. Article. IF: 4.982; Q1
- Nieto C, Bragado R, Municio C, Sierra-Filardi E, Alonso B, Escribese MM, Domínguez-Andrés J, Ardavin C, Castrillo A, Vega MA, Puig-Kroger A, Corbi AL. The Activin A-Peroxisome Proliferator-Activated Receptor Gamma Axis Contributes to the Transcriptome of GM-CSF-Conditioned Human Macrophages. *Front Immunol.* 2018; 9: 31. Article. IF: 4.716; Q2
- Oleaga-Quintas C, Deswarte C, Moncada-Velez M, Metin A, Rao IK, Kamk-Yukse S, Nieto-Patlan A, Guerin A, Gulhan B, Murthy S, Ozkaya-Parlakay A, Abel L, Martínez-Barricarte R, de Diego RP, Boisson-Dupuis S, Kong XF, Casanova JL, Bustamante J. A purely quantitative form of partial recessive IFN-gamma R2 deficiency caused by mutations of the initiation or second codon. *Hum Mol Genet.* 2018; 27(22): 3919-35. Article. IF: 4.544; Q1
- Rada P, Pardo V, Mobasher MA, Martínez IG, Ruiz L, González-Rodríguez A, Sánchez-Ramos C, Muntané J, Alemany S, James LP, Simpson KJ, Monsalve M, Valdecantos MP, Valverde AM. SIRT1 Controls Acetaminophen Hepatotoxicity by Modulating Inflammation and Oxidative Stress. *Antioxid Redox Sign.* 2018; 28(13): 1187-208. Article. IF: 5.828; Q1
- Saez-López P, González-Montalvo J I, Ojeda-Thies C, Mora-Fernández J, Muñoz-Pascual A, Cancio J M, Tarazona F J, Pareja T, Gómez-Campelo P, Montero-Fernández N, Alarcón T, Mesa-Lampre P, Larrainzar-Gar R, Duaso E, Gil-Garay E, Díez-Pérez A, Prieto-Alhambra D, Queipo-Matas R, Otero-Puime A. Spanish National Hip Fracture Registry (SNHFR): a description of its objectives, methodology and implementation. *Rev Esp Geriatr Gerontol.* 2018; 53(4): 188-95. Article. Not Indexed
- Salinero-Fort MA, Gómez-Campelo P, San Andrés-Rebollo FJ, Cardenas-Valladolid J, Abanades-Herranz JC, de Santa Pau EC, Chico-Moraleja RM, Beamud-Victoria D, de Miguel-Yanes JM, Jiménez-García R, López-de Andrés A, Ramallo-Farina Y, De Burgos-Lunar C. Prevalence of depression in patients with type 2 diabetes mellitus in Spain (the DIADEMA Study) : results from the MADIABETES cohort. *BMJ Open.* 2018; 8(9): e020768. Article. IF: 2.376; Q2
- Sallam T, Jones M, Thomas BJ, Wu XH, Gilliland T, Qian K, Eskin A, Casero D, Zhang ZY, Sandhu J, Salisbury D, Rajbhandari P, Civelek M, Hong C, Ito A, Liu X, Daniel B, Lusa AJ, Whitelegge J, Nagy L, Castrillo A, Smale S, Tontonoz P. Transcriptional regulation of macrophage cholesterol efflux and atherogenesis by a long noncoding RNA. *Nat Med.* 2018; 24(3): 304-12. Article. IF: 30.641; Q1
- Salmerón ML, Quintana-Aguar J, De la Rosa JV, López-Blanco F, Castrillo A, Gallardo G, Tabrauc C. Phenalenone-photodynamic therapy induces apoptosis on human tumor cells mediated by caspase-8 and p38-MAPK activation. *Mol Carcinogen.* 2018; 57(11): 1525-39. Article. IF: 3.411; Q2
- Sánchez A, Mengibar M, Fernández M, Alemany S, Heras A, Acosta N. Influence of Preparation Methods of Chitoooligosaccharides on Their Physicochemical Properties and Their Anti-Inflammatory Effects in Mice and in RAW264.7 Macrophages. *Mar Drugs.* 2018; 16(11): 430. Article. IF: 3.772; Q1
- Silva JC, de Oliveir EM, Turato WM, Trossini GHG, Maltarollo VG, Pitta MGR, Pitta IR, de las He-



3.3 Infectious Diseases and Immunity Area

Introduction 1

Executive summary 2

Information Groups by Area 3

3.1 Neuroscience Area

3.2 Cardiovascular Area

3.3 Infectious Diseases and Immunity Area

3.4 Large System Pathologies Area

3.5 Cancer and Human Molecular Genetics Area

3.6 Surgery, Transplant and Health Technologies Area

Associated Clinicians 4

Scientific Report

2016
2017
2018

ras B, Boscá L, Rudnicki M, Abdalla DSP. GQ-11: A new PPAR agonist improves obesity-induced metabolic alterations in LDLr^{-/-} mice. *Int J Obesity*. 2018; 42(5): 1062-72. Article. IF: 4.514; Q1

- Tamayo M, Martín-Nunes L, Val-Blasco A, Piedras MJ, Larriba MJ, Gómez-Hurtado N, Fernández-Velasco M, Delgado C. Calcitriol, the Bioactive Metabolite of Vitamin D, Increases Ventricular K⁺ Currents in Isolated Mouse Cardiomyocytes. *Front Physiol*. 2018;9: 1186. Article. IF: 3.201; Q2
- Taxonera C, Ponferrada A, Riestra S, Bermejo F, Saro C, Martín-Arranz MD, Cabriada JL, Barreiro-de Acosta M, de Castro ML, López-Serrano P, Barrio J, Suárez C, Iglesias E, Arguelles-Arias F, Ferrer I, Marin-Jiménez I, Hernández-Camba A, Bastida G, Van Domselaar M, Martínez-Montiel P, Olivares D, Rivero M, Fernández-Salazar L, Nantes O, Merino O, Alba C, Gisberty JP, Martín-Rodríguez MD, Botella B, Carpio D, Ceballos D, Verdejo C, Morales I, Legido J, Penate M, Chaparro M, Algaba A, de Francisco R. Serial Tuberculin Skin Tests Improve the Detection of Latent Tuberculosis Infection in Patients With Inflammatory Bowel Disease. *J Crohns Colitis*. 2018;12(11):1270-9. Article. IF: 7.827; Q1
- Val-Blasco A, Navarro-García JA, Tamayo M, Piedras MJ, Prieto P, Delgado C, Ruiz-Hurtado G, Rozas-Romero L, Gil-Fernández M, Zaragoza C, Boscá L, Fernández-Velasco M. Deficiency of NOD1 Improves the beta-Adrenergic Modulation of Ca²⁺ Handling in a Mouse Model of Heart Failure. *Front Physiol*. 2018; 9: 702. Article. IF: 3.201; Q2

Public projects

Avendaño Ortiz J. Contrato ayuda investigacion (PEJ15/BIO/AI-0021). CM. 2016-2018.

Management centre: FIBHULP

Boscá Gomar L. Consorcio para el estudio del fracaso renal agudo: fisiopatología, nuevas terapias, biomarcadores y modelos experimentales. CM. 2018-2021.

Management centre: IIBM-AS (CSIC-UAM)

Boscá Gomar L. Modulación inmunometabólica del macrófago a través de mTOR y de la señalización purinérgica para favorecer la estabilidad de la placa en la aterogénesis. MINECO. 2018-2020.

Management centre: IIBM-AS (CSIC-UAM)

Boscá Gomar L. SAFETOLL - Desarrollo de nuevas aplicaciones terapéuticas de aptoll en enfermedades vasculares y autoinmunes. MINECO. 2018-2019.

Management centre: IIBM-AS (CSIC-UAM)

Gómez Campelo P. Biobank platform (PT13/002/0015). ISCIII. 2014-2018.

Management centre: FIBHULP

Gómez Campelo P. Red de biobancos (PT17/0015/0025). ISCIII. 2018-2020.

Management centre: FIBHULP

López-Collazo E. tolerancia a endotoxinas: ¿una puerta hacia el tratamiento eficaz de la sepsis? (PI14/01234). ISCIII. 2016-2018.

Management centre: FIBHULP

López-Collazo EM. Contrato de estabilización Miguel Servet (I2). ISCIII, CAM. 2009-2018.

Management centre: FIBHULP

López-Collazo EM. The risk of infections in several pathologies: a thorough study with clinical tools development for personalised medicine (PIE15/00065). ISCIII. 2016-2018.

Management centre: FIBHULP

Martín Arranz Md. (RTC-2015-4004-1). Ministerio de Ciencia, Innovación y Universidades. 2016-2019.

Management centre: FIBHULP

Pérez de Diego R. Contrato Ramón y Cajal (RyC 2011-07597). MINECO. 2011-2018.

Management centre: FIBHULP

Private projects

Boscá Gomar L. Biomateriales basados en grafeno: macrófagos: caracterización funcional para su aplicación en patología cardiovascular. Fundación Ramón Areces. 2017-2019.

Management centre: CSIC-UAM

Boscá Gomar L. Characterization of the immunometabolic actions of trabectedin and pm01183 in murine and human macrophages: an approach to understand the role of these drugs on tumor associated macrophages (TAM). Pharmamar. 2018-2019.

Management centre: CSIC-UAM

Boscá Gomar L. Valoración de la cardioprotección frente a infarto de miocardio por administración de aptámeros antagonistas selectivos de TLR4 (aptámero 4ft-aptoll). Neotec-CSIC. 2018-2019.

Management centre: CSIC-UAM

Cantero Cid R. Generacion de microtejidos de colon tridimensionales automatizada para evaluación de fármacos antitumorales. Roche Farma S.A. 2017-Ongoing.

Management centre: FIBHULP

Cantero Cid R. Plataforma de ingeniería tisular e impresión 3D. Instituto Imdea Materiales. 2018-Ongoing.

Management centre: FIBHULP

Gómez Campelo P. Nodo científico Biobanco HULP. 2014-Ongoing.

Management centre: FIBHULP

Gómez Campelo P. Registro Nacional de Fracturas de Cadera. Estudio RNFC. Fundación Mutua Madrileña. 2018-Ongoing.



3.3 Infectious Diseases and Immunity Area



Introduction 1

Executive summary 2

Information Groups by Area 3

3.1 Neuroscience Area

3.2 Cardiovascular Area

3.3 Infectious Diseases and Immunity Area

3.4 Large System Pathologies Area

3.5 Cancer and Human Molecular Genetics Area

3.6 Surgery, Transplant and Health Technologies Area

Associated Clinicians 4

Scientific Report

2016
2017
2018

Management centre: FIBHULP

Martín Arranz MD. Efecto terapéutico de la administración colonoscópica de células madre mesenquimales derivadas de tejido adiposo humano de diferentes donantes (HASC) en un modelo de colitis de rata por enema de TNBS. Asociación de Médicos Especialista en Gastroenterología Area-5. 2010-Ongoing.

Management centre: FIBHULP

Martín Arranz MD. Estudio nacional en enfermedad inflamatoria intestinal sobre determinantes genéticos y ambientales. Eneida. Abbott Laboratories S.A. 2012-Ongoing.

Management centre: FIBHULP

Pérez de Diego R. Medicina de precisión en inmunodeficiencias primarias: desentrañando nuevas etiologías genéticas mediante aproximaciones “ómicas”. Fundación Ramón Areces. 2015-Ongoing.

Management centre: FIBHULP

Clinical trials

Martín Arranz E. Eficacia de los bolos intravenosos de corticoides más tratamiento con corticoides orales en comparación con corticoides orales en monoterapia para el tratamiento de la colitis. Type: Clinical Trial, phase IV.

HULP code: 5044. Sponsored's protocol code: CECUM.

Sponsored by: GETECCU (Grupo Español de Trabajo en Enfermedad de Crohn y Colitis Ulcerosa). Signed date: 21/03/2018

Martín Arranz MD. Ensayo abierto y a largo plazo de la seguridad del tratamiento con BI655130 en pacientes con colitis ulcerosa activa moderada o grave que han finalizado ensayos anteriores de BI655130. Type: Clinical Trial, phase II.

HULP code: 5142. Sponsored's protocol code: BI655130.

Sponsored by: Boehringer Ingelheim España, S.A. Signed date: 13/09/2018

Martín Arranz MD. Estudio abierto de extensión y supervisión de la seguridad de pacientes con colitis ulcerosa de moderada a grave previamente inscritos en estudios de fase III con Etrolizumab. Type: Clinical Trial, phase III.

HULP code: Anexo-II 4274. Sponsored's protocol code: GA28951.

Sponsored by: F.Hoffmann-La Roche LTD. Signed date: 20/04/2018

Martín Arranz MD. Estudio de ampliación de fase 3, multicéntrico, sin enmascaramiento en el que se evalúa Ozanimod por vía oral para la enfermedad de Crohn activa de moderada a grave. Type: Clinical Trial, phase III.

HULP code: 5025. Sponsored's protocol code: RPC01-3204.

Sponsored by: Celgene International SARRL. Signed date: 19/11/2018

Martín Arranz MD. Estudio de fase 3, aleatorizado, doble ciego, controlado con placebo y de grupos paralelos para evaluar la eficacia y la seguridad de SHP647 como tratamiento de inducción en sujetos con enfermedad de Crohn de moderada a grave (CARMEN CD 306). Type: Clinical Trial, phase III.

HULP code: 5085. Sponsored's protocol code: SHP647-306.

Sponsored by: Shire Human Genetic Therapies Inc. Signed date: 24/05/2018

Martín Arranz MD. Estudio de fase 3, aleatorizado, doble ciego, controlado con placebo y de grupos paralelos para evaluar la eficacia y la seguridad de SHP647 como tratamiento de mantenimiento en sujetos con enfermedad de Crohn de moderada a grave (CARMEN CD 307). Type: Clinical Trial, phase III.

HULP code: 5086. Sponsored's protocol code: SHP647-307.

Sponsored by: Shire Human Genetic Therapies Inc. Signed date: 24/05/2018

Martín Arranz MD. Estudio de fase 3, de extensión de seguridad a largo plazo de shp647 en sujetos con colitis ulcerosa de moderada a grave (AIDA). Type: Clinical Trial, phase III.

HULP code: Anexo-I 4965. Sponsored's protocol code: SHP647-304.

Sponsored by: Shire Human Genetic Therapies Inc. Signed date: 25/05/2018

Martín Arranz MD. Estudio de fase 3, multicéntrico, aleatorizado, con enmascaramiento doble y comparativo con placebo, en el que se evalúa Ozanimod por vía oral como tratamiento de mantenimiento para la enfermedad de Crohn activa de moderada a grave. Type: Clinical Trial, phase III.

HULP code: 5024. Sponsored's protocol code: RPC01-3203.

Sponsored by: Celgene International SARRL. Signed date: 19/11/2018

Martín Arranz MD. Estudio de fase III multicéntrico, doble ciego y controlado con placebo de la eficacia y seguridad de Etrolizumab durante la inducción y el mantenimiento en pacientes con colitis ulcerosa activa de moderada a grave resistentes o intolerantes a los inhibidores de FNT. Type: Clinical Trial, phase III.

HULP code: Anexo-II 4188. Sponsored's protocol code: GA28950.

Sponsored by: F.Hoffmann-La Roche LTD. Signed date: 04/06/2018

Martín Arranz MD. Estudio de fase III, aleatorizado, multicéntrico, doble ciego, con doble simulación, para evaluar la eficacia y seguridad de Etrolizumab comparado con Infliximab en pacientes con colitis ulcerosa activa entre moderada e intensa que no han recibido tratamiento previo con inhibidores de FNT. Type: Clinical Trial, phase III.

HULP code: Anexo-II 4273. Sponsored's protocol code: GA29103.

Sponsored by: F.Hoffmann-La Roche LTD. Signed date: 24/04/2018

Martín Arranz MD. Estudio de inducción en fase III, multicéntrico, aleatorizado, doble ciego, de grupos paralelos, controlado con placebo, para evaluar Mirikizumab en pacientes con colitis ulcerosa moderada o gravemente activa sin respuesta a los tratamientos convencionales. Type: Clinical Trial, phase III.



3.3 Infectious Diseases and Immunity Area



Introduction 1

Executive summary 2

Information Groups by Area 3

3.1 Neuroscience Area

3.2 Cardiovascular Area

3.3 Infectious Diseases and Immunity Area

3.4 Large System Pathologies Area

3.5 Cancer and Human Molecular Genetics Area

3.6 Surgery, Transplant and Health Technologies Area

Associated Clinicians 4

Scientific Report

2016
2017
2018

HULP code: 5099. Sponsored's protocol code: I6T-MC-AMAN.
Sponsored by: Eli Lilly Co UK Ltd. Signed date: 16/07/2018

Martín Arranz MD. Estudio de inducción multicéntrico, aleatorizado, doble ciego y comparado con placebo para evaluar la eficacia y la seguridad de Upadacitinib (ABT-494) en sujetos con enfermedad de Crohn de moderada a grave que han tenido una respuesta insuficiente o intolerancia a un tratamiento convencional pero no han presentado fracaso terapéutico con fármacos biológicos. Type: Clinical Trial, phase III.

HULP code: 4966. Sponsored's protocol code: M14-433.
Sponsored by: Abbvie Spain S.L.U. Signed date: 16/07/2018

Martín Arranz MD. Estudio de inducción multicéntrico, aleatorizado, doble ciego y comparado con placebo para evaluar la eficacia y la seguridad de Upadacitinib (ABT-494) en sujetos con enfermedad de Crohn de moderada a grave que han tenido una respuesta insuficiente o intolerancia a un tratamiento convencional pero no han presentado fracaso terapéutico con fármacos biológicos. Type: Clinical Trial, phase III.

HULP code: 4967. Sponsored's protocol code: M14-431.
Sponsored by: Abbott Laboratories S.A. Signed date: 24/07/2018

Martín Arranz MD. Estudio de inducción n° 1 fase 3, multicéntrico, aleatorizado, con enmascaramiento, doble y comparativo con placebo, en el que se evalúa Ozanimod por vía oral como tratamiento de inducción para la enfermedad de Crohn activa de moderada a grave. Type: Clinical Trial, phase III.

HULP code: 5022. Sponsored's protocol code: RPC01-3201.
Sponsored by: Celgene International SARL. Signed date: 13/09/2018

Martín Arranz MD. Estudio de mantenimiento en fase III, multicéntrico, aleatorizado, doble ciego, de grupos paralelos, controlado con placebo sobre Mirikizumab en pacientes con colitis ulcerosa activa de moderada a grave. (LUCENT 2). Type: Clinical Trial, phase III.

HULP code: 5100. Sponsored's protocol code: I6T-MC-AMBG.
Sponsored by: Eli Lilly Co UK Ltd. Signed date: 16/07/2018

Martín Arranz MD. Estudio en fase I abierto, aleatorizado, de grupos paralelos para evaluar la farmacocinética, la eficacia y la seguridad de CT-P13 subcutáneo y CT-P13 intravenoso en pacientes con enfermedad activa de Crohn y pacientes con colitis ulcerosa activa. Type: Clinical Trial, phase I.

HULP code: Anexo-I 4901. Sponsored's protocol code: CT-P13 I.6.
Sponsored by: Celltrion INC. Signed date: 16/03/2018

Martín Arranz MD. Estudio multicéntrico aleatorizado, doble ciego y controlado con placebo de mantenimiento y de extensión a largo plazo, para evaluar la eficacia y la seguridad de Upadacitinib (abt-494) en sujetos con enfermedad de Crohn que han finalizado los estudios M1. Type: Clinical Trial, phase III.

HULP code: 4968. Sponsored's protocol code: M14-430.

Sponsored by: Abbvie Deutschland GMBH. Signed date: 17/08/2018

Martín Arranz MD. Estudio multicéntrico de fase II/III, aleatorizado, doble ciego y controlado con placebo, para evaluar la seguridad y la eficacia del tratamiento de inducción con BI655130 en pacientes con colitis ulcerosa activa de moderada a grave que no han respondido. Type: Clinical Trial, phase II.

HULP code: 5011. Sponsored's protocol code: I368.5.
Sponsored by: Boehringer Ingelheim España, S.A. Signed date: 01/06/2018

Martín Arranz MD. Estudio multicéntrico, aleatorizado, doble ciego, controlado con placebo, prueba de concepto de Ustekinumab en pacientes con lupus eritematoso sistémico activo. Type: Clinical Trial, phase III.

HULP code: Anexo-II 4765. Sponsored's protocol code: CNTO1275CRD3005.
Sponsored by: Janssen Cilag International NV. Signed date: 14/06/2018

Martín Arranz MD. Estudio paralelo de fase IIA multicéntrico, aleatorizado, doble ciego y controlado con placebo para evaluar la eficacia y la seguridad de PRV-6527 (JNJ-40346527), un inhibidor del receptor del factor I estimulante de colonias, por vía oral, en pacientes con enfermedad de Crohn activa moderada o grave. Type: Clinical Trial, phase II.

HULP code: 5008. Sponsored's protocol code: PRV-6527-CD2A.
Sponsored by: Provention Bio INC. Signed date: 02/02/2018

Martín Arranz MD. Exploración de la posible interferencia de la microbiota intestinal en la respuesta clínica al Vedolizumab en pacientes con colitis ulcerosa. Type: EPA-SP.

HULP code: PI-3276. Sponsored's protocol code: FGA-VDE-2016-01.
Sponsored by: Fundació Hospital Vall D'Hebron. Signed date: 19/09/2018

Martín Arranz MD. Registro de exposición a largo plazo prospectivo y observacional de pacientes adultos con colitis ulcerosa moderada a grave. Type: Clinical Trial, phase EPA-SP.

HULP code: PI-2741. Sponsored's protocol code: CNTO148UCO4001.
Sponsored by: Mapi Life Sciences UK Limited. Signed date: 25/04/2018

Martín Arranz MD. Un estudio de búsqueda de dosis en fase II, multicéntrico, aleatorizado, doble ciego, controlado por placebo para evaluar la eficacia y la seguridad de IM-838 en terapia de inducción y mantenimiento en colitis ulcerosa de moderada a grave (CALDOSE-I). Type: Clinical Trial, phase II.

HULP code: Anexo-I 5023. Sponsored's protocol code: PS-IMU-838-UC.
Sponsored by: Immunic AG. Signed date: 17/09/2018

Martín Arranz MD. Un estudio de búsqueda de dosis en fase II, multicéntrico, aleatorizado, doble ciego, controlado por placebo para evaluar la eficacia y la seguridad de IMU-838 en terapia de inducción y mantenimiento en colitis ulcerosa de moderada



3.3 Infectious Diseases and Immunity Area



Introduction 1

Executive summary 2

Information Groups by Area 3

3.1 Neuroscience Area

3.2 Cardiovascular Area

3.3 Infectious Diseases and Immunity Area

3.4 Large System Pathologies Area

3.5 Cancer and Human Molecular Genetics Area

3.6 Surgery, Transplant and Health Technologies Area

Associated Clinicians 4

a grave (CALDOSE-1). Type: Clinical Trial, phase II.

HULP code: 5023.

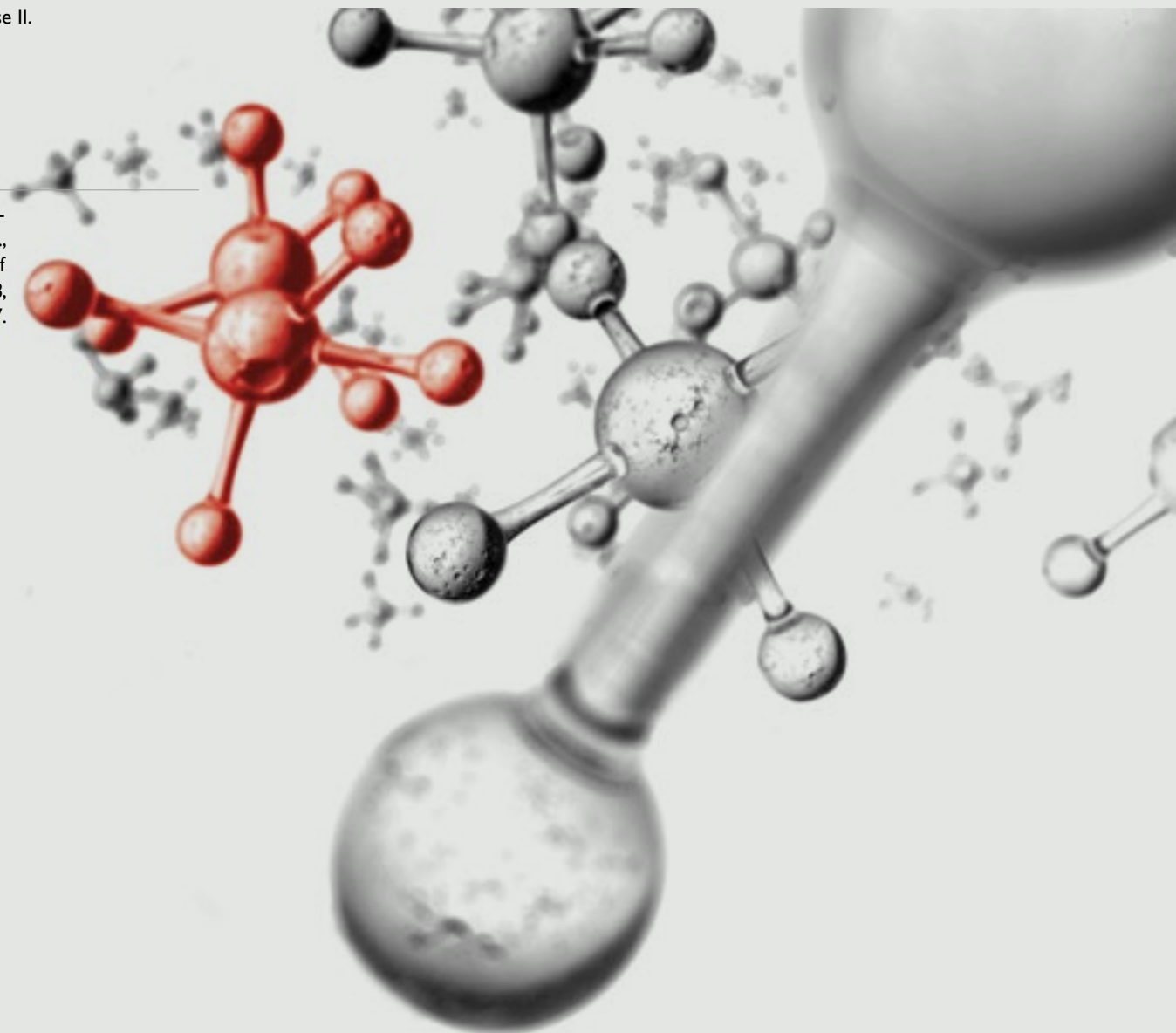
Sponsored's protocol code: PS-IMU-838-UC.

Sponsored by: Immunic AG.

Signed date: 05/06/2018

Patents and trademarks

Llamas Matías MA, López-Collazo E, inventors; FIBHULP, Llamas Matías MA, Empireo S.L., assignees. Method for determine the risk of developing an infectious disease. P201330768, PCT/ES2014/070434, EP3006570; 2013 May 27.



Scientific Report

2016
2017
2018



3.3 Infectious Diseases and Immunity Area



Introduction 1

Executive summary 2

Information Groups by Area 3

3.1 Neuroscience Area

3.2 Cardiovascular Area

3.3 Infectious Diseases and Immunity Area

3.4 Large System Pathologies Area

3.5 Cancer and Human Molecular Genetics Area

3.6 Surgery, Transplant and Health Technologies Area

Associated Clinicians 4

Scientific Report

2016
2017
2018



Publications: 8 Impact Factor: 39.201 QI: 1

Diagnosis and Treatment of Diseases Associated with Abnormalities of the Complement System Group

Margarita López Trascasa. Investigadora “ad honorem” IdiPAZ. Hospital Universitario La Paz. Profesora Asociada. Universidad Autónoma de Madrid

Pilar Sánchez Corral Gómez. Investigadora Senior (Contrato Miguel Servet - I2). Jefe de Laboratorio. Hospital Universitario La Paz

Fernando Corvillo Rodríguez. Investigador Postdoctoral. Hospital Universitario La Paz

Laura Espinosa Román. Jefa de Servicio Nefrología Pediátrica. Hospital Universitario La Paz

Irene Gómez Delgado. Investigadora predoctoral. Hospital Universitario La Paz

Alberto López Lera. Investigador Postdoctoral. Contratado CIBERER. Hospital Universitario La Paz

Marta Melgosa Hijosa. Facultativo Especialista de Área en Nefrología Infantil. Hospital Universitario La Paz

Pilar Nozal Aranda. Facultativo Especialista de Área en Inmunología. Investigadora postdoctoral. Hospital Universitario La Paz

César Vélez Casanova. Técnico de Laboratorio. Hospital Universitario La Paz

Strategic Objective

This is a national reference group for the study of primary or acquired defects in the complement system.

The main aim is to gain an understanding of the molecular mechanisms underlying

in complement deficiency or dysregulation in several human diseases, the majority of which are classified as rare diseases.

In this context, the group implements and applies various methodological strategies (immunological, biochemical, proteomic and genetic) to detect clinically relevant deficiencies or functional defects in complement components. By following a clearly translational approach, the group also develops new diagnostic tests which are implemented in the clinical practice, especially for treatment adjustment and patient follow-up.

The research lines could be classified as: screening and characterization of genetic or acquired complement defects that cause renal pathology (I), functional and molecular diagnosis of deficiencies affecting individual components of the complement system (II), diagnosis and molecular studies in Hereditary Angioedema and screening for disease modifying genes (III), study of pathogenic mechanisms in acquired lipodystrophies (IV).

Research Lines

- Screening and characterization of genetic and acquired Complement defects in renal disease
- Biochemical and molecular diagnosis of isolated Complement deficiencies



3.3 Infectious Diseases and Immunity Area

Introduction **1**

Executive summary **2**

Information Groups by Area **3**

3.1 Neuroscience Area

3.2 Cardiovascular Area

3.3 Infectious Diseases and Immunity Area

3.4 Large System Pathologies Area

3.5 Cancer and Human Molecular Genetics Area

3.6 Surgery, Transplant and Health Technologies Area

Associated Clinicians **4**

Scientific Report

2016
2017
2018

- Screening and molecular characterization of disease modifying genes in Hereditary Angioedema
- Genetic and immunological mechanisms associated with Complement dysregulation in partial lipodystrophy

Research Activity

Doctoral theses

Corvillo Rodríguez F. Estudio de los mecanismos inmunopatológicos en lipodistrofias adquiridas de tipo parcial y generalizado[dissertation]. Madrid: UAM: 2018(22/06/18).

Director: López Trascasa M.

Books and book chapters

Melgosa Hijosa M. Epidemiología y etiología de la enfermedad renal crónica. In: Florentín de Merech L, Flores J, Ferrari J. Guía de trasplante renal pediátrico. Madrid: EFACIM, 2018. p.3-25

Publications

- Bermejo EM, Caballero T, López-Trascasa M, Peregrín PC, Herrera JG. Acquired angioedema with Anti-C1-inhibitor autoantibodies during assisted reproduction techniques. *J Invest Allerg Clin.* 2018; 28(1): 62-4. Editorial Material. IF: 3.802; Q2.
- Corvillo F, Aparicio V, López-Lera A, Garrido S, Araujo-Vilar D, de Miguel MP, López-Trascasa M. Autoantibodies against perilipin 1 as a cause of acquired generalized lipodystrophy. *Front Immunol.* 2018; 9: 2142. Article. IF: 4.716; Q2
- Corvillo F, López-Trascasa M. Acquired partial lipodystrophy and C3 glomerulopathy: Dysregulation of the complement system as a common pathogenic mechanism. *Nefrología.* 2018; 38(3): 258-66. Review. IF: 1.439; Q4
- de Jorge EG, Lera AL, Bayarri-Olmos R, Yébenes H, López-Trascasa M, de Córdoba SR. Common and rare genetic variants of complement components in human disease. *Mol Immunol.* 2018; 102: 42-57. Article. IF: 3.064; Q2
- Jiménez-Reinoso A, Marín AV, Subías M, López-Lera A, Román-Ortiz E, Payne K, MCS, Arbore G, Kolev M, Freeley SJ, Kemper C, Tangye SG, Fernandez-Malave E, de Córdoba SR, López-Trascasa M, Regueiro JR. Human plasma C3 is essential for the development of memory B, but not T, lymphocytes. *J Allergy Clin Immunol.* 2018; 141(3): 1151-4. Letter. IF: 14.11; D1
- Loules G, Zamanakou M, Parsopoulou F, Vatsiou S, Psarros F, Csuka D, Porebski G, Obtulowicz K, Valeriewa A, Staevska M, López-Lera A, López-Trascasa M, Moldován D, Magerl M, Maurer M, Speletas M, Farkas H, Germenis AE. Targeted next-generation sequencing for the molecular diagnosis of hereditary angioedema due to C1-inhibitor deficiency. *Gene.* 2018; 667: 76-82. Article. IF: 2.638; Q2

- Pouw RB, Delgado IG, Lera AL, de Córdoba SR, Wouters D, Kuijpers TW, Sánchez-Corral P. High complement factor H-related (FHR)-3 levels are associated with the atypical hemolytic-uremic syndrome-risk allele CFHR3*B. *Front Immunol.* 2018; 9: 848. Article. IF: 4.716; Q2
- Sánchez-Corral P, Pouw RB, López-Trascasa M, Jozsi M. Self-damage caused by dysregulation of the complement alternative pathway: Relevance of the factor H protein family. *Front Immunol.* 2018; 9: 1607. Review. IF: 4.716; Q2

Public projects

López Trascasa M. COMPLEMENTO II-CM - El sistema del complemento en salud y enfermedad (S2017/BMD-3673). CM. 2018-2019.

Management centre: FIBHULP

López Trascasa M. Nuevos biomarcadores en enfermedades mediadas por el sistema del complemento (PI15/00255). ISCIII. 2016-2018.

Management centre: FIBHULP

Sánchez-Corral Gómez P. Contrato de estabilización I2. CM. 2008-2018.

Management centre: FIBHULP

Sánchez-Corral Martínez P. Nefropatías asociadas con desregulación del complemento: estudio de factores de riesgo y evolución mediante proteómica traslacional (PI16/00723). ISCIII. 2017-2019.

Management centre: FIBHULP

Private projects

Sánchez-Corral Gómez P. Contribución de variantes de las proteínas FHRS (Factor H-Retaled) del complemento en patología renal. Fundación Senefro. 2018-Ongoing.

Management centre: FIBHULP

Clinical trials

Espinosa Román L. Carga de la enfermedad de la hipofosfatemia ligada al cromosoma X (XLH-QoL en adelante). Type: NO-EPA.

HULP code: PI-3004. Sponsored's protocol code: XLH-QoL-2017-02.

Sponsored by: Kyowa Kirin Farmaceutica S.L.U. Signed date: 18/01/2018

Patents and trademarks

López Trascasa M, authors; FIBHULP, assignee. Brand name: COMPLEMENTest; CM 009.658.791; 2011, January 14.





3.3 Infectious Diseases and Immunity Area



Introduction 1

Executive summary 2

Information Groups by Area 3

3.1 Neuroscience Area

3.2 Cardiovascular Area

3.3 Infectious Diseases and Immunity Area

3.4 Large System Pathologies Area

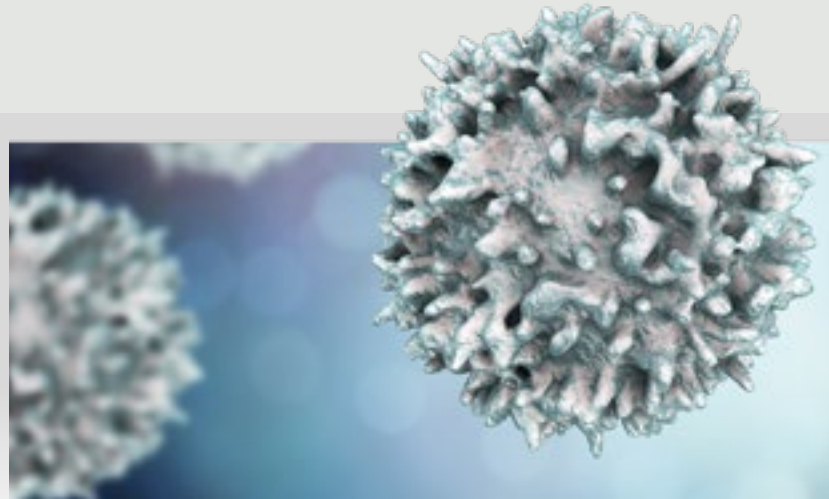
3.5 Cancer and Human Molecular Genetics Area

3.6 Surgery, Transplant and Health Technologies Area

Associated Clinicians 4

Scientific Report

2016
2017
2018



Lymphocyte Pathophysiology in Immunodeficiencies Group

Publications: **17** Impact Factor: **97.987** QI: **8**

Eduardo López Granados. Coordinador de Inmunología. Hospital Universitario La Paz
Francisco Javier Alves Ferreira. Facultativo Especialista de Área en Anatomía Patológica. Hospital Universitario La Paz
María Coronel Díaz. Técnico especialista de Laboratorio
Lucía del Pino Molina. Investigadora Postdoctoral. Hospital Universitario La Paz
Diego Plaza López de Sabando. Facultativo Especialista de Área en Hemato-Oncología Pediátrica. Hospital Universitario La Paz
Ángel Julián Robles Marhuenda. Facultativo Especialista de Área en Medicina Interna. Hospital Universitario La Paz
Rebeca Rodríguez Pena. Facultativo Especialista de Área en Inmunología. Hospital Universitario La Paz
María Carmen Salcedo Moreno. Técnico de Laboratorio. Hospital Universitario La Paz
Ana Sastre Urguelles. Facultativo Especialista de Área en Hemato-Oncología Pediátrica. Hospital Universitario La Paz
Elena Sánchez Zapardiel. Facultativo Especialista de Área en Inmunología. Hospital Universitario La Paz
Juan Manuel Torres Canizales. Médico Inmunólogo. Hospital Universitario La Paz

Strategic Objective

Our group attempts to unravel the molecular bases of primary immunodeficiencies (PIDs), a large group of rare conditions (more than 350 types described so far) that virtually affect any cell type of the immune system and increase the risk of infections, autoimmunity and cancer in patients. We take a multidisciplinary clinical, anatomic, genetic, epigenetic and functional approach. By correlating clinical and experimental data, we aim to achieve a better understanding of these rare diseases and lay the grounds for, repurposed or new, more effective treatments.

Taking advantage of the knowledge and resources developed to dissect the immune system in PIDs, we are developing new schemes for immune monitoring of transplanted patients, to better estimate immunosuppression and tolerance, and early detection of severe complications as infections and rejection. Finally, we explore novel approaches for monitoring, and fine tuning.



3.3 Infectious Diseases and Immunity Area

Introduction 1

Executive summary 2

Information Groups by Area 3

3.1 Neuroscience Area

3.2 Cardiovascular Area

3.3 Infectious Diseases and Immunity Area

3.4 Large System Pathologies Area

3.5 Cancer and Human Molecular Genetics Area

3.6 Surgery, Transplant and Health Technologies Area

Associated Clinicians 4

Scientific Report

2016
2017
2018

Research Lines

- To define the anatomical, cellular, molecular and (epi)genetic bases of immunological dysfunction in patients diagnosed with primary immunodeficiency in our clinic
- The maturation and functional specialization of human B lymphocytes, and its pathophysiology in primary and secondary antibody immunodeficiencies
- The analysis of the immunological reconstitution after haemopoietic stem cell transplantation, and the discovery and clinical validation of immunological biomarkers for immunosuppression and tolerance in solid organ transplantation
- The development and clinical implementation of patient-tailored monitoring schemes of immunotherapies in wide clinical use

Research Activity

Books and book chapters

López Granados E, del Pino Molina L. Inmunodeficiencias primarias. Presentación en adultos. In: López Granados E, Rodríguez Pena R, Regueiro JR. Diagnóstico y monitorización inmunológica de las inmunodeficiencias primarias y secundarias. España: Elsevier, 2018. p.59-69

Rodríguez Pena R. Genética de las inmunodeficiencias primarias. In: López Granados E, Rodríguez Pena R, Regueiro JR. Diagnóstico y monitorización inmunológica de las inmunodeficiencias primarias y secundarias. España: Elsevier, 2018. p.95-108

López Granados E. Late-Onset combined Immunodeficiencies (LOCID). In: Milco D'Elíos M, Rizzi M. Humoral primary immunodeficiencies. Switzerland: Springer, 2018. p.57-66

Publications

- Arranz EM, Arranz MDM, Robredo T, Mancheno-Corvo P, Menta R, Alves FJ, de Parga JMS, Sanz PM, de la Rosa O, Buscher D, Lombardo E, de Miguel F. Endoscopic submucosal injection of adipose-derived mesenchymal stem cells ameliorates TNBS-induced colitis in rats and prevents stenosis. *Stem Cell Res Ther.* 2018; 9: 95. Article. IF: 4.627; Q1
- Bello IF, Jiménez-Yuste V, de Paz R, Salces MM, Sanz RJ, Manzano EM, Arias-Salgado EG, Román MTA, Pollmar MIR, Goyanes I, Butta NV. Factors involved in maintaining haemostasis in patients with myelodysplastic syndrome. *Thromb Haemostasis.* 2018; 118(4): 734-44. Article. IF: 4.733; Q1
- Berruero R, Dapena JL, Sebastián E, Sastre A. Controversies in the treatment of paediatric immune thrombocytopenia. *An Pediatr.* 2018; 89(3): 189.e1-e8. Article. IF: 1.166; Q3
- Blanco E, Pérez-Andrés M, Arriba-Méndez S, Contreras-Sanfeliciano T, Criado I, Pelak O, Serra-Caetano A, Romero A, Puig N, Remesal A, Canizales JT, López-Granados E, Kalina T, Sousa AE, van

Zelm M, van der Burg M, van Dongen JJM, Orfao A. Age-associated distribution of normal B-cell and plasma cell subsets in peripheral blood. *J Allergy Clin Immunol.* 2018; 141(6): 2208-19. Article. IF: 14.11; D1

- de Valles-Ibáñez G, Esteve-Solé A, Piquer M, González-Navarro EA, Hernández-Rodríguez J, Layouni H, González-Roca E, Plaza-Martín AM, Deya-Martínez A, Martín-Nalda A, Martínez-Gallo M, García-Prat M, del Pino-Molina L, Cusco I, Codina-Sola M, Batlle-Maso L, Solis-Moruno M, Marqués-Bonet T, Bosch E, López-Granados E, Arostegui JI, Soler-Palacín P, Colobran R, Yagüe J, Alsina L, Juan M, Casals F. Evaluating the genetics of common variable immunodeficiency: Monogenic model and beyond. *Front Immunol.* 2018; 9: UNSP636. Article. IF: 4.716; Q2
- Fernández L, Leivas A, Valentín J, Escudero A, Corral D, de Paz R, Vela M, Bueno D, Rodríguez R, Torres JM, Díaz-Almirón M, López-Collazo E, Martínez-López J, Pérez-Martínez A. How do we manufacture clinical-grade interleukin-15-stimulated natural killer cell products for cancer treatment? *Transfusion.* 2018; 58(6): 1340-7. Article. IF: 3.111; Q2
- García-Morato MB, Santos FJA, Briones AC, Moreno AB, Mate AD, Domínguez-Soto A, Merino MJB, Molina LD, Canizales JT, Marín AV, García EV, Rodríguez MF, Sabando DPL, Jiménez-Reinoso A, del Castillo YM, Santaefemia FJS, de Lucas-Laguna R, Cardenas PP, Polo LC, Díaz MC, Vales-Gómez M, Santiago ER, Cerdán AF, Blanco JN, Corbi AL, Reyburn HT, Regueiro JR, López-Granados E, Pena RR. New human combined immunodeficiency caused by interferon regulatory factor 4 (IRF4) deficiency inherited by uniparental isodisomy. *J Allergy Clin Immunol.* 2018; 141(5): 1924-7. Article. IF: 14.11; D1
- Gutiérrez-Camino A, Umérez M, Martín-Guerrero I, de Andoín NG, Santos B, Sastre A, Echevarría-Barona A, Astigarraga I, Navajas A, García-Orad A. Mir-pharmacogenetics of Vincristine and peripheral neurotoxicity in childhood B-cell acute lymphoblastic leukemia. *Pharmacogenomics J.* 2018; 18(6): 704-12. Article. IF: 3.503; Q2
- Gutiérrez-Camino A, Umérez M, Santos B, Martín-Guerrero I, de Andoín NG, Sastre A, Navajas A, Astigarraga I, García-Orad A. Pharmacoeigenetics in childhood acute lymphoblastic leukemia: involvement of miRNA polymorphisms in hepatotoxicity. *Epigenomics-Uk.* 2018; 10(4): 409-17. Article. IF: 4.404; Q1
- Gutiérrez-Camino A, Martín-Guerrero I, Dolzan V, Jazbec J, Carbone-Baneres A, García de Andoín N, Sastre A, Astigarraga I, Navajas A, García-Orad A. Involvement of SNPs in miR-3117 and miR-3689d2 in childhood acute lymphoblastic leukemia risk. *Oncotarget.* 2018; 9(33): 22907-14. Article. IF: 5.168; Q1
- López-Granados L, Torrent M, Sastre A, González-Vicent M, de Heredia CD, Argiles B, Pascual A, Pérez-Hurtado JM, Sissini L, Díaz MA, Elorza I, Dasi MA, Badell I. Reduced-intensity conditioning haematopoietic stem cell transplantation in genetic diseases: Experience of the Spanish Working Group for Bone Marrow Transplantation in Children. *An Pediatr.* 2018; 88(4): 196-203. Article. IF: 1.166; Q3
- Mahon FX, Boquimpani C, Kim DW, Benyamini N, Clementino NCD, Shuvaev V, Ailawadhi S, Lipton JH, Turkina AG, De Paz R, Moiraghi B, Nicolini FE, Dengler J, Sacha T, Takahashi N, Fellague-Chebra R, Acharya S, Wong S, Jin Y, Hughes TP. Treatment-free remission after second-line nilotinib treatment in patients with chronic myeloid leukemia in chronic phase. *Ann Intern Med.* 2018; 168(7): 461-70. Article. IF: 19.315; D1



3.3 Infectious Diseases and Immunity Area



Introduction 1

Executive summary 2

Information Groups by Area 3

3.1 Neuroscience Area

3.2 Cardiovascular Area

3.3 Infectious Diseases and Immunity Area

3.4 Large System Pathologies Area

3.5 Cancer and Human Molecular Genetics Area

3.6 Surgery, Transplant and Health Technologies Area

Associated Clinicians 4

Scientific Report

2016
2017
2018

- Manzano-Gamero V, Pardo-Cabello AJ, Vargas-Hitos JA, Zamora-Pasadas M, Navarrete-Navarrete N, Sabio JM, Jáimez-Gámiz L, Ríos-Fernández R, Ortego-Centeno N, Ayala-Gutiérrez MM, de Ramón E, Colodro-Ruiz A, Mico-Giner L, Castillo-Palma MJ, Robles-Marhuenda A, Luna-del Castillo JD, Jiménez-Alonso J. Effect of ethnicity on clinical presentation and risk of antiphospholipid syndrome in Roma and Caucasian patients with systemic lupus erythematosus: a multicenter cross-sectional study. *Int J Rheum Dis*. 2018; 21(11):2028-35. Article. IF: 1.938; Q4
- Marhuenda AR. Reply to "Observations on native valve endocarditis caused by *Kocuria kristinae*". *Enferm Infecc Micr Cl*. 2018; 36(2): 147. Letter. IF: 1.685; Q4
- Robles-Marhuenda A, Vaca M, Romero P, Ferreira A, López-Granados E, Arnalich F. Francisella philomiragia: Think of Chronic Granulomatous Disease. *J Clin Immunol*. 2018; 38(3): 257-9. Letter. IF: 4.128; Q2
- Sisinni L, Gasior M, de Paz R, Querol S, Bueno D, Fernández L, Marsal J, Sastre A, Gimeno R, Alonso L, Badell I, López-Granados E, Torres J, Medina L, Torrent M, de Heredia CD, Escudero A, Pérez-Martínez A. Unexpected high incidence of human herpesvirus-6 encephalitis after naive T cell-depleted graft of haploidentical stem cell transplantation in pediatric patients. *Biol Blood Marrow Tr*. 2018; 24(11): 2316-23. Article. IF: 3.599; Q2
- Vela M, Corral D, Carrasco P, Fernández L, Valentín J, González B, Escudero A, Balas A, de Paz R, Torres J, Leivas A, Martínez-López J, Pérez-Martínez A. Haploidentical IL-15/41 BBL activated and expanded natural killer cell infusion therapy after salvage chemotherapy in children with relapsed and refractory leukemia. *Cancer Lett*. 2018; 422: 107-17. Article. IF: 6.508; Q1

Public projects

López Granados E. Desregulación de la expresión génica del linfocito B en la inmunodeficiencia común variable: papel de la epigenética y los microRNAs (PII 6/01605). ISCIII. 2017-2019.

Management centre: FIBHULP

Private projects

López Granados E. Actualización y renovación de la actividad en el Servicio de Inmunología del Hospital Universitario La Paz. Octapharma S.A. 2012-Ongoing.

Management centre: FIBHULP

López Granados E. Aplicaciones clínicas de la monitorización inmunológica avanza en el trasplante de órgano sólido infantil. Fundación Mutua Madrileña. 2014-Ongoing.

Management centre: FIBHULP

López Granados E. Cáncer, fallo medular e inmunodeficiencia en niños, un esfuerzo integrado para comprender sus bases moleculares y mejorar su diagnóstico y pronóstico clínico. Fundación Asociación Española contra el Cáncer. 2014-Ongoing.

Management centre: FIBHULP

López Granados E. Estudio de la respuesta antiviral T mediante ensayo de OX40 y su correlación con la terapia inmunosupresora para una monitorización individualizada del niño trasplantado. Cytognos. 2015-Ongoing.

Management centre: FIBHULP

López Granados E. XII Reunión del Registro Español Inmunodeficiencias Primaria. Grifols Movaco S.A. 2015-Ongoing.

Management centre: FIBHULP

Clinical trials

Sastre Urguelles A. Estudio de fase I/II, multicéntrico, abierto, a un solo brazo, de Ruxolitinib añadido a corticosteroides en pacientes pediátricos con enfermedad aguda de injerto contra huésped de grado II-IV tras trasplante alogénico de células madre hematopoyéticas. Type: Clinical Trial, phase I.

HULP code: 5119. Sponsored's protocol code: 5119 CINC424F12201.

Sponsored by: Novartis Farmaceutica S.A. Signed date: 02/07/2018

Sastre Urguelles A. Ensayo clínico fase I/2 de un brazo para evaluar la seguridad y la eficacia del Mesilato de Eribulina en combinación con Irinotecán en niños con tumores sólidos refractarios o recurrentes. Type: Clinical Trial, phase I.

HULP code: Ccontrato 5125. Sponsored's protocol code: E7389-G000-213.

Sponsored by: Eisai Europe Limited. Signed date: 02/10/2018

Robles Marhuenda AJ. Estudio aleatorizado, doble ciego, controlado por placebo, de 52 semanas de duración para evitar los acontecimientos adversos de especial interés en adultos con lupus eritematoso sistémico activo, con anticuerpos positivos, que toman Belimumab. Type: Clinical Trial, phase IV.

HULP code: Anexo-II 4282. Sponsored's protocol code: HGS1006-C1113.

Sponsored by: Human Genome Sciences Inc. Signed date: 28/09/2018

Sastre Urguelles A. Programa de registro europeo de Evoltra®: LLA pediátrica. Type: EPA-LA.

HULP code: Anexo-I 3372. Sponsored's protocol code: CLO-08708.

Sponsored by: Genzyme Europe Bv. Signed date: 19/02/2018

Patents and trademarks

Van Dongen JJM, Orfao de Matos Correia E Vale JA, Van Der Burg M, Pérez Andrés M, Van Zelm MC, Kalina T, Vlkova M, López Granados E, Blanco Álvarez E, Kienzler AK, inventors; Erasmus University Medical Center Rotterdam, assignee. Reagents, methods, and kits for diagnosing primary immunodeficiencies. PCT/NL2015/050762, US62/072,498; 2014 Oct 30.



3.3 Infectious Diseases and Immunity Area



Introduction

1

Executive summary

2

Information Groups by Area

3

3.1 Neuroscience Area

3.2 Cardiovascular Area

3.3 Infectious Diseases and Immunity Area

3.4 Large System Pathologies Area

3.5 Cancer and Human Molecular Genetics Area

3.6 Surgery, Transplant and Health Technologies Area

Associated Clinicians

4

Scientific Report

2016
2017
2018



Drug Hypersensibility and Innate Immune Response Group

Publications: 16 Impact Factor: 33.459 Q1: I

Teresa Bellón Heredia. Investigadora Senior (Contrato Miguel Servet -I2). Jefe de laboratorio. Hospital Universitario La Paz

María del Rosario Cabañas Moreno. Facultativo Especialista de Área en Alergología. Hospital Universitario La Paz

Jessica González Ramos. Médico Interno Residente en Dermatología. Hospital Universitario La Paz

Aranzazú Isabel Rodríguez Sanz. Investigadora Postdoctoral. Hospital Universitario La Paz

Gaston Roustán Gullón. Facultativo Especialista de Área en Dermatología. Hospital Universitario Puerta de Hierro. Profesor Asociado. Facultad de Medicina. Universidad Autónoma de Madrid

Strategic Objective

Cutaneous adverse drug reactions are unpredictable and represent a plethora of skin diseases with various degrees of severity. The spectrum ranges from mild to potentially fatal multisystem maladies. Those of most concern are usually referred to as severe cutaneous adverse reactions (SCARs), and include acute generalized exanthematous pustulosis (AGEP), drug reaction with eosinophilia and systemic symptoms (DRESS), also known as drug induced hypersensitivity syndrome or hypersensitivity syndrome (DIHS/HSS), Stevens-Johnson's syndrome (SJS), and toxic epidermal necrolysis (TEN). Among them, SJS and TEN are the most severe clinical entities and are nowadays considered as variants of the same disease characte-

rized by keratinocyte necrosis and epidermal detachment with the formation of subepidermal bullae. From the immunopathogenic point of view, SCARs are T-cell mediated type IV hypersensitivity reactions. However, T cells can orchestrate different types of immune responses and this functional heterogeneity has led to a further sub-classification into type IVa-IVd hypersensitivity that considers the distinct cytokine production pattern by T cell subpopulations, and emphasizes the participation of different effector cells causing inflammation and tissue damage. Current knowledge supports the active participation of cytotoxic lymphocytes in different clinical entities.

Our project aims to a better understanding of the immune mechanisms underlying the etiopathogenesis of these diseases. The study is performed in the framework of the consortium PIELenRed (Plataforma interdisciplinar para el estudio de reacciones cutáneas graves en red) integrated by researchers belonging to different hospitals in Madrid.

Reactivation of latent herpesvirus has been described during the development of some of the previously mentioned clinical entities. In order to improve our understanding of the behaviour of the immune system during viral replication, collaboration has been established with the Kidney Transplant Unit (Nephrology Service, HULP). Kidney transplant recipients are being followed immediately before and after transplant in order to identify patients with active CMV replication.



3.3 Infectious Diseases and Immunity Area



Introduction 1

Executive summary 2

Information Groups by Area 3

3.1 Neuroscience Area

3.2 Cardiovascular Area

3.3 Infectious Diseases and Immunity Area

3.4 Large System Pathologies Area

3.5 Cancer and Human Molecular Genetics Area

3.6 Surgery, Transplant and Health Technologies Area

Associated Clinicians 4

Scientific Report

2016
2017
2018

General objectives for the next 5 years

The main objectives are:

- I) Biobanking of samples of severe cutaneous adverse reactions to medications (DRESS, AGEP and SJS/TEN) associated to the registry PIELenRed, and integrated in the international registry RegiSCAR.
- II) To investigate in vitro test for drug causality assessment.
- III) To explore the involvement of the innate immune response (in particular natural cytotoxic activity) during the development of SCARs.
- IV) Identification of biomarkers of susceptibility.
- V) To find biomarkers for disease and response to treatments.
- VI) To explore the potential of microRNAs in SJS/TEN as biomarkers of disease and of response to treatments, as well as their relationship with pathogenic mechanisms.
- VII) To analyze the evolution of the cytotoxic response in patients with CMV replication.
- VIII) Compare the innate immune response in patients with CMV replication after kidney transplant and in patients with SCARs.

Research Lines

- Biobanking of biological samples from patients with severe cutaneous adverse reactions to medications (DRESS, AGEP and SJS/TEN)
- Development and evaluation of in vitro tests for drug causality assessment
- Identification of biomarkers of susceptibility
- Involvement of NK receptors in the etiopathogenesis of Stevens-Johnson syndrome /Toxic epidermal necrolysis (SJS/TEN)
- Differential analysis of the cytokine pattern involved in different SCARs (AGEP, DRESS and SJS/TEN)
- Analysis of miRNAs as biomarkers of disease and response to treatments

Research Activity

Publications

- Alegria-Landa V, Najera L, Massa DS, Roustan G, del Río M, Kutzner H, Requena L. Primary subcutaneous synovial sarcoma: First reported subcutaneous case showing TLE1 immunoreactivity. *Am J Dermatopathol.* 2018; 40(10): 772-7. Article. IF: 1.106; Q4
- Antolín-Amerigo D, Sánchez-González MJ, Barbarroja-Escudero J, Ayuso-Peralta L, Bellón-Heredia T, Ortega-Berrueto MA, Álvarez-Mon M, Rodríguez-Rodríguez M. Delayed hypersensitivity

reaction to oral dimethyl fumarate. *J Invest Allerg Clin.* 2018; 28(3): 201-3. Editorial Material. IF: 3.802; Q2

- Blanca-López N, Somoza-Álvarez ML, Bellón T, Amo G, Canto G, Blanca M. NSAIDs hypersensitivity: questions not resolved. *Curr Opin Allergy Cl.* 2018; 18(4): 291-301. Review. IF: 3.014; Q3
- Bobolea I, del Pozo V, Sanz V, Cabañas R, Fiandor A, Alfonso-Carrillo C, Salcedo MA, Revuelto RH, Quirce S. Aspirin desensitization in aspirin-exacerbated respiratory disease: New insights into the molecular mechanisms. *Resp Med.* 2018; 143: 39-41. Article. IF: 3.237; Q2
- Caballero T, Zanichelli A, Aberer W, Maurer M, Longhurst HJ, Bouillet L, Andresen I. Effectiveness of icatibant for treatment of hereditary angioedema attacks is not affected by body weight: findings from the Icatibant Outcome Survey, a cohort observational study. *Clin Transl Allergy.* 2018; 8: 11. Article. IF: 4.232; Q2
- Cabañas R, Calderón O, Ramírez E, Fiandor A, Caballero T, Heredia R, Herranz P, Madero R, Quirce S, Bellón T. Sensitivity and specificity of the lymphocyte transformation test in drug reaction with eosinophilia and systemic symptoms causality assessment. *Clin Exp Allergy.* 2018; 48(3): 325-33. Article. IF: 4.471; Q2
- Fernández IS, Massa DS, Gullón GR. Feohifomicosis in a renal and pulmonary transplant patient. *Med Clin-Barcelona.* 2018; 151(9): 374-5. Letter. IF: 1.277; Q3
- Fernández IS, Sanz MS, Martínez RC, Roldán FA, Botello LN, Gullón GR. Acute hemorrhagic lesions in an immunosuppressed patient. *Int J Dermatol.* 2018; 57(6): 729-31. Article. IF: 1.794; Q3
- Gómez-Zubiaur A, Alfageme F, Martínez-Lorenzo E, Roustan G. Diagnostic and therapeutic implications of ultrasound imaging of perianal fistulous tracts in patients with suspected hidradenitis suppurativa. *Actas Dermosifiliogr.* 2018; 109(9): 845-7. Letter. Not Indexed
- Martínez-Mera C, Roldán FA, Massa DS, Gullón GR. Ultrasound of pancreatic panniculitis. *Skin Res Technol.* 2018; 24(4): 704-6. Letter. IF: 1.657; Q3
- Monge-Ortega OP, Cabañas R, Fiandor A, Domínguez-Ortega J, González-Muñoz M, Quirce S, Lluch-Bernal M, Ballón T. Overlap between DRESS syndrome and exanthema induced by sulfadiazine in a patient treated with sulfamethoxazole: Utility of the lymphocyte transformation test for identification of the culprit drug. *J Invest Allerg Clin.* 2018; 28(2): 132-4. Editorial Material. IF: 3.802; Q2
- Naderizadeh SH, Sierra CV, Gallego LM, Robles BJJ, Roustan-Gullón LG. Mucocutaneous Leishmaniasis in immunocompromised patients: Report of 4 cases in Spain. *Actas Dermosifiliogr.* 2018; 109(3): 281-4. Letter. Not Indexed
- Ossorio M, Martínez V, Bajo MA, del Peso G, Castro MJ, Romero S, Selgas R, Bellón T. Prominent levels of the Profibrotic Chemokine CCL18 during Peritonitis: In vitro downregulation by vitamin D receptor agonists. *Biomed Res Int.* 2018; 6415892. Article. IF: 2.197; Q3
- Rodríguez-Martín S, Martín-Merino E, Lerma V, Rodríguez-Miguel A, González O, González-Herrada C, Ramírez E, Bellón T, de Abajo FJ. Active surveillance of severe cutaneous adverse reactions: A case-population approach using a registry and a health care database. *Pharmacoepidem Dr S.* 2018; 27(9): 1042-50. Article. IF: 2.87; Q1
- Sigüenza-Sanz M, Alfageme-Roldán F, Salguero-Fernández I, Roustan-Gullón G. The utility of ultrasound in the diagnosis of muscle hernias in the dermatology clinic. *Actas Dermosifiliogr.* 2018; 109(9): 842-4. Letter. Not Indexed



3.3 Infectious Diseases and Immunity Area



Introduction 1

Executive summary 2

Information Groups by Area 3

3.1 Neuroscience Area

3.2 Cardiovascular Area

3.3 Infectious Diseases and Immunity Area

3.4 Large System Pathologies Area

3.5 Cancer and Human Molecular Genetics Area

3.6 Surgery, Transplant and Health Technologies Area

Associated Clinicians 4

Scientific Report

2016
2017
2018

- Vilas-Sueiro A, Alfageme-Roldán F, Najera P, Roustán G. Our experience with strain elastography in 2 cases of suspected malignant subcutaneous lesions. *Actas Dermosifiliogr.* 2018; 109(3):273-5. Letter. Not Indexed

Public projects

Bellón Heredia T. Contrato de estabilización (I2). CM. 2007-2019.

Management centre: FIBHULP

Bellón Heredia T. Lesiones cutáneas graves asociadas a medicamentos: registro de casos para la vigilancia epidemiológica, evaluación del manejo clínico y estudio de determinantes y mecanismo biológicos (PI13/01768). ISCIII. 2014-2018.

Management centre: FIBHULP

Private projects

Bellón Heredia T. Enfermedad por CMV después del trasplante renal. Importancia de la monitorización inmunológica: respuesta específica T CD8 y expresión de CD94/NKG2C en relación con el rechazo. Roche Farma S.A. 2010-Ongoing.

Management centre: FIBHULP

Bellón Heredia T. Formación en la investigación. SYF Galenus Center S.L. 2015-Ongoing.

Management centre: FIBHULP

Bellón Heredia T. Reacciones de hipersensibilidad cutánea graves asociadas a medicamentos: biobanco de muestras biológicas asociadas a un registro de casos para el estudio de los determinantes y mecanismos biológicos y realización del test de transformación linfocitaria (TTL) para la determinación de causalidad. Fundación para la Investigación Biomédica del Hospital Universitario Príncipe de Asturias. 2014-Ongoing.

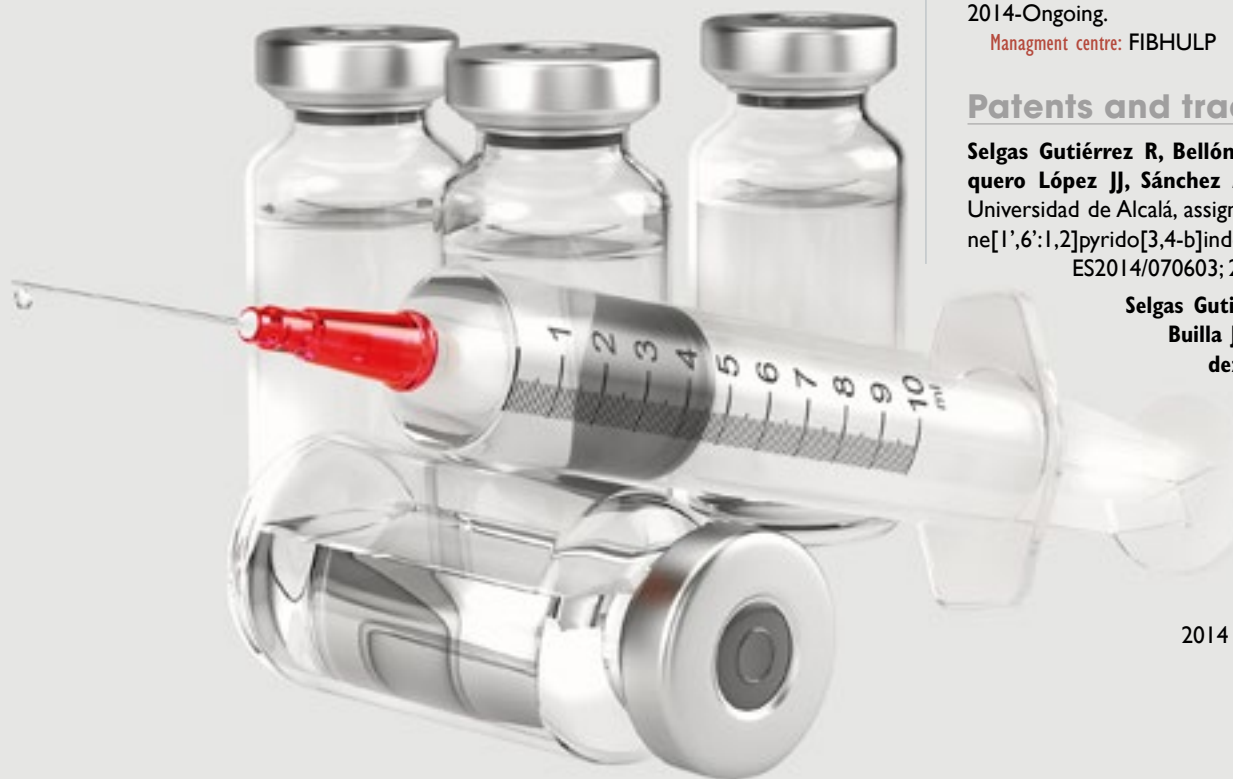
Management centre: FIBHULP

Patents and trademarks

Selgas Gutiérrez R, Bellón Heredia T, Rodríguez Sanz AI, Álvarez Builla J, Vaquero López JJ, Sánchez Alonso P, Alajarín Fernández R, inventors; FIBHULP, Universidad de Alcalá, assignees. Use of compounds derived from salts of pyridazine[1',6':1,2]pyrido[3,4-b]indolinium as anti-inflammatory agents. P201331143, PCT/ES2014/070603; 2013 July 25.

Selgas Gutiérrez R, Bellón Heredia T, Rodríguez Sanz AI, Álvarez Builla J, Vaquero López JJ, Sánchez Alonso P, Alajarín Fernández R, inventors; FIBHULP, Universidad de Alcalá, assignees. Use of compounds derived from salts of piridazine[3,2-b]benzimidazolium as anti-inflammatory agents. P201430411, PCT/ES2014/070603; 2013 July 25.

Sánchez Niño MD, Ortiz Arduán A; FIBHULP, Instituto de Investigación Sanitaria Fundación Jiménez Díaz. Pharmaceutical composition and its use in the manufacture of a medicament for treating chronic kidney disease and method for screening compounds. 2014 January 27. P201430081, PCT/ES2015/070039;





Introduction 1

Executive summary 2

Information Groups by Area 3

3.1 Neuroscience Area

3.2 Cardiovascular Area

3.3 Infectious Diseases and Immunity Area

3.4 Large System Pathologies Area

3.5 Cancer and Human Molecular Genetics Area

3.6 Surgery, Transplant and Health Technologies Area

Associated Clinicians 4

Scientific Report

2016
2017
2018



Publications: **20** Impact Factor: **99.705** QI: **7**

Pediatric Respiratory, Systemic and Neurological Infections & Host Group

Cristina Calvo Rey. Jefe de Sección del Servicio de Pediatría Hospitalaria, Enfermedades Infecciosas y Tropicales. Hospital Universitario La Paz

María Rosa Albañil Ballesteros. Pediatra Titular. Centro de Salud de Cuzco. Atención Primaria

Sonia Alcolea Ruiz. Investigadora Predoctoral. Hospital Universitario La Paz

María Mercedes Bueno Campaña. Facultativo Especialista de Área en Pediatría. Hospital Fundación de Alcorcón

María Cabrerizo Sanz. Investigador titular. Instituto de Salud Carlos III

Ana María Calderón Reyón. Ayudante de Investigación. Instituto de Salud Carlos III

Inmaculada Casas Flechas. Científico Titular de OPIs. Instituto de Salud Carlos III

Teresa del Rosal Rabes. Médico Adjunto de Pediatría Hospitalaria y Enfermedades Infecciosas y Tropicales. Hospital Universitario La Paz

María Luz García García. Jefe de Servicio de Pediatría. Hospital Universitario Severo Ochoa

Mónica González Esguevillas. Ayudante de Investigación. Centro Nacional de Microbiología. Instituto de Salud Carlos III

María de la Montaña Iglesias Caballero. Titulado Superior ATP. Centro Nacional de Microbiología. Instituto de Salud Carlos III

Ana María Méndez Echevarría. Facultativo Especialista de Área en Pediatría General. Hospital Universitario La Paz

Mar Molinero Calamita. Colaboradora I+D+I. Centro Nacional de Microbiología. Instituto de Salud Carlos III

Almudena Otero Sánchez. Ayudante de Investigación I+D+I. Centro Nacional de Microbiología. Instituto de Salud Carlos III

Juan Francisco Pozo Sánchez. Investigador Titular de OPIs. Unidad de Virus Respiratorios y Gripe. Instituto de Salud Carlos III

Clara Udaondo Gascón. Facultativo Especialista en Reumatología Pediátrica. Hospital Universitario La Paz

Strategic Objective

Infectious diseases are the most frequent pathology in childhood. Our group is focused in the study of paediatric infections with special attention to those associated to viruses.

The acute respiratory infections (ARIs) of lower respiratory tract are the most frequent infectious diseases in humans and these suppose at least 4 million of deaths yearly in the world. A high proportion of these infections are related with viral aetiology and particularly in children. In our country, the viral ARIs are one of the most frequent causes of hospitalization in children less than 2 years old. Using the metagenomics and applying an adapted method designed and developed for ARIs



3.3 Infectious Diseases and Immunity Area

Introduction 1

Executive summary 2

Information Groups by Area 3

3.1 Neuroscience Area

3.2 Cardiovascular Area

3.3 Infectious Diseases and Immunity Area

3.4 Large System Pathologies Area

3.5 Cancer and Human Molecular Genetics Area

3.6 Surgery, Transplant and Health Technologies Area

Associated Clinicians 4

Scientific Report

2016
2017
2018

study, we will have achieved an increased knowledge of viral infections in hospitalized children of all ages, as well as in outpatients. Metagenomics could allow recognizing new viruses and also permits a deeper knowledge of traditional respiratory virus groups. Any new technological tool and its application to respiratory infection will mean an improvement in the diagnosis and monitoring of these types of infections and their immediate use is specified for resolving alerts in public health associated with respiratory viral infections is like the case of MERS-CoV, avian flu, or other influenza pandemics. We are also interested in the study of the immunological response of the infants to the viral infections, and the mechanisms that allow develop recurrent wheezing, or asthma (the most frequent chronic disease in children).

Emerging viral infections have also an important role in the pathology in childhood. Recently picornaviruses, mainly human parechovirus and enterovirus are causing outbreaks and several neurological infections, morbidity and mortality. They were associated with a wide range of pathologies, from febrile syndrome to respiratory, neurological or systemic diseases. In newborns, these infections can be severe, even fatal. Surveillance of these polio-like diseases is a public health concern and it is one of our group objectives.

Finally, to study viral infections in high risk group of children (newborn, chronic lung diseases, immunodeficiencies, oncologic patients, rheumatic diseases...) is also a priority in our group.

Research Lines

- Respiratory viral infections in hospitalized children. Viral metagenomic methods applied to the severe infections of the lower respiratory tract
- Respiratory viral infections in children in Primary Care
- Respiratory viral infections in high risk group of children (newborn, chronic lung diseases, immunodeficiencies, oncologic patients...)
- Applying of new technologies as echography to value risk conditions in viral infections
- Immune response of the children and interleukins profile in infants with respiratory viral infections and correlation with the development of recurrent wheezing in the first years of life
- Detection and characterization of enterovirus (EV) and parechovirus (PeV) systemic and neurological infections in children
- Neurological development in children with EV and PeV infections
- Kawasaki disease
- Osteoarticular infections
- Infections in children with rheumatic diseases

Research Activity

Books and book chapters

del Rosal T, Méndez A. Protocolo de transición del niño con inmunodeficiencia primaria. In: Navarro Torres M, Jara Vega P. Transición de niño a adulto ¿Cómo podemos ayudarles? Madrid: Ergon, 2018. p. 144-148

Publications

- Adlhoch C, Snacken R, Melidou A, Ionescu S, Penttinen P. Dominant influenza A(H3N2) and B/Yamagata virus circulation in EU/EEA, 2016/17 and 2017/18 seasons, respectively. *Eurosurveillance*. 2018;23(13):7-12. Article. IF: 7.421; D1
- Aguilera-Alonso D, Del Rosal T, Munoz SP, Baquero-Artigao F. Neonatal epididymo-orchitis with pyococci caused by *Escherichia coli*: Successful treatment with antimicrobial therapy alone. *Enferm Infec Micr Cl*. 2018; 36(8): 530-1. Letter. IF: 1.685; Q4
- Aguilera-Alonso D, López Medina EM, del Rosal T, Villota Arrieta J, Escosa-García L, García-Hortelano M. Acalculous cholecystitis in a pediatric patient with *Plasmodium falciparum* infection: a case report and literature review. *Pediatr Infect Dis J*. 2018; 37(2): e43-5. Article. IF: 2.317; Q2
- Alcobendas R, Murias S, Remesal A, Calvo C. Oral treatment of osteoarticular infections caused by *Kingella kingae* in children. *Eur J Rheumatol*. 2018; 5(2): 147-8. Letter. Not Indexed
- Alcobendas R, Remesal A, Murias S, Núñez E, Calvo C. Outpatients with acute osteoarticular infections had favourable outcomes when they received just oral antibiotics without intravenous antibiotics. *Acta Paediatr*. 2018; 107(10): 1792-7. Article. IF: 2.265; Q2
- Barrios A, Cooke EF, Grasa C, Calvo C. Giant coronary aneurysms in infants with Kawasaki disease. *An Pediatr*. 2018; 88(3): 178-9. Letter. IF: 1.166; Q3
- Broberg EK, Waris M, Johansen K, Snacken R, Penttinen P. Seasonality and geographical spread of respiratory syncytial virus epidemics in 15 European countries, 2010 to 2016. *Eurosurveillance*. 2018; 23(5): 9-19. Article. IF: 7.421; D1
- Calvo C, Sainz T, Codoner-Franch P, Santiago B, García-García ML, Vera CG, Muñoz-Fernández MA, Pérez-Martínez A, Rivero I, Pérez CF, Mejías A, Martínón-Torres F, Cabañas F. Paediatric research in Spain: Challenges and priorities. INVEST-AEP Platform. *An Pediatr*. 2018; 89(5): 314. e1-6. Article. IF: 1.166; Q3
- del Valle FM, Calvo C, Martínez-Rienda I, Cilla A, Romero MP, Menasalvas AI, Reis-Iglesias L, Roda D, Peña MJ, Rabella N, de la Red MDP, Megías G, Moreno-Docon A, Otero A, Cabrerizo M. Epidemiological and clinical characteristics of infants admitted to hospital due to human parechovirus infections: A prospective study in Spain. *An Pediatr*. 2018; 88(2): 82-8. Article. IF: 1.166; Q3
- Dos Santos TJ, Martos-Moreno GA, Muñoz-Calvo MT, Pozo J, Rodríguez-Artalejo F, Argente J. Clinical management of childhood hyperthyroidism with and without Down syndrome: a longitudinal study at a single center. *J Pediatr Endocr Met*. 2018; 31(7): 743-50. Article. IF: 1.239; Q3
- Haraus EP, García-Prats AJ, Law S, Schaaf HS, Kredon T, Seddon JA, Menzies D, Turkova A, Achar J, Amanullah F, Barry P, Becerra M, Chan ED, Chan PC, Chiotan DI, Crossa A, Drobac PC, Fairlie



3.3 Infectious Diseases and Immunity Area



Introduction 1

Executive summary 2

Information Groups by Area 3

3.1 Neuroscience Area

3.2 Cardiovascular Area

3.3 Infectious Diseases and Immunity Area

3.4 Large System Pathologies Area

3.5 Cancer and Human Molecular Genetics Area

3.6 Surgery, Transplant and Health Technologies Area

Associated Clinicians 4

Scientific Report

2016
2017
2018

L, Falzon D, Flood J, Gegia M, Hicks RM, Isaakidis P, Kadri SM, Kampmann B, Madhi SA, Marais E, Mariandyshv A, Méndez-Echevarría A, Moore BK, Nargiza P, Ozere I, Padayatchi N, Saleem-ur-Rehman, Rybak N, Santiago-García B, Shah NS, Sharma S, Shim TS, Skrahina A, Soriano-Arandes A, van den Boom M, van der Werf MJ, van der Werf TS, Williams B, Yablokova E, Yim JJ, Furin J, Hesselting AC. Treatment and outcomes in children with multidrug-resistant tuberculosis: A systematic review and individual patient data meta-analysis. *Plos Med*. 2018; 15(7): e1002591. Article. IF: 11.048; D1

• Harvala H, Broberg E, Benschop K, Berginc N, Ladhani S, Susi P, Christiansen C, McKenna J, Allen D, Makiello P, McAllister G, Carmen M, Zakikhany K, Dyrdak R, Nielsen X, Madsen T, Paul J, Moore C, von Eije K, Piralla A, Carlier M, Vanoverschelde L, Poelman R, Anton A, López-Labrador FX, Pellegrinelli L, Keeren K, Maier M, Cassidy H, Derdas S, Savolainen-Kopra C, Diedrich S, Nordbo S, Buesa J, Bailly JL, Baldanti F, MacAdam A, Mirand A, Dudman S, Schuffenecker I, Kadambari S, Neys J, Griffiths MJ, Richter J, Margaretto C, Govind S, Morley U, Adams O, Krokstad S, Dean J, Pons-Salort M, Prochazka B, Cabrerizo M, Majumdar M, Nebbia G, Vewel M, Cottrell S, Coyle P, Martin J, Moore C, Midgley S, Horby P, Wolthers K, Simmonds P, Niesters H, Fischer TK. Recommendations for enterovirus diagnostics and characterisation within and beyond Europe. *J Clin Virol*. 2018; 101: 11-7. Review. IF: 3.02; Q2

• Iglesias-Caballero M, Juste J, Vázquez-Morón S, Falcon A, Aznar-López C, Ibáñez C, Pozo F, Ruiz G, Berciano JM, Garin I, Aihartza J, Echevarría JE, Casas I. New adenovirus groups in Western Palaearctic Bats. *Viruses-Basel*. 2018; 10(8): 443. Article. IF: 3.811; Q2

• Masa-Calles J, Torner N, López-Perea N, de Mier MDV, Fernández-Martínez B, Cabrerizo M, Gallardo-García V, Malo C, Margolles M, Portell M, Abadía N, Blasco A, García-Hernández S, Marcos H, Rabella N, Marín C, Fuentes A, Losada I, Gutiérrez JG, Nieto A, Ortuzar VG, Cenoz M, Arteagoitia J, Martínez A, Rivas A, Castrillejo D. Spanish ASWG. Acute flaccid paralysis (AFP) surveillance: challenges and opportunities from 18 years' experience, Spain, 1998 to 2015. *Euro-surveillance*. 2018; 23(47): 10-22. Article. IF: 7.421; D1

• Mellado Peña MJ, Santiago García B, Baquero-Artigao F, Moreno Pérez D, Pineiro Perez R, Méndez Echevarría A, Ramos Amador JT, Gómez-Pastrana Duran D, Noguera JA. Tuberculosis treatment for children: An update. *An Pediatr*. 2018; 88(1): 52.e1-52. Article. IF: 1.166; Q3

• Méndez-Echevarría A, Fernández-Prieto A, de la Serna O, López-Gutiérrez JC, Parrón M, Marín-Aguilera B, Calvo C. Acute lung toxicity after intralesional bleomycin sclerotherapy. *Pediatrics*. 2018; 141(1): e20161787. Review. IF: 5.401; D1

• Méndez-Echevarría A, Ferreira E, del Rosal T, Romero MP, Baquero-Artigao F. Difficulties in establishing the source of infection in recurrent neonatal group B streptococcal disease. *Infection*. 2018; 46(1): 141-2. Letter. IF: 2.927; Q2

• Rondy M, Kissling E, Emborg HD, Gherasim A, Pebody R, Trebbien R, Pozo F, Larrauri A, McMena-min J, Valenciano M. Interim 2017/18 influenza seasonal vaccine effectiveness: combined results from five European studies. *Eurosurveillance*. 2018; 23(9): 2-13. Article. IF: 7.421; D1

• Sologuren I, Martínez-Saavedra M, Sole-Violan J, de Oliveira ED, Betancor E, Casas I, Oleaga-Quintas C, Martínez-Gallo M, Zhang SY, Pestano J, Colobran R, Herrera-Ramos E, Pérez C, López-Rodríguez M, Ruiz-Hernández JJ, Franco N, Ferrer JM, Bilbao C, Andújar-Sánchez M, Fernández MA, Ciancanelli MJ, de Castro FR, Casanova JL, Bustamante J, Rodríguez-Gallego C. Lethal

influenza in two related adults with Inherited GATA2 deficiency. *J Clin Immunol*. 2018; 38(4): 513-26. Article. IF: 4.128; Q2

• van Beek J, de Graaf M, Al-Hello H, Allen DJ, Ambert-Balay K, Botteldoom N, Brytting M, Buesa J, Cabrerizo M, Chan M, Cloak F, Di Bartolo I, Guix S, Hewitt J, Iritani N, Jin M, Johne R, Lederer I, Mans J, Martella V, Maunula L, McAllister G, Niendorf S, Niesters HG, Podkolzin AT, Poljsak-Prijatelj M, Rasmussen LD, Reuter G, Tuite G, Kronerman A, Vennema H, Koopmans MPG. Molecular surveillance of norovirus, 2005-16: an epidemiological analysis of data collected from the NoroNet network. *Lancet Infect Dis*. 2018; 18(5): 545-53. Article. IF: 27.516; D1

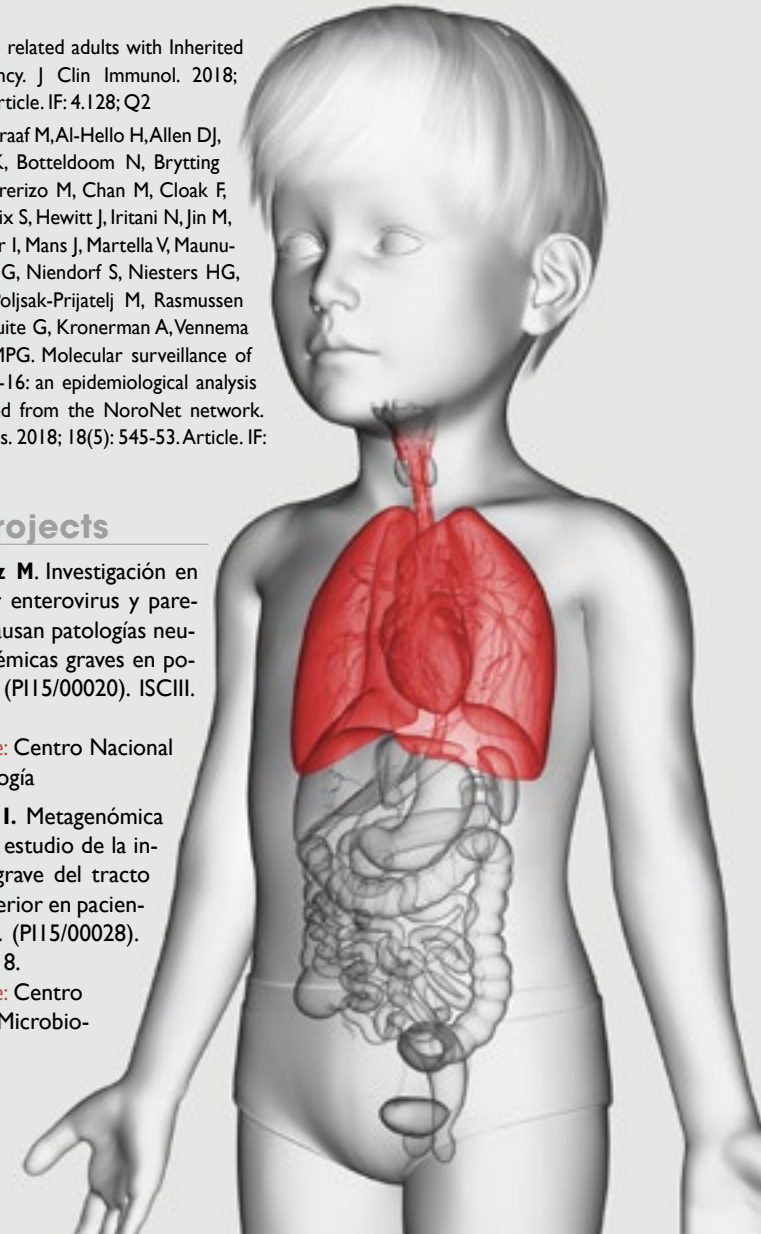
Public projects

Cabrerizo Sanz M. Investigación en infecciones por enterovirus y parechovirus que causan patologías neurológicas y sistémicas graves en población infantil (PII5/00020). ISCIII. 2016-2019.

Management centre: Centro Nacional de Microbiología

Casas Flechas I. Metagenómica viral aplicada al estudio de la infección aguda grave del tracto respiratorio inferior en pacientes pediátricos. (PII5/00028). ISCIII. 2016-2018.

Management centre: Centro Nacional de Microbiología





3.3 Infectious Diseases and Immunity Area



Introduction

1

Executive summary

2

Information Groups by Area

3

3.1 Neuroscience Area

3.2 Cardiovascular Area

3.3 Infectious Diseases and Immunity Area

3.4 Large System Pathologies Area

3.5 Cancer and Human Molecular Genetics Area

3.6 Surgery, Transplant and Health Technologies Area

Associated Clinicians

4

Scientific Report

2016
2017
2018

Private projects

Calvo Rey C, Martinn Torres F. Estudio GENDRES: Evaluación de factores micro-biológicos y del huésped en la susceptibilidad y pronóstico de las infecciones respiratorias. SERGAS. 2015-Ongoing.

Management centre: SERGAS

Calvo Rey C, Martínón Torres F. Evaluación de factores genéticos en la susceptibilidad y pronóstico de las infecciones por enterovirus. Proyecto ENTEROGEN. SERGAS. 2018-Ongoing.

Management centre: SERGAS

Calvo Rey C. Colonización por staphylococcus aureus resistente a meticilina en niños sanos de la comunidad (Estudio COSACO). Estudio multicentrico de ambito nacional. Fundación de la Asociación Española de Pediatría. 2018-Ongoing.

Management centre: FIBHULP

Calvo Rey C. Infecciones en niños con artritis idiopática juvenil. Fundación SEIP. 2017-Ongoing.

Management centre: FIBHULP

Calvo Rey C. Infecciones osteoarticulares en pediatría. Estudio prospectivo multicéntrico. Fundación de la Asociación Española de Pediatría. 2017-Ongoing.

Management centre: FIBHULP

Calvo Rey C. Infecciones respiratorias virales en recién nacidos de muy bajo peso. Fundación SEIP. 2017-Ongoing.

Management centre: FIBHULP

del Rosal Rabés T. Infecciones por virus respiratorios y células NK en vías respiratorias en niños receptores de trasplante de progenitores hematopoyéticos. Estudio prospectivo. European Society Of Pediatric Infectious Diseases (ESPID). 2017-Ongoing.

Management centre: FIBHULP

García García ML. Asociación de los distintos perfiles del viroma, la microbiota y la respuesta inmune con la gravedad de la bronquiolitis viral aguda y con el desarrollo de síbilancias recurrentes. Universidad Alfonso X El Sabio. 2018-2021.

Management centre: UAX

García García ML. Papel de la respuesta inmune a corto y medio plazo en lactantes con bronquiolitis grave. SEICAP. 2018-2019.

Management centre: NeumoMadrid

International projects

Calvo Rey C. Multi-Centre European study of major infectious diseases syndromes (MERMAIDS)- Community acquired sepsis-like syndrome and paediatric acute respiratory infection in childhood. PENTA . 2018-2019.

Management centre: St' Geroges. University of London. SERGAS

Clinical trials

Calvo Rey C. Estudio de fase IIA sin enmascaramiento en lactantes con infección de las vías respiratorias bajas por el virus sincitial respiratorio, seguido de una parte con doble enmascaramiento controlada con placebo, para evaluar la seguridad, la tolerabilidad, la farmacocinética y el efecto antivírico de RV521 (REVIRAL I). Type: Clinical Trial, phase II.

HULP code: 5196. Sponsored's protocol code: REVC003.

Sponsored by: Reviral Ltd. Signed date: 30/10/2018

Calvo Rey C. Estudio en fase II, doble ciego y controlado con placebo para evaluar la actividad antiviral, los resultados clínicos, la seguridad, la tolerabilidad y las relaciones entre farmacocinética y farmacodinámica de dosis diferentes de JNJ-53718678 en niños ≥ 28 días y ≤ 3 años de edad con infección respiratoria aguda debido a la infección por el virus respiratorio sincitial. Type: Clinical Trial, phase II.

HULP code: 5152. Sponsored's protocol code: 53718678RSV2002.

Sponsored by: Janssen-Cilag España S.A. Signed date: 05/10/2018

Calvo Rey C. Estudio en fase III, multicéntrico, aleatorizado, doble ciego y controlado con placebo para evaluar la eficacia y la seguridad de Pimodivir en combinación con la práctica clínica habitual en pacientes adolescentes, adultos y ancianos con gripe A no hospitalizados. Type: Clinical Trial, phase III.

HULP code: 4998. Sponsored's protocol code: 63623872FLZ3002.

Sponsored by: Janssen Pharmaceutica NV. Signed date: 04/07/2018

Calvo Rey C. Estudio en fase III, multicéntrico, aleatorizado, doble ciego y controlado con placebo para evaluar la eficacia y la seguridad de Pimodivir en combinación con la práctica clínica habitual en pacientes adolescentes, adultos y ancianos hospitalizados con gripe A. Type: Clinical Trial, phase III.

HULP code: Contrto 4997. Sponsored's protocol code: 63623872FLZ3001.

Sponsored by: Janssen Pharmaceutica NV. Signed date: 03/07/2018

Calvo Rey C. Desarrollo neurológico en niños con infección del SNC por parechovirus humano. Type: Estudio, phase NO-EPA.

HULP code: PI-2440. Sponsored's protocol code: PI-2440

Sponsored by: Cristina Calvo Rey. Signed date: 19/07/2018



3.3 Infectious Diseases and Immunity Area

Introduction 1

Executive summary 2

Information Groups by Area 3

3.1 Neuroscience Area

3.2 Cardiovascular Area

3.3 Infectious Diseases and Immunity Area

3.4 Large System Pathologies Area

3.5 Cancer and Human Molecular Genetics Area

3.6 Surgery, Transplant and Health Technologies Area

Associated Clinicians 4

Scientific Report

2016
2017
2018



Publications: **22** Impact Factor: **53.362** QI: **4**

Pediatric Systemic Infections; HIV, Tuberculosis, Imported and Emergent Group

- María José Mellado Peña.** Jefe de Servicio. Hospital Universitario La Paz
- Fernando Baquero Artigao.** Facultativo Especialista de Área de Pediatría. Hospital Universitario La Paz. Profesor asociado. Universidad Autónoma de Madrid
- Francisco José Climent Alcalá.** Facultativo Especialista de Área de Pediatría. Unidad de Patología Compleja. Hospital Universitario La Paz. Clínico Colaborador docente. Universidad Autónoma de Madrid
- Luis Escosa García.** Facultativo Especialista de Área en Pediatría. Hospital Universitario La Paz
- Marta García Fernández de Villalta.** Facultativo Especialista de Área de Pediatría. Unidad de Patología Compleja. Hospital Universitario La Paz. Clínico Colaborador Docente. Universidad Autónoma de Madrid
- María Milagros García López de Hortelano.** Médico Adjunto de Pediatría Hospitalaria y Enfermedades Infecciosas y Tropicales. Hospital Universitario La Paz
- Roi Piñeiro Pérez.** Jefe del Servicio de Pediatría. Hospital General de Villalba
- Talía Sainz Costa.** Facultativo Especialista de Área en Pediatría. Hospital Universitario La Paz. Profesor colaborador. Investigador Juan Rodés. Universidad Autónoma de Madrid

Strategic Objective

- Vertically acquired HIV infection in children: Comorbidities, biomarkers, HIV reservoir, new therapeutic approaches.

- Epidemiology of Paediatric Tuberculosis in Spain: molecular epidemiology of drug resistant strains, new diagnostic tools and new drugs for TB: Pharmacodynamics in children and TB-drugs Off-label use in paediatrics.
- Congenital infections: burden of disease, prompt diagnosis and in-utero and postnatal management, host immune response.
- Epidemiology of imported and emergent diseases in children: Identification and management of emergent outbreaks. Immuno-pathogenesis, preventive measures and management.
- Immunization strategies in children: immune response in high risk patient's vaccine effectiveness and barriers.

Research Lines

Vertically acquired HIV infection in children

- Immuno-pathogenesis: Immune-activation, inflammation and biomarkers
- Epidemiology, immuno-virological factors
- Comorbidities, long term follow-up, cardiovascular risk, bone disorders, metabolic abnormalities, neurocognitive impairment, renal dysfunction



3.3 Infectious Diseases and Immunity Area



Introduction 1

Executive summary 2

Information Groups by Area 3

3.1 Neuroscience Area

3.2 Cardiovascular Area

3.3 Infectious Diseases and Immunity Area

3.4 Large System Pathologies Area

3.5 Cancer and Human Molecular Genetics Area

3.6 Surgery, Transplant and Health Technologies Area

Associated Clinicians 4

Scientific Report

2016
2017
2018

- Antiretroviral treatment: new drugs, resistances, dosage, toxicity in children, simplification strategies
- HIV eradication: barriers, HIV reservoir, new antiretroviral drugs and other strategies to achieve HIV replication control
- Gut Microbiota and bacterial translocation intestinal as modulating factors for inflammation and Immune-activation in HIV-infected children
- Transition to adult care: barriers, strategies to maintain adherence to care

Epidemiology of paediatric Tuberculosis (TB)

- Epidemiology of paediatric TB. paediatric cases as a sentinel for burden of diseases
- Molecular Epidemiology of paediatric TB: resistant strains
- Immuno-pathogenesis: New diagnostic tools in special Populations: HIV-infected, ID patients, migrants and Internationally adopted children
- Management of critical situations. Neonatal TB, multidrug resistant and extrapulmonary TB
- New fixed-dosed combinations. Off label drugs in children. Pharmacodynamic and pharmacokinetic

Congenital infectious diseases

- Congenital Citomegalovirus and Toxoplasma infections: diagnostic barriers, prognostic factors, new therapeutic approaches
- CHAGAS disease and congenital TB: diagnostic barriers, prognostic factors, pharmacokinetics in newborns and new drugs

Epidemiology of imported and emergent diseases in children

- Paediatric International Outbreaks: Epidemiology and public health impact: Zika. Rabies. Dengue. Chikungunya. Haemorrhagic fevers, Mers-co
- Imported diseases in Spain: epidemiology and special populations: adopted, migrant, refugees, travelers and ID children. Tropical and parasitic infections in children

Immunization strategies in children, including high risk patients

- Immunization and vaccine response in special populations: immunocompromised children, transplant recipients, chronic patients, HIV-infected, migrants
- Vaccine immunogenicity: barriers in paediatric populations

New challenges in vaccinology

Research Activity

Books and book chapters

Bustamante Amador J, García-López Hortelano M. Fiebre al volver del trópico. In: Martínez-Roig A, Díaz Conradi A. Diagnóstico y tratamiento en urgencias pediátricas.

Madrid: Ergon, 2018. p.129-38

Climent FJ, García M, Escosa L, Rodríguez A. Protocolo de transición a adultos de pacientes con inmunodeficiencia primaria. In: Navarro Torres M, Jara Vega P. Transición de niño a adulto ¿Cómo podemos ayudarles? Madrid: Ergon, 2018. p.144/8

Escosa García L, Mellado Peña MJ. VIH en pediatría. In: Guerrero J, Caron A, Barreda A, Menéndez J, Ruiz J. Manual de diagnóstico y terapéutica en pediatría. Libro Verde Hospital Infantil La Paz. 2018. Madrid: Editorial Panamericana S.L., 2018. p.1565-86

Mellado Peña MJ. Eosinofilia en niño viajero. In: Guerrero J, Caron A, Barreda A, Menéndez J, Ruiz J. Manual de Diagnóstico y Terapéutica en Pediatría. Libro Verde Hospital Infantil La Paz. 2018. Madrid: Editorial Panamericana S.L., 2018. p.1525-8

Mellado Peña MJ. Infecciones por Arbovirus. In: Guerrero J, Caron A, Barreda A, Menéndez J, Ruiz J. Manual de diagnóstico y terapéutica en pediatría. Libro Verde Hospital Infantil La Paz. 2018. Madrid: Editorial Panamericana S.L., 2018. p.1545-53

Mellado Peña MJ. Parasitosis Intestinales. In: ED: J Guerrero, A Caron, A. Barreda, J Menéndez, J Ruiz. Manual de diagnóstico y terapéutica en pediatría. Libro Verde Hospital Infantil La Paz. 2018. Madrid: Editorial Panamericana S.L., 2018. p.1419-30

Mellado Peña MJ. Tuberculosis. In: Guerrero J, Caron A, Barreda A, Menéndez J, Ruiz J. Manual de diagnóstico y terapéutica en pediatría. Libro Verde Hospital Infantil La Paz. 2018. Madrid: Editorial Panamericana S.L., 2018. p.1613-23

Piñero Pérez R. ¿Eres vacunofóbico? Dime, te escucho. Madrid: Undergraf, 2018. p.1-94

Piñero Pérez R. Vamos con el niño a urgencias, ¿una decisión acertada? Madrid: Undergraf, 2018. p.1-126

Sainz Costa T, Mellado Pérez MJ. Protocolo de transición a adultos de pacientes con Infección Por el VIH. In: Navarro Torres M, Jara Vega P. Transición de niño a adulto ¿Cómo podemos ayudarles? Madrid: Ergon, 2018. p.134-43

Publications

• Aguilera-Alonso D, del Rosal T, Muñoz SP, Baquero-Artigao F. Neonatal epididymo-orchitis with pyocoele caused by Escherichia coli: Successful treatment with antimicrobial therapy alone. Enferm Infec Micr Cl. 2018; 36(8): 530-1. Letter. IF: 1.685; Q4

• Aguilera-Alonso D, López Medina EM, del Rosal T, Villota Arrieta J, Escosa-García L, García-Hortelano M. Acalculous cholecystitis in a pediatric patient with plasmodium falciparum infection: a case report and literature review. Pediatr Infect Dis J. 2018; 37(2): e43-5. Article. IF: 2.317; Q2

• Alcalá FJC, de Villalta MGF, García LE, Alonso AR, Velasco LAA. Children's medically complex diseases unit. A model required in all our hospitals. An Pediatr. 2018; 88(1): 12-8. Article. IF: 1.166; Q3

• Artigao FB, Tato LMP, Amador JTR, Allen AA, de la Calle M, Frick MA, Mellgren AG, Tome MIG, Pérez DM, Julián AN. The Spanish Society of Paediatric Infectious Diseases guidelines on the pre-



3.3 Infectious Diseases and Immunity Area

Introduction 1

Executive summary 2

Information Groups by Area 3

3.1 Neuroscience Area

3.2 Cardiovascular Area

3.3 Infectious Diseases and Immunity Area

3.4 Large System Pathologies Area

3.5 Cancer and Human Molecular Genetics Area

3.6 Surgery, Transplant and Health Technologies Area

Associated Clinicians 4

Scientific Report
2016
2017
2018

vention, diagnosis and treatment of neonatal herpes simplex infections. *An Pediatr.* 2018; 89(1): UNSP 64.e1. Article. IF: 1.166; Q3

- Calvo C, Sainz T, Codoner-Franch P, Santiago B, García-García ML, Vera CG, Muñoz-Fernández MA, Pérez-Martínez A, Rivero I, Pérez CF, Mejías A, Martínón-Torres F, Cabañas F. Paediatric research in Spain: Challenges and priorities. *INVEST-AEP Platform. An Pediatr.* 2018; 89(5): 314. e1-6. Article. IF: 1.166; Q3
- Chan A, Lensing AWA, Kubitz D, Brown G, Elorza D, Ybarra M, Halton J, Grunt S, Kenet G, Bonnet D, Santamaria A, Saracco P, Biss T, Climent F, Connor P, Palumbo J, Thelen K, Smith WT, Mason A, Adalbo I, Berkowitz SD, Hurst E, van Kesteren J, Young G, Monagle P. Clinical presentation and therapeutic management of venous thrombosis in young children: a retrospective analysis. *Thromb J.* 2018; 16: 29. Article. Not Indexed
- de la Calle M, Baquero F, Rodríguez R, González M, Fernández A, Omeñaca F, Bartha JL. Successful treatment of intrauterine cytomegalovirus infection with an intraventricular cyst in a dichorionic diamniotic twin gestation using cytomegalovirus immunoglobulin. *J Matern-Fetal Neo M.* 2018; 31(16): 2226-9. Article. IF: 1.569; Q3
- Deusch S, Serrano-Villar S, Rojo D, Martínez-Martínez M, Bargiela R, Vázquez-Castellanos JF, Sainz T, Barbas C, Moya A, Moreno S, Gosalbes MJ, Estrada V, Seifert J, Ferrer M. Effects of HIV, antiretroviral therapy and probiotics on the active fraction of the gut microbiota. *AIDS.* 2018; 32(10): 1229-37. Article. IF: 4.499; Q1
- Díaz-Menéndez M, de la Calle-Prieto F, Montero D, Antolín E, Vázquez A, Arsuaga M, Trigo E, García-Bujalance S, de la Calle M, Seco PS, de Ory F, Arribas JR. Initial experience with imported Zika virus infection in Spain. *Enferm Infecc Microbiol Clin.* 2018; 36(1): 4-8. Article. IF: 1.685; Q4
- Falces-Romero I, Cendejas-Bueno E, Laplaza-González M, Escosa-García L, Schuffelmann-Gutiérrez C, Calderón-Llopis B, Peman J, de la Oliva P, García-Rodríguez J. T2Candida (R) to guide antifungal and length of treatment of candidemia in a pediatric multivisceral transplant recipient. *Med Mycol Case Rep.* 2018; 21: 66-8. Article. Not Indexed
- Falces-Romero I, Troyano-Hernández P, García-Bujalance S, Baquero-Artigao F, Mellado-Peña MJ, García-Rodríguez J. Detection of toxigenic *Clostridium difficile* in paediatric patients. *Enferm Infecc Microbiol Clin.* 2018; 36(6): 357-61. Article. IF: 1.685; Q4
- Goetghebuer T, Hainaut M, Van der Kelen E, Delforge M, Warszawski J, Le Chenadec J, Ramos E, Dialla O, Wack T, Laurent C, Selmi LA, Leymarie I, Benali FA, Brossard M, Boufassa L, Floch-Tudal C, Firtion G, Hau I, Chace A, Bolot P, Blanche S, Granier M, Labrune P, Lachassine E, Dollfus C, Levine M, Fourcade C, Heller-Roussin B, Runel-Belliard C, Tricoire J, Monpoux F, Chirouze C, Reliquet V, Brouard J, Kebaili K, Fialaire P, Lalande M, Mazingue F, Partisani ML, Konigs C, Schultze-Strasser S, Baumann U, Niehues T, Neubert J, Kobbe R, Feiterna-Sperling C, Konigs C, Buchholz B, Notheis G, Spoulou V, Tovo PA, Galli L, Chiappini E, Patrizia O, Larovere D, Ruggieri M, Faldella G, Baldi F, Badolato R, Montagnani C, Venturini E, Lisi C, Di Biagio A, Taramasso L, Giacometti V, Erba P, Esposito S, Lipreri R, Salvini F, Tagliabue C, Cellini M, Bruzzese E, Lo Vecchio A, Rampon O, Dona D, Romano A, Dodi I, Maccabruni A, Consolini R, Bernardi S, Genovese O, Olmeo P, Cristiano L, Mazza A, Garazzino S, Pellegatta A, Pajkrt D, Scherpier HJ, Weijsenfeld AM, van der Plas A, Jurriaans S, Back NKT, Zaaijer HL, Berkhout B, Cornelissen MTE, Schinkel CJ, Wolthers KC, Fraaij PLA, van Rossum AMC, van der Knaap LC, Visser EG, Boucher CAB, Koopmans MPG, van Kampen JJA,





3.3 Infectious Diseases and Immunity Area

Introduction 1

Executive summary 2

Information Groups by Area 3

3.1 Neuroscience Area

3.2 Cardiovascular Area

3.3 Infectious Diseases and Immunity Area

3.4 Large System Pathologies Area

3.5 Cancer and Human Molecular Genetics Area

3.6 Surgery, Transplant and Health Technologies Area

Associated Clinicians 4

Scientific Report

2016
2017
2018

Pas SD, Henriët SSV, de Flier MV, van Aerde K, Strik-Albers R, Rahamat-Langendoen J, Stelma FF, Scholvinck EH, de Groot-de Jonge H, Niesters HGM, van Leer-Buter CC, Knoester M, Bont LJ, Geelen SPM, Wolfs TFW, Nauta N, Ang CW, van Houdt R, Pettersson AM, Vandenbroucke-Grauls CMJE, Reiss P, Bezemer DO, van Sighem AI, Smit C, Wit FWMN, Boender TS, Zaheri S, Hillebrecht M, de Jong A, Bergsma D, Grivell S, Jansen A, Raethke M, Meijering R, de Groot L, van den Akker M, Bakker Y, Claessen E, El Berkaoui A, Koops J, Kruijine E, Lodewijk C, Munjshvili L, Peeck B, Ree C, Regtop R, Ruijs Y, Rutkens T, Schoorl M, Timmerman A, Tuijn E, Veenenberg L, van der Vliet S, Wisse A, Woudstra T, Tuk B, Marczyńska M, Oldakowska A, Popielska J, Coupland U, Doroba M, Marques L, Teixeira C, Fernandes A, Prata F, Ene L, Gingaras C, Radoi R, Okhonskaia L, Voronin E, Miloenko M, Labutina S, Soler-Palacin P, Frick MA, Pérez-Hoyos S, Mur A, López N, Méndez M, Mayol L, Vallmanya T, Calavia O, García L, Coll M, Pineda V, Rius N, Rovira N, Duenas J, Fortuny C, Noguera-Julian A, Mellado MJ, Escosa L, Hortelano MG, Sainz T, González-Tomé MI, Rojo P, Blázquez D, Ramos JT, Prieto L, Guillen S, Navarro ML, Saavedra J, Santos M, Muñoz MA, Ruiz B, Mc Phee CF, de Ory SJ, Alvarez S, Roa MA, Beceiro J, Martínez J, Badillo K, Apilanez M, Pocheville I, Garrote E, Colino E, Sirvent JG, Garzon M, Roman V, Montesdeoca A, Mateo M, Muñoz MJ, Angulo R, Neth O, Falcon L, Terol P, Santos JL, Moreno D, Lendinez F, Grande A, Romero FJ, Pérez C, Lillo M, Losada B, Herranz M, Bustillo M, Guerrero C, Collado P, Couceiro JA, Pérez A, Piqueras AI, Breton R, Segarra I, Gavilan C, Jareno E, Montesinos E, DaPeña M, Alvarez C, Andres AG, Marugan V, Ochoa C, Alfayate S, Menasalvas AI, de Miguel E, Naver L, Soeria-Atmadja S, Hagas V, Aebi-Popp K, Asner S, Aubert V, Bategay M, Baumann M, Bernasconi E, Boni J, Brazzola P, Bucher HC, Calmy A, Cavassini M, Ciuffi A, Duppenhaler A, Dollenmaier G, Egger M, Elzi L, Fehr J, Fellay J, Francini K, Furrer H, Fux CA, Grawe C, Gunthard HF, Haerry D, Hasse B, Hirsch HH, Hoffmann M, Hosli I, Kahlert C, Kaiser L, Keiser O, Klimkait T, Kovari H, Kouyos RD, Ledergerber B, Martinetti G, de Tejada BM, Metzner KJ, Muller, Nicca D, Paioni P, Pantaleo G, Polli CH, Posfay-Barbe K, Rauch A, Rudin C, Schmid P, Scherrer AU, Speck R, Tarr P, Lecompte MT, Trkola A, Vernazza P, Wagner N, Wandeler G, Weber R, Wyler CA, Yerly S, Techakunakorn P, Prachanukroh C, Hansudewechakul R, Wanchaitanawong V, Theansavetrakul S, Nanta S, Ngampiyasakul C, Phanomcheong S, Hongsi-riwon S, Karnchanamayul W, Chacheongsao B, Kwanchaipanich R, Kanjanavanit S, Prapinklae S, Kamonpakorn N, Nantarukchaikul M, Adulyadej B, Layangool P, Mekmullica J, Lucksanapitkul P, Watanayothin S, Lertpienthum N, Warachit B, Hanpinitak S, Potchalongsin S, Thanasiri P, Krikajornkitti S, Attavinijtrakarn P, Srirojana S, Bunjongpak S, Puangsombath A, Na-Rajsimma S, Ananpatharachai P, Akarathum N, Phuket V, Lawtongkum W, Kheunjan P, Suriyaboon T, Saipanya A, Than-In-At K, Jaisieng N, Suaysod R, Chailoet S, Naratee N, Kawilapat S, Kaleeva T, Baryshnikova Y, Solooha S, Bashkatova N, Raus I, Glutshenko O, Ruban Z, Prymak N, Kiseleva G, Bailey H, Lyall H, Butler K, Doerholt K, Foster C, Klein N, Menson E, Riordan A, Shingadia D, Tudor-Williams G, Tookey P, Welch S, Collins IJ, Cook C, Dobson D, Fairbrother K, Gibb DM, Judd A, Harper L, Parrott F, Tostevin A, Van Looy N, Butler K, Walsh A, Scott S, Vaughan Y, Welch S, Laycock N, Bernatoniene J, Finn A, Hutchinson L, Sharpe G, Williams A, Lyall EGH, Seery P, Lewis P, Miles K, Subramaniam B, Hutchinson L, Ward P, Sloper K, Gopal G, Doherty C, Hague R, Price V, Bamford A, Bundy H, Clapson M, Flynn J, Gibb DM, Klein N, Novelli V, Shingadia D, Ainsley-Walker P, Tovey P, Gurtin D, Garside JP, Fall A, Porter D, Segal S, Ball C, Hawkins S, Chetcuti P, Dowie M, Bandi S, McCabe A, Eisenhut M, Handforth J, Roy PK, Flood T, Pickering A, Liebschuetz S, Kavanagh C, Murphy C, Rowson K, Tan T, Daniels J, Lees Y, Kerr E, Thompson F, Le Provost M, Williams A, Cliffe L, Smyth A, Stafford S, Freeman A, Reddy T, Fidler K, Christie S, Gordon A, Rogahn D, Harris S, Hutchinson

- L, Collinson A, Hutchinson L, Jones L, Offerman B, Van Someren V, Benson C, Riordan A, Riddell A, O'Connor R, Brown N, Ibberson L, Shackley F, Faust SN, Hancock J, Doerholt K, Donaghy S, Prime K, Sharland M, Storey S, Gorman S, Lyall EGH, Monrose C, Seery P, Tudor-Williams G, Walters S, Cross R, Menson E, Broomhall J, Hutchinson L, Scott D, Stroobant J, Bridgwood A, McMaster P, Evans J, Gardiner T, Jones R, Gardiner K. Time to switch to second-line antiretroviral therapy in children with human immunodeficiency virus in Europe and Thailand. *Clin Infect Dis*. 2018; 66(4): 594-603. Article. IF: 9.055; D1
- González-Tomé MI, García-Navarro C, Ruiz-Saez B, Sainz T, de Ory SJ, Rojo P, Peña MJM, Prieto L, Muñoz-Fernández MA, Zamora B, Cuellar-Flores I, Velo C, Martín-Bejarano M, Ramos JT, Gomez MLN. Sleep profile and self-reported neuropsychiatric symptoms in vertically HIV-infected adolescents on cART. *J Pediatr Infect Dis*. 2018; 13(4): 300-7. Article. IF: 0.197; Q4
 - González-Tomé MI, López-Hortelano MG, Fregonesi L. Challenges and opportunities in the vertical transmission of Chagas disease. *An Pediatr*. 2018; 88(3): 119-21. Editorial Material. IF: 1.166; Q3
 - Judd A, Chappell E, Turkova A, Le Coeur S, Noguera-Julian A, Goetghebuer T, Doerholt K, Galli L, Pajkrt D, Marquess L, Collins IJ, Gibb DM, Tome MIG, Navarro M, Warszawski J, Konigs C, Spoulou V, Prata F, Chiappini E, Naver L, Giaquinto C, Thorne C, Marczyńska M, Okhonskaia L, Posfay-Barbe K, Ounchanum P, Techakunakorn P, Kiseleva G, Malyuta R, Volokha A, Ene L, Goodall R. Long-term trends in mortality and AIDS-defining events after combination ART initiation among children and adolescents with perinatal HIV infection in 17 middle- and high-income countries in Europe and Thailand: A cohort study. *Plos Med*. 2018; 15(1): e1002491. Article. IF: 11.048; D1
 - McPhee CF, Sainz T, Navarro ML. Recovery of CD4 T Cells in HIV/HCV coinfecting children: Is it really impaired?. *Pediatr Infect Dis J*. 2018; 37(3): 278. Letter. IF: 2.317; Q2
 - Mellado MJ. A new year of AEP: What has happened with innovation, research and the merger, and with independence, leadership and the next generation? *An Pediatr*. 2018; 88(6): 306-8. Editorial Material. IF: 1.166; Q3
 - Mellado Peña MJ, Santiago García B, Baquero-Artigao F, Moreno Pérez D, Pineiro Pérez R, Méndez Echevarría A, Ramos Amador JT, Gómez-Pastrana Duran D, Noguera JA. Tuberculosis treatment for children: An update. *An Pediatr*. 2018; 88(1) :52.e1-12. Article. IF: 1.166; Q3
 - Méndez-Echevarría A, Ferreira E, del Rosal T, Romero MP, Baquero-Artigao F. Difficulties in establishing the source of infection in recurrent neonatal group B streptococcal disease. *Infection*. 2018; 46(1): 141-2. Letter. IF: 2.927; Q2
 - Peña MJM, Peñades IC, Canela JR, Onieva MG, Sampelayo TH, Lujan JR. Female representation on boards of directors of paediatrics associations and societies. *An Pediatr*. 2018; 89(1): 74-5. Letter. IF: 1.166; Q3
 - Santiago-García B, Mellado-Peña MJ, Baquero-Artigao F, Baquero-Artigao F. Re: Mycobacterial Disease in Immunocompromised Children in a High Endemic Area. *Pediatr Infect Dis J*. 2018; 37(4): 376. Letter. IF: 2.317; Q2
 - Tagarro A, Chan M, Zangari P, Ferns B, Foster C, De Rossi A, Nastouli E, Muñoz-Fernández MA, Gibb D, Rossi P, Giaquinto C, Babiker A, Fortuny C, Freguja R, Cotugno N, Judd A, Noguera-Julian A, Navarro ML, Mellado MJ, Klein N, Palma P, Rojo P. Early and highly suppressive antiretroviral therapy are main factors associated with low viral reservoir in European perinatally HIV-infected children. *JAIDS-J Acq Imm Def*. 2018; 79(2): 269-76. Article. IF: 3.863; Q1



3.3 Infectious Diseases and Immunity Area



Introduction 1

Executive summary 2

Information Groups by Area 3

3.1 Neuroscience Area

3.2 Cardiovascular Area

3.3 Infectious Diseases and Immunity Area

3.4 Large System Pathologies Area

3.5 Cancer and Human Molecular Genetics Area

3.6 Surgery, Transplant and Health Technologies Area

Associated Clinicians 4

Scientific Report

2016
2017
2018

Public projects

Sainz Costa T. Evaluación de factores determinantes del reservorio viral en niños infectados por el VIH: avanzando hacia la erradicación (ICI14/00207). ISCIII. 2015-2019.

Managment centre: FIBHULP

Sainz Costa T. Contrato Juan Rodés (JR16/00021). ISCIII. 2017-2018.

Managment centre: FIBHULP

Sainz Costa T. Hígado graso no alcohólico y esteatohepatitis en niños y adolescentes infectados por el VIH (PI17/01283). ISCIII. 2018-2020.

Managment centre: FIBHULP

Private projects

García Fernandez de Villalta M. Evaluación de la adecuación del calendario de vacunaciones y el cumplimiento de las recomendaciones adicionales, por su patología de base, en niños con problemas complejos de salud. Fundación para la Investigación Biomédica Hospital Universitario La Paz. 2015-Ongoing.

Managment centre: FIBHULP

Mellado Peña MJ. Respuesta a vacunas en niños y adolescentes infectados por el VIH en tratamiento antirretroviral: el cociente CD4/CD8 como predictor de respuesta. FIBHULP. 2017-Ongoing.

Managment centre: FIBHULP

Mellado Peña MJ. Valoración de riesgo cardiovascular en niños y adolescentes infectados por el VIH. Asociación para el Estudio de las Enfermedades Infecciosas. 2014-Ongoing.

Managment centre: FIBHULP

Mellado Peña MJ. VII Jornada de enfermedades tropicales pediátricas. GlaxoSmithkline S.A. 2017-Ongoing.

Managment centre: FIBHULP

Mellado Pérez MJ. Registro Nacional de Casos de Tuberculosis en la Edad Pediátrica de la Red Nacional de Estudio de Tuberculosis Pediátrica (pTBred). AEPEd. 2016-2020.

Managment centre: FIBHULP

Piñeiro Pérez R. Proyecto Inmuniza. MSD. 2018-Ongoing.

Managment centre: Hospital General de Villalba

International projects

Mellado Peña MJ. Efecto de una intervención nutricional inmunomoduladora sobre la microbiota, translocación bacteriana, inflamación/activación inmune y respuesta a vacunas en la infección por el VIH en niños. Estudio piloto Pediabiota. European Society Of Pediatric Infectious Diseases (ESPID). 2014-Ongoing.

Managment centre: FIBHULP

Mellado Peña MJ. INFRADEV - European Paediatric Translational Research Infrastructure (H2020-ID-EPTRI). UE. 2017-2019.

Managment centre: FIBHULP

Mellado Peña MJ. Zikaction: Preparedness, research and action network on maternal-paediatric axis of zika infection in latin america and the caribbean (H2020-SC1-2016-RTDZika). UE. 2017-Ongoing.

Managment centre: Fundación PENTA

Sainz Costa T. Utilidad de la ecografía torácica en la indicación de ventilación no invasiva en la bronquiolitis aguda del lactante hospitalizado. Estudio de cohorte. European Society of Pediatric Infectious Diseases (ESPID). 2017-Ongoing.

Managment centre: FIBHULP

Clinical trials

Mellado Peña MJ. Estudio de fase 2B, multicéntrico, aleatorizado, doble ciego y controlado con placebo para evaluar la seguridad, la tolerabilidad, la eficacia y la inmunogenicidad de una pauta de 2 y 3 dosis de VI60 (Vacuna Contra el Citomegalovirus (CMV) en mujeres sanas seronegativas de 16 a 35 años de edad. Type: Clinical Trial, phase II.

HULP code: 5093. Sponsored's protocol code: VI60-002.

Sponsored by: Merck Sharp & Dhome Corp. Signed date: 28/05/2018

Mellado Peña MJ. Estrategia para el mantenimiento de la supresión del VIH en niños con Elvitegravir+ Darunavir/Ritonavir (PENTA 17). Type: Clinical Trial, phase II.

HULP code: Anexo-I 4492. Sponsored's protocol code: PENTA 17-SMILE.

Sponsored by: Fondazione Penta Onlus. Signed date: 18/01/2018



3.3 Infectious Diseases and Immunity Area



Introduction 1

Executive summary 2

Information Groups by Area 3

3.1 Neuroscience Area

3.2 Cardiovascular Area

3.3 Infectious Diseases and Immunity Area

3.4 Large System Pathologies Area

3.5 Cancer and Human Molecular Genetics Area

3.6 Surgery, Transplant and Health Technologies Area

Associated Clinicians 4

Scientific Report

2016
2017
2018



Publications: 9 Impact Factor: 29.769 QI: 1

Translational Research in Pediatric Oncology, Hematopoietic Group

Antonio Pérez Martínez. Jefe de Servicio de Hematología y Oncología del Hospital Infantil. Hospital Universitario La Paz

David Bueno Sánchez. Facultativo Especialista de Área en Pediatría, Oncología y Hematología. Hospital Universitario La Paz

Leila Cabral de Almeida Cardoso. Técnico de laboratorio. Hospital Universitario La Paz

Adela Escudero López. Investigadora Postdoctoral. Hospital Universitario La Paz

Berta González Martínez. Facultativo Especialista de Área en Pediatría. Hospital Universitario La Paz

Pablo González Navarro. Técnico en Laboratorio. Hospital Universitario La Paz

Alfonso Navarro Zapata. Investigador predoctoral. Hospital Universitario La Paz

Bárbara Pascual Miguel. Técnico de laboratorio. Hospital Universitario La Paz

Pedro María Rubio Aparicio. Facultativo Especialista de Área en Pediatría, Oncología y Hematología. Hospital Universitario La Paz

Sonsoles San Román Pacheco. Facultativo Especialista de Área en Pediatría, Oncología y Hematología. Hospital Universitario La Paz

María Vela Cuenca. Investigador Postdoctoral. Hospital Universitario La Paz

Strategic Objective

Our research program focuses on the molecular and immunological characterization of childhood cancer; the development of cell therapies, primarily through the susceptibility of tumor cells to Natural Killer cells; and the optimization of hematopoietic stem cells transplantation.

Research Lines

- Analysis of solid/hematological tumors samples to determine their susceptibility to cell therapy, at functional, protein expression and genetic level
- Cell therapy with activated NK cells in childhood cancer
- Hematopoietic progenitor transplantation as a platform for cell therapy
- Cell therapy with memory T lymphocytes as adoptive immunotherapy in transplantation of haematopoietic progenitors
- Optimization of cell therapy by the generation of an NKG2D antigenic chimeric receptor (NKG2DCAR). Evaluation of its specificity, persistence and activity (in



3.3 Infectious Diseases and Immunity Area



Introduction 1

Executive summary 2

Information Groups by Area 3

3.1 Neuroscience Area

3.2 Cardiovascular Area

3.3 Infectious Diseases and Immunity Area

3.4 Large System Pathologies Area

3.5 Cancer and Human Molecular Genetics Area

3.6 Surgery, Transplant and Health Technologies Area

Associated Clinicians 4

Scientific Report

2016
2017
2018

- vitro and in vivo) for the treatment of childhood cancer
- Optimization of NK cell therapy using nanotechnology and antigenic chimeric receptors (CAR)
 - Induction of immunological tolerance in solid organ transplantation through the induction of hematopoietic mixed chimerism by cell therapy
 - Development of academic clinical trials and collaborations with the pharmaceutical industry as a strategy for the development of new therapies more effective and with fewer side effects in childhood cancer

Research Activity

Doctoral theses

Corral Sánchez D. Producción de células Natural Killer activadas con interleuquina-15 para uso clínico en pacientes pediátricos con cáncer[dissertation]. Madrid: UAM: 2018(22/10/2018).

Director: Pérez Martínez A.

Publications

- Barrena Delfa S, Rubio Aparicio P, Martínez Martínez L. Neuroblastoma. *Cir Pediatr.* 2018; 31(2): 57-65. Article. Not Indexed
- Calvo C, Sainz T, Codoner-Franch P, Santiago B, García-García ML, Vera CG, Muñoz-Fernández MA, Pérez-Martínez A, Rivero I, Pérez CF, Mejías A, Martínón-Torres F, Cabañas F. Paediatric research in Spain: Challenges and priorities. *INVEST-AEP Platform. An Pediatr.* 2018; 89(5): 314. e1-6. Article. IF: 1.166; Q3
- Escudero A, Martínez-Romera I, Fernández L, Valentín J, González-Vicent M, Vicario JL, Madero-Jarabo R, Díaz MA, Pérez-Martínez A. Donor KIR genotype impacts on clinical outcome after T cell-depleted HLA matched related allogeneic transplantation for high-risk pediatric leukemia patients. *Biol Blood Marrow Tr.* 2018; 24(12): 2493-500. Article. IF: 3.599; Q2
- Fernández L, Leivas A, Valentín J, Escudero A, Corral D, de Paz R, Vela M, Bueno D, Rodríguez R, Torres JM, Díaz-Almirón M, López-Collazo E, Martínez-López J, Pérez-Martínez A. How do we manufacture clinical-grade interleukin-15-stimulated natural killer cell products for cancer treatment? *Transfusion.* 2018; 58(6): 1340-7. Article. IF: 3.111; Q2
- Perruccio K, Sisinni L, Pérez-Martínez A, Valentín J, Capolsini I, Massei MS, Caniglia M, Cesaro S. High incidence of early human herpesvirus-6 infection in children undergoing haploidentical manipulated stem cell transplantation for hematologic malignancies. *Biol Blood Marrow Tr.* 2018; 24(12): 2549-57. Article. IF: 3.599; Q2
- Ruiz-Pinto S, Pita G, Martín M, Alonso-Gordoa T, Barnes DR, Alonso MR, Herraes B, García-Miguel P, Alonso J, Pérez-Martínez A, Carton AJ, Gutiérrez-Larraya F, García-Sáenz JA, Benítez J, Easton DF, Patino-García A, González-Neira A. Exome array analysis identifies ETFB as a novel

susceptibility gene for anthracycline-induced cardiotoxicity in cancer patients. *Breast Cancer Res Tr.* 2018; 167(1): 249-56. Article. IF: 3.471; Q2

- Sisinni L, Gasior M, de Paz R, Querol S, Bueno D, Fernández L, Marsal J, Sastre A, Gimeno R, Alonso L, Badell I, López-Granados E, Torres J, Medina L, Torrent M, de Heredia CD, Escudero A, Pérez-Martínez A. Unexpected high incidence of human herpesvirus-6 encephalitis after naive T cell-depleted graft of haploidentical stem cell transplantation in pediatric patients. *Biol Blood Marrow Tr.* 2018; 24(11): 2316-23. Article. IF: 3.599; Q2
- Somovilla-Crespo B, Monzón MTM, Vela M, Corraliza-Gorjón I, Santamaría S, García-Sanz JA, Kremer L. 92R Monoclonal antibody inhibits human CCR9(+) leukemia cells growth in NSG mice xenografts. *Front Immunol.* 2018; 9: 77. Article. IF: 4.716; Q2
- Vela M, Corral D, Carrasco P, Fernández L, Valentín J, González B, Escudero A, Balas A, de Paz R, Torres J, Leivas A, Martínez-López J, Pérez-Martínez A. Haploidentical IL-15/41BBL activated and expanded natural killer cell infusion therapy after salvage chemotherapy in children with relapsed and refractory leukemia. *Cancer Lett.* 2018; 422: 107-17. Article. IF: 6.508; Q1

Public projects

Escudero López A. Identificación de biomarcadores genéticos que ayuden a predecir la evolución del trasplante de progenitores hematopoyéticos en edad pediátrica (PI17/01921). ISCIII. 2015-2020.

Management centre: FIBHULP

Pérez Martínez A. Técnico laboratorio (PEJ16/MED/TL-0713). CM. 2017-2019.

Management centre: FIBHULP

Pérez Martínez A. Diseño del receptor antigénico quimérico Nkg2D (Car-Nkg2D) como terapia celular en los sarcomas infantiles (PI15/00973). ISCIII. 2015-2018.

Management centre: FIBHULP

Private projects

Pérez Martínez A. Ensayo clínica fase I/II, multicéntrico abierto, de infusión de células NK activadas para el tratamiento de niños, adolescentes y adultos jóvenes con sarcomas. Fundación La Sonrisa de Alex. 2017-Ongoing.

Management centre: FIBHULP

Pérez Martínez A. Estudio mediante tecnología de alto rendimiento de la predisposición hereditaria al cáncer infantil. Fundación Cris Contra el Cáncer. 2017-Ongoing.

Management centre: FIBHULP

Pérez Martínez A. Infusión de células natural killer como tratamiento de consolidación en niños y adolescentes con leucemia mieloblástica aguda. Fundación Mutua Madrileña. 2015-Ongoing.

Management centre: FIBHULP



3.3 Infectious Diseases and Immunity Area



Introduction

1

Executive summary

2

Information Groups by Area

3

3.1 Neuroscience Area

3.2 Cardiovascular Area

3.3 Infectious Diseases and Immunity Area

3.4 Large System Pathologies Area

3.5 Cancer and Human Molecular Genetics Area

3.6 Surgery, Transplant and Health Technologies Area

Associated Clinicians

4

Scientific Report

2016
2017
2018

Pérez Martínez A. inmunoterapia con celulas natural killer en el cáncer infantil. Ayuntamiento de Pedroñeras. 2015-Ongoing.

Managment centre: FIBHULP

Pérez Martínez A. Inmunoterapia en sarcomas: combinación del anticuerpo anti-cxcr4 y la terapia celular NK. Fundación La Sonrisa de Alex y María Paz Jiménez. 2016-Ongoing.

Managment centre: FIBHULP

Pérez Martínez A. NK cell team-2: inmunoterapia con células natural killer en el niño. Fundación Cris Contra el Cancer. 2014-Ongoing.

Managment centre: FIBHULP

Pérez Martínez A. Optimización de la terapia celular NK en sarcomas pediátricos mediante el uso nanopartículas multifuncionalizadas. Fundación Cris Contra el Cáncer. 2013-Ongoing.

Managment centre: FIBHULP

Pérez Martínez A. Programa de educación médica en trasplante pediátrico. Gilead Sciences S.L. 2017-Ongoing.

Managment centre: FIBHULP

Pérez Martínez A. Terapia celular basada en el receptor quimerico NKG2D (CAR-NKG2D) para la leucemia infantil. Fundación Uno Entre Cien Mil. 2015-Ongoing.

Managment centre: FIBHULP

Pérez Martínez A. Terapia celular con el receptor antigénico quimérico NKG2D(CAR-NKG2D) para los tumores sólidos infantiles. Fundación Asociación Española Contra el Cáncer. 2016-Ongoing.

Managment centre: FIBHULP

Pérez Martínez A. Unidad de investigación y de terapias avanzadas en hematología infantil. Fundación Cris Contra el Cáncer. 2016-Ongoing.

Managment centre: FIBHULP

Rubio Aparicio PM. Actualización y renovación de la actividad en el Servicio de Oncología Pediátrica del Hospital Universitario La Paz. Astellas Pharma S.A. 2012-Ongoing.

Managment centre: FIBHULP

Clinical trials

Pérez Martínez A. Estudio multicéntrico de fase I/2, de aumento escalonado de la dosis, para evaluar la seguridad, la farmacocinética, la farmacodinámica y la eficacia de Quizartinib, en combinación con quimioterapia de reinducción y como tratamiento de mantenimiento con un solo agente. En pacientes pediátricos con MLA refractaria o en recaída de entre 1 mes y 18 años (y adultos jóvenes de hasta 21 años) con mutaciones de FLT3-ITD. Type: Clinical Trial, phase I.

HULP code: 5045. Sponsored's protocol code: AC220-A-U202.

Sponsored by: Daiichi Sankyo, Inc. Signed date: 05/09/2018

Pérez Martínez A. Estudio de fase 2B, abierto y de un solo grupo para evaluar la farmacocinética, la eficacia, la seguridad y la tolerabilidad de Letermovir en participantes pediátricos desde el nacimiento hasta menos de 18 años con riesgo de sufrir infección y/o enfermedad por CMV después de un trasplante alogénico de células madre hematopoyéticas (TCMH). Type: Clinical Trial, phase II.

HULP code: 5199. Sponsored's protocol code: MK-8228-030.

Sponsored by: Merck Sharp & Dhome Corp. Signed date: 11/12/2018

Pérez Martínez A. Ensayo en fase IB para evaluar Idelalisib en niños y adolescentes con linfoma difuso de células B grandes o linfoma mediastínico de células B recidivante o resistente en combinación con rice. Type: Clinical Trial, phase I.

HULP code: 4962. Sponsored's protocol code: GS-US-313-1090.

Sponsored by: Gilead Sciences Inc. Signed date: 12/07/2018

Pérez Martínez A. Estudio aleatorizado, abierto, de seguridad y eficacia de Ibrutinib en pacientes pediátricos y adultos jóvenes con linfoma no Hodgkin de células maduras B en recaída o refractario. Type: Clinical Trial, phase III.

HULP code: ANEXO-I 4644. Sponsored's protocol code: 54179060LYM3003.

Sponsored by: Janssen Cilag International Nv. Signed date: 30/11/2018

Patents and trademarks

Vela Cuenca M, González Navarro P, Valentín Quiroga J, Escudero López A, Pérez Martínez A, Fernández Casanova L, inventors; FIBHULP, CNIO, assignees. Anti-CX-CR4 antibody combined with activated and expanded natural killer cells for cancer immunotherapy. 62/642,313 US Provisional Application; 2018 March 13.



3.3 Infectious Diseases and Immunity Area



Introduction 1

Executive summary 2

Information Groups by Area 3

3.1 Neuroscience Area

3.2 Cardiovascular Area

3.3 Infectious Diseases and Immunity Area

3.4 Large System Pathologies Area

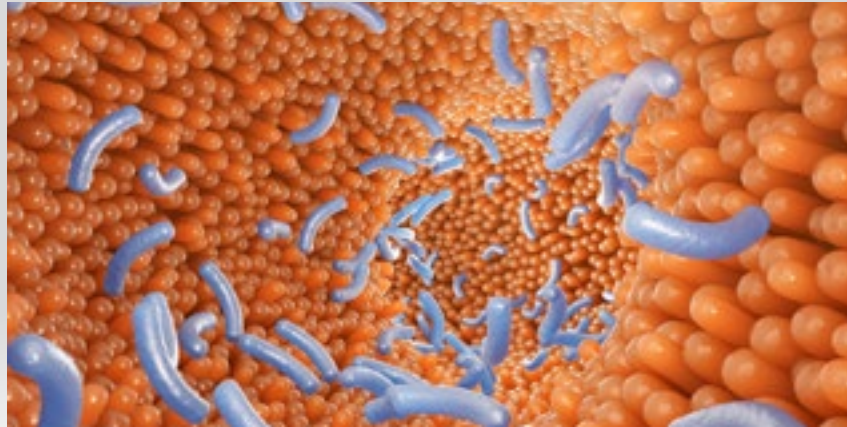
3.5 Cancer and Human Molecular Genetics Area

3.6 Surgery, Transplant and Health Technologies Area

Associated Clinicians 4

Scientific Report

2016
2017
2018



Publications: **13** Impact Factor: **42.487** QI: **4**

Intestinal Diseases Research Group (HUF)

Fernando Bermejo San José. Jefe Servicio de Digestivo. Hospital Universitario de Fuenlabrada

Alicia Algaba García. Investigadora Servicio de Digestivo. Hospital Universitario de Fuenlabrada

Iván Guerra Marina. Médico Adjunto Servicio de Digestivo. Hospital Universitario de Fuenlabrada

Daniel Bonillo Cambrodón. Médico Adjunto Servicio de Digestivo. Hospital Universitario de Fuenlabrada

Maria del Mar Aller Zamanillo. Enfermera Del Servicio de Digestivo. Hospital Universitario de Fuenlabrada

Laura Jiménez Márquez. Investigadora Servicio de Digestivo. Hospital Universitario de Fuenlabrada

Ángel Serrano del Moral. Médico Adjunto Servicio de Cirugía General y Digestiva. Hospital Universitario de Fuenlabrada

Estibalitz Pérez Viejo. Médico Adjunto Servicio de Cirugía General y Digestiva. Hospital Universitario de Fuenlabrada

Alfredo Rivera Díaz. Médico Adjunto Servicio de Cirugía General y Digestiva. Hospital Universitario de Fuenlabrada

Covadonga del Riego Fernández. Médico Adjunto Servicio de Radiología. Hospital Universitario de Fuenlabrada

Teresa Martín Fernández-Gallardo. Médico Adjunto Servicio de Radiología. Hospital Universitario de Fuenlabrada

Belén Hernández Muniesa. Farmacéutica. Hospital Universitario de Fuenlabrada

Antonio Guardiola Arévalo. Médico Adjunto Servicio de Digestivo. Hospital Universitario de Fuenlabrada

Daniel Garza Jiménez. Enfermero del Servicio de Digestivo. Hospital Universitario de Fuenlabrada

Strategic Objective

The research group is formed by gastroenterologists, surgeons, radiologist, biologist, pharmacist and nurses, and its research area focuses on intestinal pathology, with special emphasis on chronic inflammatory bowel disease, which mainly includes two clinical entities, ulcerative colitis and Crohn's disease. Also our group has as areas of interest other entities or intestinal diseases such as colorectal cancer.

Research Lines

- The main lines of research include the participation and implementation of clinical and basic studies in ulcerative colitis and Crohn's disease, as well as epidemiological studies and clinical trials with new drugs and new therapies (such as stem cells) for the treatment of inflammatory bowel disease. Additionally, participation in basic and epidemiological studies in colorectal cancer



3.3 Infectious Diseases and Immunity Area

Introduction 1

Executive summary 2

Information Groups by Area 3

3.1 Neuroscience Area

3.2 Cardiovascular Area

3.3 Infectious Diseases and Immunity Area

3.4 Large System Pathologies Area

3.5 Cancer and Human Molecular Genetics Area

3.6 Surgery, Transplant and Health Technologies Area

Associated Clinicians 4

Scientific Report

2016
2017
2018

Research Activity

Books and book chapters

Hernández Muniesa B, Fernández Román AB, Piqueras Alcohol MB. Enfermedad aguda hepatocelular: hepatitis tóxica. In: Rodríguez Borja E. Patología hepatobiliar y laboratorio clínico. Madrid: Asociación Española de Biopatología Médica - Medicina de Laboratorio, 2018. p.79-102

Publications

- del Moral AS, Viejo EP, Romero IM, Caravaca GR, Pérez FP. Systematic second-look surgery plus HIPEC in patients without evidence of recurrence, at high risk of carcinomatosis after colorectal cancer resection. *Cir Espan.* 2018; 96(2): 97-102. Article. IF: 0.835; Q4
- Vargas CRD, Algaba A, Guerra I, Serrano A, Pérez-Viejo E, Aullo C, Bermejo F. Resources used in the treatment of perianal Crohn's disease and the results in a real-life cohort. *Gastroent Hepat-Barc.* 2018; 41(6): 353-61. Article. IF: 1.126; Q4
- Guardiola-Arévalo A, Rodríguez RG, Gutiérrez MR, Moreno AZG, Vela AG, Simón RS, Hernando CG, Esteban EMA. Hepatitis B virus e antigen-negative chronic infection. Treatment based on glutamic pyruvic transaminase and hepatitis B virus deoxyribonucleic acid cut-off values. *Gastroent Hepat-Barc.* 2018; 41(3): 153-62. Article. IF: 1.126; Q4
- Bermejo F, Aguas M, Chaparro M, Domenech E, Echarri A, García-Planella E, Guerra I, Gisbert JP, López-Sanromán A. Recommendations of the Spanish Working Group on Crohn's Disease and Ulcerative Colitis (GETECCU) on the use of tiopurines in inflammatory bowel disease. *Gastroent Hepat-Barc.* 2018; 41(3): 205-21. Review. IF: 1.126; Q4
- Arjona-Sánchez A, Barrios P, Boldo-Roda E, Camps B, Carrasco-Campos J, Martín VC, García-Fadrique A, Gutiérrez-Calvo A, Morales R, Ortega-Pérez G, Pérez-Viejo E, Prada-Villaverde A, Torres-Melero J, Vicente E, Villarejo-Campos P, Sánchez-Hidalgo JM, Casado-Adam A, García-Martín R, Medina M, Caro T, Villar C, Aranda E, Cano-Osuna MT, Diaz-López C, Torres-Tordera E, Briceno-Delgado FJ, Rufián-Peña S. HIPECT4: multicentre, randomized clinical trial to evaluate safety and efficacy of Hyperthermic intra-peritoneal chemotherapy (HIPEC) with Mitomycin C used during surgery for treatment of locally advanced colorectal carcinoma. *BMC Cancer.* 2018; 18: 183. Article. IF: 2.933; Q3
- Taxonera C, Ponferrada A, Riestra S, Bermejo F, Saro C, Martín-Arranz MD, Cabriada JL, Barreiro-de Acosta M, de Castro ML, López-Serrano P, Barrio J, Suárez C, Iglesias E, Argüelles-Arias F, Ferrer I, Marín-Jiménez I, Hernández-Camba A, Bastida G, Van Domselaar M, Martínez-Montiel P, Olivares D, Rivero M, Fernández-Salazar L, Nantes O, Merino O, Alba C, Gisberty JP, Martín-Rodríguez MD, Botella B, Carpio D, Ceballos D, Verdejo C, Morales I, Legido J, Penate M, Chaparro M, Algaba A, de Francisco R. Serial tuberculin skin tests improve the detection of latent tuberculosis infection in patients with inflammatory bowel disease. *J Crohns Colitis.* 2018; 12(11): 1270-9. Article. IF: 7.827; Q1
- Caro CR, Manzanedo I, Pereira F, Carrión-Álvarez L, Serrano A, Pérez-Viejo E. Cytoreductive surgery combined with hyperthermic intraperitoneal chemotherapy (HIPEC) in patients with

gastric cancer and peritoneal carcinomatosis. *EJSO-Eur J Surg Onc.* 2018; 44(11): 1805-10. Article. Not Indexed

- Manzanedo I, Losada B, Martínez-Torres B, Pereira F, Serrano A, Juez I, Pérez-Viejo E, Gutiérrez D, Peiró V, Aullo C. Validation of diagnostic methods for peritoneal carcinomatosis secondary to ovarian cancer. CT-scan, PET-CT or laparoscopy, what is the best? *Minerva Ginecol.* 2018; 70(4): 488-90. Letter. Not Indexed
- Chaparro M, Garre A, Ricart E, Iborra M, Mesonero F, Vera I, Riestra S, García-Sánchez V, de Castro ML, Martín-Cardona A, Aldegue X, Mínguez M, de Acosta MB, Rivero M, Muñoz F, Andréu M, Bargallo A, González-Munoz C, Calle JLP, García-Sepulcre MF, Bermejo F, Huguet JM, Cabriada JL, Gutiérrez A, Manosa M, Villoria A, Carbajo AY, Lorente R, García-López S, Piqueras M, Hinojosa E, Arjol C, Sicilia B, Conesa AM, Sainz E, Almela P, Llao J, Roncero O, Camo P, Taxonera C, Van Domselaar M, Pajares R, Legido J, Madrigal R, Lucendo AJ, Alcain G, Domenech E, Gisbert JP. Short and long-term effectiveness and safety of vedolizumab in inflammatory bowel disease: results from the ENEIDA registry. *Aliment Pharm Ther.* 2018; 48(8): 839-51. Article. IF: 7.731; D1
- García-Alonso FJ, Santamaría IM, Arévalo AG, Becerra RP, Barros AL, Rivera ND, Casas GM, Terradillos SA, Riofrío AL, Peco CAE, Rodríguez EA, Bermejo F. Self-formation assessed by cumulative summation test does not reach recommended thresholds for optical diagnosis of colorectal polyps 7mm. *Digest Dis Sci.* 2018; 63(10): 2573-81. Article. IF: 2.397; Q3
- Chaparro M, Verreth A, Lobatón T, Gravito-Soares E, Julsgaard M, Savarino E, Magro F, Birón IA, López-Serrano P, Casanova MJ, Gompertz M, Vitor S, Arroyo M, Pugliese D, Zabana Y, Vicente R, Aguas M, Shitrit ABG, Gutiérrez A, Doherty GA, Fernández-Salazar L, Cadilla JM, Huguet JM, O'Toole A, Stasi E, Marcos NM, Villoria A, Karmiris K, Rahier JF, Rodríguez C, Palomares MDL, Fiorino G, Benítez JM, Principi M, Naftali T, Taxonera C, Mantzaris G, Sebkova L, Iade B, Lissner D, Bradley IF, Roman ALS, Marín-Jiménez I, Merino O, Sierra M, Van Domselaar M, Caprioli F, Guerra I, Peixe P, Piqueras M, Rodríguez-Lago I, Ber Y, van Hoeve K, Torres P, Gravito-Soares M, Rudbeck-Resdal D, Bartolo O, Peixoto A, Martín G, Armuzzi A, Garre A, Donday MG, de Carpi FJM, Gisbert JP. Long-term safety of in utero exposure to anti-TNF alpha drugs for the treatment of inflammatory bowel disease: Results from the multicenter European TEDDY Study. *Am J Gastroenterol.* 2018; 113(3): 396-403. Article. IF: 10.241; D1
- Bermejo F, Guerra I, Algaba A, López-Sanromán A. Pharmacological approach to the management of Crohn's disease patients with perianal disease. *Drugs.* 2018; 78(1): 1-18. Review. IF: 4.993; D1
- García-Planella E, Manosa M, Chaparro M, Beltrán B, Barreiro-de Acosta M, Gordillo J, Ricart E, Bermejo F, García-Sánchez V, Piqueras M, Llao J, Gisbert JP, Cabre E, Domenech E. Serial semi-quantitative measurement of fecal calprotectin in patients with ulcerative colitis in remission. *Scand J Gastroenterol.* 2018; 53(2): 152-7. Article. IF: 2.152; Q4

Public projects

Guerra Marina I. Suspensión del tratamiento anti-TNF en pacientes con enfermedad inflamatoria intestinal: ensayo clínico multicéntrico, prospectivo y aleatorizado (GIS-SUSANTI-TNF-2015). ISCI. 2017-Ongoing.

Management centre: Hospital Universitario La Princesa



3.3 Infectious Diseases and Immunity Area



Introduction 1

Executive summary 2

Information Groups by Area 3

3.1 Neuroscience Area

3.2 Cardiovascular Area

3.3 Infectious Diseases and Immunity Area

3.4 Large System Pathologies Area

3.5 Cancer and Human Molecular Genetics Area

3.6 Surgery, Transplant and Health Technologies Area

Associated Clinicians 4

Scientific Report

2016
2017
2018

Bermejo San José F. Estudio prospectivo y multicéntrico sobre la epidemiología y características ómicas de la enfermedad inflamatoria intestinal de reciente diagnóstico en España. Estudio IBDomics (GIS-2016-IBDomics). ISCIII. 2017-Ongoing.

Management centre: Hospital Universitario La Princesa

Private projects

Bermejo San José F. Colorectal cancer omics collection. Universal Diagnosis S.L (UDX). 2018-Ongoing.

Management centre: HUF

International projects

Bermejo San José F. Registro de exposición a largo plazo prospectivo y observacional de pacientes adultos con colitis ulcerosa moderada a grave (CNTO148U-CO4001). Janssen Biotech. 2018-Ongoing.

Management centre: HUF

Bermejo San José F. Estudio de seguridad a largo plazo de Entyvio (vedolizumab): un estudio de cohortes internacional, observacional y prospectivo de comparación de vedolizumab con otros agentes biológicos en pacientes con colitis ulcerosa o enfermedad de Crohn (MLN-0002_401). Takeda Development Centre Europe. 2018-Ongoing.

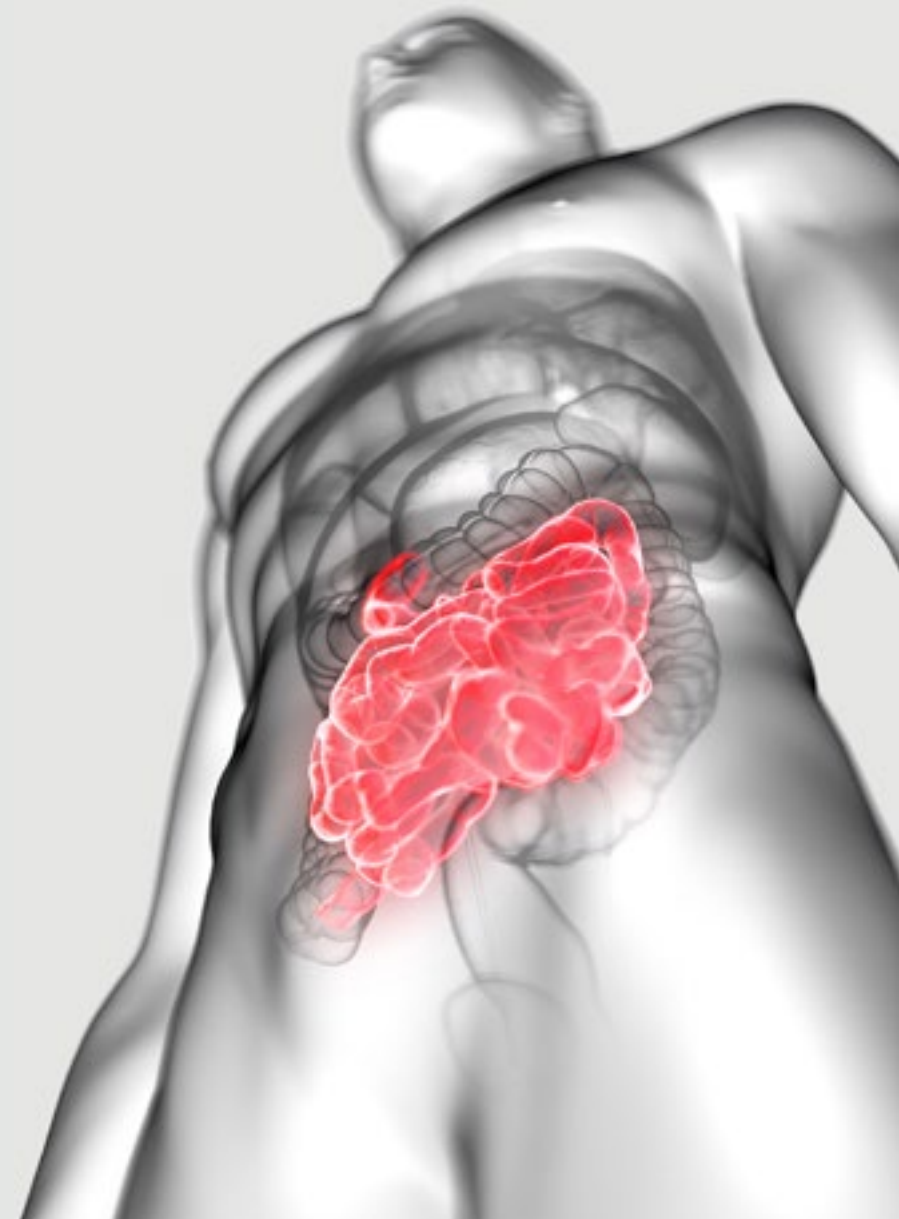
Management centre: HUF

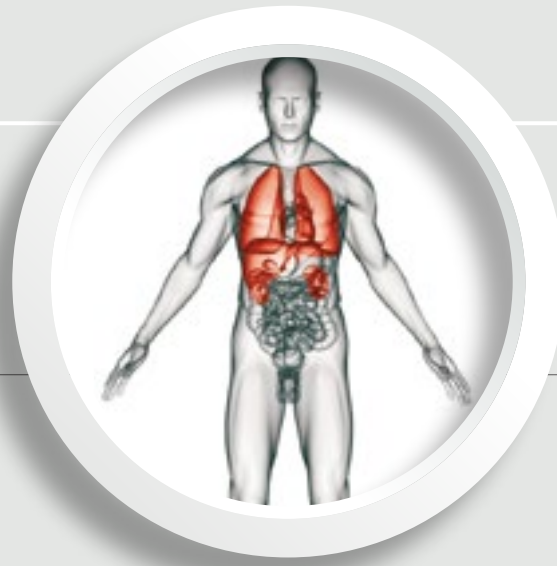
Bermejo San José F. Estudio observacional posterior a la comercialización de cohortes de pacientes con EII tratados con CT-P13 en la práctica clínica habitual (CONNECT) (HOS-INF-2015-01). Hospira, UK Ltd-Pfizer. 2017-2019.

Management centre: HUF

Bermejo San José F. Registro no-intervencionista a largo plazo para evaluar la seguridad y efectividad de HUMIRA (Adalimumab) en pacientes con colitis ulcerosa activa moderada-grave (P11-282). AbbVie. 2014-Ongoing.

Management centre: HUF





3.4 Large System Pathologies Area

Documents: **402** IF: **1781.048**
 Originals: **295** IF: **1448.344**
 DI: **63** QI: **155**

Francisco García Ríó

- Internal Medicine and Systemic Diseases Group
- Organic Dysfunction and Failure in the Aggression Group
- Respiratory Diseases Group
- Regulation of Gene Expression and by Hypoxia Group
- Nephrology Group
- Neonatology Group
- Aging and Fragility in the Elderly Group
- Molecular Hepatology Group

- Diagnosis and Treatment of Allergic Diseases Group
- Gynecologic Oncology Group
- Patient Blood Management Group
- Endocrine Diseases Group
- Urology Group
- Health Care Nurses Research Group
- Maternal and Fetal Medicine Group
- Emergency and Critical Pathology Group



3.4 Large System Pathologies Area



Introduction 1

Executive summary 2

Information Groups by Area 3

3.1 Neuroscience Area

3.2 Cardiovascular Area

3.3 Infectious Diseases and Immunity Area

3.4 Large System Pathologies Area

3.5 Cancer and Human Molecular Genetics Area

3.6 Surgery, Transplant and Health Technologies Area

Associated Clinicians 4

Scientific Report

2016
2017
2018

Strategic Objectives	Development forecast for the coming years	Actions
<p>Area includes 16 research groups that focus their interest on the study of pathogenic mechanisms and therapeutic options in some of the most prevalent diseases in our environment: respiratory, allergological, renal, digestive, gynaecological, ophthalmological and paediatric, both in stable phase and at different levels of severity. In addition, we maintain interest in their involvement in the different phases of development, analyzing both the neonatal phase and old age.</p>	<p>Redefinition of the area with a more transversal character. Although this proposal requires a greater elaboration and consensus of all the groups in the area, the reformulation of the area is proposed as a new one focused, for example, on inflammation and hypoxia.</p> <p>Incorporation of related groups from other areas (immunorheumatology, hepatology, among others) and consolidation of some emerging groups.</p> <p>To ensure that 50% of the publications are in the first quartile of each thematic area.</p> <p>To promote intramural collaborations between groups.</p>	<ul style="list-style-type: none"> • Conduct seminars and coordination meetings among groups of different areas • Promote work and synergies with other research groups of the institute with a deeper trajectory. • Improve the annual number of publications in the first quartile • Promote work and synergies with other research groups of the institute with a deeper trajectory.

IdiPAZ



3.4 Large System Pathologies Area



Introduction 1

Executive summary 2

Information Groups by Area 3

3.1 Neuroscience Area

3.2 Cardiovascular Area

3.3 Infectious Diseases and Immunity Area

3.4 Large System Pathologies Area

3.5 Cancer and Human Molecular Genetics Area

3.6 Surgery, Transplant and Health Technologies Area

Associated Clinicians 4

Scientific Report

2016
2017
2018



Publications: 12 Impact Factor: 40.485 QI: 6

Internal Medicine and Systemic Diseases Group

Francisco Arnalich Fernández. Jefe Servicio de Medicina Interna. Hospital Universitario La Paz. Catedrático. Facultad de Medicina. Universidad Autónoma de Madrid

Gema Atienza Toledo. Técnico de Laboratorio. Universidad Autónoma de Madrid

Anna Bordas Sánchez. Investigadora Predoctoral. Universidad Autónoma de Madrid

José Luis Cedillo Mireles. Investigador Predoctoral (contrato FPU). Universidad Autónoma de Madrid

María del Carmen Fernández Capitán. Jefa de Sección de Medicina Interna. Hospital Universitario La Paz

Carolina Martín Sánchez. Investigadora Predoctoral (Contrato FPI). Universidad Autónoma de Madrid

Carmen Montiel López. Catedrática. Facultad de Medicina. Universidad Autónoma de Madrid

María Angustias Quesada Simón. Facultativo Especialista de Área en Medicina Interna. Hospital Universitario La Paz. Profesora Honoraria. Universidad Autónoma de Madrid

Jaime Renart Pita. Investigador Científico. IIB "Alberto Sols"

Juan José Ríos Blanco. Subdirector Médico. Hospital Universitario La Paz

Strategic Objective

In the setting of the systemic response frequently found in patients attended in Internal Medicine wards, our group has studied some regulatory mechanisms of the innate immune response in patients with sepsis and other inflammatory states such as acute coronary syndromes (ACS), cystic fibrosis and cancer.

The first line of our research is the link between the parasympathetic and innate immune systems, that is the molecular mechanisms by which acetylcholine can influence the immune system via the "cholinergic anti-inflammatory pathway".

This pathway is mediated by the vagus nerve which releases acetylcholine to interact with the $\alpha 7$ subunit of the nicotinic acetylcholine receptor ($\alpha 7nAChR$).

We firstly reported that the neuronal $\alpha 7$ nicotinic receptor subunit gene (CHR-NA7) is partially duplicated in the human genome forming a hybrid gene (CHRFA-M7A) with the novel FAM7A gene, and provided experimental data showing that dup $\alpha 7$ could modulate $\alpha 7$ receptor-mediated synaptic transmission and cholinergic anti-inflammatory response (J Biol Chem 2011). The Toll-like receptor (TLR) plays an important role in the induction of the hyperinflammatory response and tissue injury in sepsis. We found that the $\alpha 7$ gene expression level in septic patients' peripheral blood mononuclear cells (PBMC) is a clinically relevant marker to assess the magnitude of the patient's inflammatory state, disease severity, and clinical outcome (J Infect Dis 2015).

Another exciting line of our research is the involvement of the $\alpha 7$ -nicotinic receptor and its endogenous modulator dup $\alpha 7$ in human smoking-related tumors, and particularly their involvement in tobacco carcinogen-induced tumor development and chemotherapy resistance. This topic has attracted a grant from the Ministerio de Economía y Competitividad from 2014-2017. Besides, professor Jaime Renart who works in our team group, is doing new research on the molecular mecha-



3.4 Large System Pathologies Area



Introduction 1

Executive summary 2

Information Groups by Area 3

3.1 Neuroscience Area

3.2 Cardiovascular Area

3.3 Infectious Diseases and Immunity Area

3.4 Large System Pathologies Area

3.5 Cancer and Human Molecular Genetics Area

3.6 Surgery, Transplant and Health Technologies Area

Associated Clinicians 4

Scientific Report

2016
2017
2018

nisms of podoplanin, a type I transmembrane mucin widely known as a marker for lymphatic endothelial cells that has a critical role during development of the heart, lungs and lymphatic endothelial system. The expression of podoplanin is significantly enhanced during tissue remodelling processes and in several types of human cancer, including squamous cell carcinomas.

Research Lines

Applied research lines:

- Molecular mechanisms involved in the innate immune response
- Link between the parasympathetic and innate immune systems

Collaborative research line:

- Adaptive immune response in human immunodeficiency virus (HIV) infection
- Multicentric group: RIETE group (Registro Español de Enfermedad Trombo-Embólica)
- Molecular mechanisms of podoplanin during tissue remodelling processes and in several types of human cancer
- Mechanisms and clinical features of systemic autoimmune diseases

Lines of study framed in basic research projects:

- Study of the pathophysiological role of nicotinic $\alpha 7$ and $\text{dup-}\alpha 7$ receptors expressed in human macrophages, neurons and lung carcinoma cells
- Identification of signalling pathways connecting nicotinic $\alpha 7$ receptors and negative regulators of TLR-mediated inflammation in human macrophages

Research Activity

Publications

- Bikdeli B, Lobo JL, Jiménez D, Green P, Fernández-Capitán C, Bura-Riviere A, Otero R, DiTullio MR, Galindo S, Ellis M, Parikh SA, Monreal M. Early use of echocardiography in patients with acute pulmonary embolism: Findings from the RIETE Registry. *J Am Heart Assoc.* 2018; 7(17): e009042. Article. IF: 4.66; Q1
- Chai-Adisaksoha C, Iorio A, Crowther MA, de Miguel J, Salgado E, Zdravka M, Fernández-Capitán C, Nieto JA, Barillari G, Bertolotti L, Monreal M. Vitamin K antagonists after 6 months of low-molecular-weight heparin in cancer patients with venous thromboembolism. *Am J Med.* 2018; 131(4): 430-7. Article. IF: 4.76; Q1
- Galanaud JP, Bertolotti L, Amtrano M, Fernández-Capitán C, Pedrajas JM, Rosa V, Barrón M, Lorenzo A, Madridano O, Quere I, Kahn SR, Prandoni P, Monreal M. Predictors of post-thrombotic ulcer after acute DVT: The RIETE Registry. *Thromb Haemostasis.* 2018; 118(2): 320-8. Article. IF: 4.733; Q1

- Grandone E, Di Micco PP, Villani M, Colaizzo D, Fernández-Capitán C, del Toro J, Rosa V, Bura-Riviere A, Quere I, Blanco-Molina A, Margaglione M, Monreal M. Venous thromboembolism in women undergoing assisted reproductive technologies: Data from the RIETE Registry. *Thromb Haemostasis.* 2018; 118(11): 1962-8. Article. IF: 4.733; Q1
- Guisado JG, Trujillo-Santos J, Arcelus JI, Bertolotti L, Fernández-Capitán C, Valle R, Hernández-Hermoso JA, Calvo-Sotelo AE, Nieto JA, Monreal M. Prognosis of venous thromboembolism in orthopaedic surgery or trauma patients and use of thromboprophylaxis. *Rev Clin Esp.* 2018; 218(8): 399-407. Article. IF: 1.043; Q3
- Maldifassi MC, Martín-Sánchez C, Atienza G, Cedillo JL, Arnalich F, Bordas A, Zafra F, Giménez C, Extremera M, Renart J, Montiel C. Interaction of the 7-nicotinic subunit with its human-specific duplicated $\text{dup}7$ isoform in mammalian cells: Relevance in human inflammatory responses. *J Biol Chem.* 2018; 293(36): 13874-88. Article. IF: 4.106; Q2
- Montejano R, Stella-Ascariz N, Monge S, Bernardino JI, Pérez-Valero I, Montes ML, Valencia E, Martín-Carbonero L, Moreno V, González-García J, Rodríguez-Centeno J, Rodés B, Cantos AE, Alejos B, de Miguel R, Arnalich F, Perona R, Arribas JR. Impact of nucleos(t)ide reverse transcriptase inhibitors on blood telomere length changes in a prospective cohort of aviremic HIV-infected adults. *J Infect Dis.* 2018; 218(10): 1531-40. Article. IF: 5.045; Q1
- Rabadán IR, Esteve-Pastor MA, Anguita-Sánchez M, Muniz J, Siles JC, Quesada MA, Ortiz MR, Marín F, Selles MM, Bertomeu V, Lip GYH, Fillat AC, Badimón L. Relation of quality of anticoagulation control with different management systems among patients with atrial fibrillation: Data from FANTASIA Registry. *Eur J Clin Invest.* 2018; 48(5): e12910. Article. IF: 2.784; Q1
- Renart J, Mauro DS, Agorreta A, Rutherford K, Gemell NJ, Quintanilla M. Evolutionary history of the podoplanin gene. *Gene Rep.* 2018; 13: 28-37. Article. Not Indexed
- Robles-Marhuenda A, Vaca M, Romero P, Ferreira A, López-Granados E, Arnalich F. Francisella philomiragia: Think of chronic granulomatous disease. *J Clin Immunol.* 2018; 38(3): 257-9. Letter. IF: 4.128; Q2
- Rubio-Rivas M, Corbella X, Pestana-Fernández M, Tolosa-Vilella C, Guillén-del Castillo A, Colunga-Argüelles D, Trapiella-Martínez L, Iniasta-Arandia N, Castillo-Palma MJ, Saez-Comet L, Egurbide-Arberas MV, Ortego-Centeno N, Freire M, Vargas-Hitos JA, Ríos-Blanco JJ, Todoli-Parra JA, Rodríguez-Carballeira M, Marín-Ballve A, Segovia-Alonso P, Pla-Salas X, Madronero-Vuelta AB, Ruiz-Muñoz M, Fonollosa-Pla V, Simeón-Aznar CP, Moraga EC, Calvo E, Carbonell C, Castillo MJ, Chamorro AJ, Colunga D, Corbella X, Egurbide MV, Espinosa G, Fonollosa V, Freire M, Hernández FJG, León RG, del Castillo AG, Iniasta N, Lorenzo R, Madronero AB, Mari B, Marín A, Ortego-Centeno N, Conesa MP, Pestana M, Pla X, Blanco JJR, Carballeira MR, Rivas MR, Muñoz MR, Comet LS, Segovia P, Simeón CP, Soto A, Tari E, Todoli JA, Tolosa C, Trapiella L, Hitos JAV, Verdejo G. First clinical symptom as a prognostic factor in systemic sclerosis: results of a retrospective nationwide cohort study. *Clin Rheumatol.* 2018; 37(4): 999-1009. Article. IF: 2.293; Q3
- Sánchez-Cano D, Ortego-Centeno N, Callejas JL, Pla VF, Ríos-Fernández R, Tolosa-Vilella C, Espinosa-Garriga G, Colunga-Argüelles D, Egurbide-Arberas MV, Rubio-Rivas M, Freire M, Ríos-Blanco JJ, Trapiella-Martínez L, Rodríguez-Carballeira M, Marín-Ballve A, Pla-Salas X, Simeón-Aznar CP. Interstitial lung disease in systemic sclerosis: data from the Spanish scleroderma study group. *Rheumatol Int.* 2018; 38(3): 363-74. Article. IF: 2.2; Q3



3.4 Large System Pathologies Area



Introduction 1

Executive summary 2

Information Groups by Area 3

3.1 Neuroscience Area

3.2 Cardiovascular Area

3.3 Infectious Diseases and Immunity Area

3.4 Large System Pathologies Area

3.5 Cancer and Human Molecular Genetics Area

3.6 Surgery, Transplant and Health Technologies Area

Associated Clinicians 4

Scientific Report

2016
2017
2018

Public projects

Montiel López C. Arnalich Fernández F. Resistance to chemotherapy and EGFR-targeted therapy induced by tobacco use through nicotinic receptors in non-small cell lung cancer: in vitro, in vivo and patient studies (SAF2017-82689-R). Ministerio de Economía, Industria y Competitividad. 2018-2020.

Management centre: UAM

Private projects

Arnalich Fernández F. Estudio de disfunción ventricular precoz en pacientes con esclerodermia. Glaxosmithkline S.A. 2011-Ongoing.

Management centre: FIBHULP

Arnalich Fernández F. Gestión multidisciplinar de la asistencia al paciente con insuficiencia cardíaca. Academia de Estudios MIR S.L. 2008-Ongoing.

Management centre: FIBHULP

Arnalich Fernández F. Plan de difusión de la enfermedad de Fabry. Almirall S.A. 2015-Ongoing.

Management centre: FIBHULP

Fernández Capitán MC. Estudio longitudinal predictivo de hipertensión pulmonar postrombótica basado en la creación de una red de biobancos vinculados a datos clínicos de embolismo pulmonar (Estudio Osiris). Laboratorios Farmacéuticos Rovi S.A. 2015-Ongoing.

Management centre: FIBHULP

Ríos Blanco JJ. Estudio de hipertensión pulmonar en la cohorte de pacientes con infección VIH del Hospital La Paz. Actelion Pharmaceuticals España. 2010-Ongoing.

Management centre: FIBHULP

Ríos Blanco JJ. Estudio de la relación entre la rigidez arterial y la función endotelial en pacientes con hipertensión de bata blanca. Menarini Diagnósticos S.A. 2009-Ongoing.

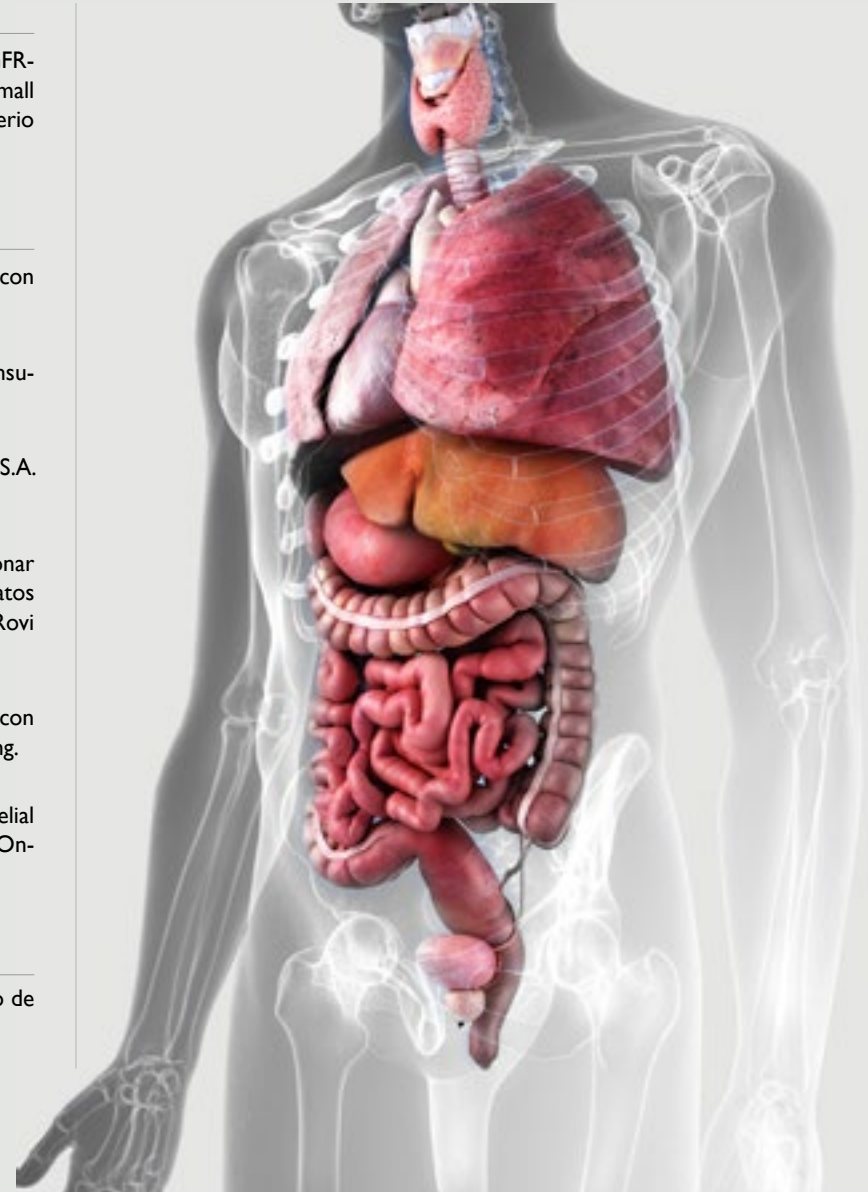
Management centre: FIBHULP

Clinical trials

Quesadas Simón A. Revisión observacional en serie de historias clínicas del uso de Repatha® en sujetos europeos con hiperlipidemia. Type: EPA-SP.

HULP code: Anexo-I PI-2828. Sponsored's protocol code: AMG-EVO-2016-01.

Sponsored by: Amgen S.A. Signed date: 29/05/2018





3.4 Large System Pathologies Area



Introduction 1

Executive summary 2

Information Groups by Area 3

3.1 Neuroscience Area

3.2 Cardiovascular Area

3.3 Infectious Diseases and Immunity Area

3.4 Large System Pathologies Area

3.5 Cancer and Human Molecular Genetics Area

3.6 Surgery, Transplant and Health Technologies Area

Associated Clinicians 4

Scientific Report

2016
2017
2018



Publications: 15 Impact Factor: 74.455 QI: 6

Organic Dysfunction and Failure in the Aggression Group

Abelardo García de Lorenzo y Mateos. Jefe de Servicio de Medicina Intensiva. Hospital Universitario La Paz. Profesor Titular. Facultad de Medicina. Universidad Autónoma de Madrid

Alejandro Agrifoglio Rotaeché. Facultativo Especialista de Área en Medicina Intensiva. Hospital Universitario La Paz

Jose Manuel Añón Elizalde. Jefe de Sección en Medicina Intensiva. Hospital Universitario La Paz

María José Asensio Martín. Jefe de Sección Medicina Intensiva. Hospital Universitario La Paz

María Antonia Arce Mediburu. Facultativo Especialista de Área en Medicina Intensiva. Hospital Universitario La Paz

Lucía Cachafeiro Fuciños. Facultativo Especialista de Área en Medicina Intensiva. Hospital Universitario La Paz

Belén Civantos Martín. Facultativo Especialista de Área en Medicina Intensiva.

María Belén Estebáñez Montiel. Facultativo Especialista de Área en Medicina Intensiva. Coordinador de Trasplante. Hospital Universitario La Paz

Juan Carlos Figueira Iglesias. Facultativo Especialista de Área en Medicina Intensiva. Hospital Universitario La Paz

Eva Mercedes Flores Cabeza. Facultativo Especialista de Área en Medicina Intensiva. Hospital Universitario La Paz

Ricardo García Hernández. Facultativo Especialista de Área en Medicina Intensiva. Hospital Universitario La Paz

Mónica Hernández Bernal. Médico Adjunto Especialista en Unidad de Cuidados Intensivos. Hospital Universitario La Paz

Eva Herrero de Lucas. Facultativo Especialista de Área en Medicina Intensiva. Hospital Universitario La Paz

Jesús Javier Manzanares Gómez. Facultativo Especialista de Área en Medicina Intensiva. Hospital Universitario La Paz

Eva Perales Ferrera. Facultativo Especialista de Área en Medicina Intensiva. Hospital Universitario La Paz

Itziar Pozuelo Echegaray. Facultativo Especialista de Área en Medicina Intensiva. Hospital Universitario La Paz

Montserrat Aránzazu Rodríguez Aguirregaviria. Facultativo Especialista de Área en Medicina Intensiva. Hospital Universitario Infanta Leonor

Santos Manuel Sánchez Sánchez. Jefe de Sección de Medicina Intensiva. Hospital Universitario La Paz

Santiago Yus Teruel. Facultativo Especialista de Área en Medicina Intensiva. Hospital Universitario La Paz



3.4 Large System Pathologies Area



Introduction 1

Executive summary 2

Information Groups by Area 3

3.1 Neuroscience Area

3.2 Cardiovascular Area

3.3 Infectious Diseases and Immunity Area

3.4 Large System Pathologies Area

3.5 Cancer and Human Molecular Genetics Area

3.6 Surgery, Transplant and Health Technologies Area

Associated Clinicians 4

Scientific Report

2016
2017
2018

Strategic Objective

The global objective of the investigation team on Dysfunction and Organ Failure in Aggression is the optimization of the patient management in the really critical ill patients who can develop organ dysfunction or organ failure. Multiorgan Dysfunction & Multiorgan Failure Syndrome (MOF-MOD Syndrome) are correlated with bad prognostic and high mortality rates.

D-FMO Syndrome is correlated both with the disease severity and the therapeutic efforts. The therapeutic management of the patient must be early and directed to specific objectives.

Otherwise, the support measures must be directed to the specific situations (like sepsis, trauma...) and to the Organs or Systems in Dysfunction or Failure (coagulation, haemodynamic, respiratory or renal...)

Finally, the detection or D-FMO Syndrome employing not only single markers (clinic) but early and organ specific biomarkers (basic or advanced biochemical markers, molecular markers...) can bring a higher efficacy and better results.

Research Lines

- Biomarkers
- Resuscitation income
- Therapeutic support

Research Activity

Doctoral theses

Agrifoglio Rotaache A. Farmacocinética de micafungina en una población de pacientes quemados críticos[dissertation]. Madrid: Universidad Autónoma de Madrid: 2018(21/06/2018).

Directors: Cachafeiro Fuciños L, Sánchez Sánchez SM.

Publications

- Agrifoglio A, Cachafeiro L, Herrero E, Sánchez M, de Lorenzo AG. Are we near to the end of the standard dose of micafungin? *Crit Care*. 2018; 22: 149. Letter. IF: 6.959; Q1
- Alonso-Ovies A, Nin N, Martín MC, Gordo F, Merino P, Añón JM, Obon B, Magret M, Gutierrez I. Safety incidents in airway and mechanical ventilation in Spanish ICUs: The IVeMVA study. *J Crit Care*. 2018; 47: 238-44. Article. IF: 2.783; Q2
- Álvarez-Lerma F, Palomar-Martínez M, Sánchez-García M, Martínez-Alonso M, Álvarez-Rodríguez

J, Lorente L, Arias-Rivera S, García R, Gordo F, Añón JM, Jam-Gatell R, Vázquez-Calatayud M, Agra Y. Prevention of ventilator-associated pneumonia: The multimodal approach of the Spanish ICU "Pneumonia Zero" Program. *Crit Care Med*. 2018 ;46(2): 181-8. Article. IF: 6.971; Q1

- Araujo JB, Añón JM, de Lorenzo AG, García-Fernández AM, Esparcia M, Adán J, Relanzon S, Quiles D, de Paz V, Molina A. Late complications of percutaneous tracheostomy using the balloon dilation technique. *Med Intensiva*. 2018; 42(3): 151-8. Article. IF: 1.982; Q3
- Collet MO, Caballero J, Sonnevile R, Bozza FA, Nydahl P, Schandl A, Woien H, Citerio G, van den Boogaard M, Hastbacka J, Haenggi M, Colpaert K, Rose L, Barbateskovic M, Lange T, Jensen A, Krog MB, Egerod I, Nibro HL, Wetterslev J, Perner A, (Herrero de Lucas E, Estebáñez B). Prevalence and risk factors related to haloperidol use for delirium in adult intensive care patients: the multinational AID-ICU inception cohort study. *Intens Care Med*. 2018; 44(7): 1081-9. Article. IF: 18.967; D1
- Culebras JM, de Lorenzo AG. Pilar Marco Garde (1944-2018) In Memoriam. *Nutr Hosp*. 2018; 35(5): 1252-3. Article. IF: 0.759; Q4
- Estebáñez B, Medina NG, Caparrós R, Monforte L, del-Castillo-Alonso MA, Martínez-Abaigar J, Núñez-Olivera E. Spores potentially dispersed to longer distances are more tolerant to ultraviolet radiation: A case study in the moss genus *Orthotrichum*. *Am J Bot*. 2018; 105(6): 996-1008. Article. IF: 2.481; Q1
- Extremera P, Añón JM, de Lorenzo AG. Are outpatient clinics justified in intensive care medicine? *Med Intensiva*. 2018; 42(2): 110-3. Article. IF: 1.982; Q3
- Hernández-Pacheco N, Guillén-Guio B, Acosta-Herrera M, Pino-Yanes M, Corrales A, Ambros A, Nogales L, Muriel A, González-Higueras E, Díaz-Domínguez FJ, Zavala E, Belda J, Ma SF, Villar J, Flores C, (Añón JM). A vascular endothelial growth factor Mark receptor gene variant is associated with susceptibility to acute respiratory distress syndrome. *Intensive Care Med Exp*. 2018; 6: 16. Article. Not Indexed
- Moreno G, Rodríguez A, Reyes LF, Gómez J, Sole-Violán J, Diaz E, Bodi M, Trefler S, Guardiola J, Yébenes JC, Soriano A, Garnacho-Montero J, Socías L, Ortiz MD, Correig E, Marín-Corral J, Vallverdu-Vidal M, Restrepo MI, Torres A, Martín-Loeches I. Corticosteroid treatment in critically ill patients with severe influenza pneumonia: a propensity score matching study. *Intens Care Med*. 2018; 44(9): 1470-82. Article. IF: 18.967; D1
- Ramírez E, Martín A, Villán Y, Lorente M, Ojeda J, Moro M, Vara C, Avenza M, Domingo MJ, Alonso P, Asensio MJ, Blázquez JA, Hernández R, Frías J, Frank A. Effectiveness and limitations of an incident-reporting system analyzed by local clinical safety leaders in a tertiary hospital Prospective evaluation through real-time observations of patient safety incidents. *Medicine*. 2018; 97(38): e12509. Article. IF: 1.87; Q2
- Raurich JM, Llopart-Pou JA, García-de-Lorenzo A, Soto AB, Marse P, Frontera G, Pérez-Barcelona J. Effect of the route of nutrition and l-alanyl-l-glutamine supplementation in amino acids' concentration in trauma patients. *Eur J Trauma Emerg S*. 2018; 44(6): 869-76. Article. IF: 1.781; Q2
- Rodríguez GS, Fernández MC, Vidal FG, Arias MG, Pena MSH, Ayerdi BA, Andrés EB, Selles AF, García PJL, García MG, de Cos PM, Gallego JMA, Mateos AGDY, Álvarez JT, Gómez PR, Delgado MCM. Handover in intensive care. *Med Intensiva*. 2018; 42(3): 168-79. Article. IF: 1.982; Q3



3.4 Large System Pathologies Area



Introduction 1

Executive summary 2

Information Groups by Area 3

- 3.1 Neuroscience Area
- 3.2 Cardiovascular Area
- 3.3 Infectious Diseases and Immunity Area
- 3.4 Large System Pathologies Area**
- 3.5 Cancer and Human Molecular Genetics Area
- 3.6 Surgery, Transplant and Health Technologies Area

Associated Clinicians 4

Scientific Report
2016
2017
2018

- Rubio O, Arnau A, Cano S, Subira C, Balerdi B, Perea ME, Fernández-Vivas M, Barber M, Llamas N, Altaba S, Prieto A, Gómez V, Martín M, Paz M, Quesada B, Espanol V, Montejó JC, Gómez JM, Miro G, Xirgu J, Ortega A, Rascado P, Sánchez JM, Marcos A, Tizon A, Monedero P, Zabala E, Murcia C, Torrejon I, Planas K, Añón JM, Hernández G, Fernández MDM, Guía C, Arauzo V, Pérez JM, Catalan R, Gonzalez J, Poyo R, Tomas R, Saralegui I, Mancebo J, Sprung C, Fernández R. Limitation of life support techniques at admission to the intensive care unit: a multicenter prospective cohort study. *J Intensive Care*. 2018; 6: 24. Article. Not Indexed
- Villar J, Martínez D, Mosteiro F, Ambros A, Añón JM, Ferrando C, Soler JA, Montiel R, Vidal A, Conesa-Cayuela LA, Blanco J, Arrojo R, Solano R, Capilla L, del Campo R, Civantos B, Fernández MM, Aldecoa C, Parra L, Gutiérrez A, Martínez-Jiménez C, González-Martín JM, Fernández RL,

Kacmarek RM. Is overall mortality the right composite endpoint in clinical trials of acute respiratory distress syndrome? *Crit Care Med*. 2018; 46(6): 892-9. Article. IF: 6.971; Q1

Patents and trademarks

Herrero Ambrosio A, Ramírez García E, Ojeda Feo JJ, Pérez Rodríguez J, Asensio Martín MJ, González Sánchez ML, Moro Agud M, Lorente Romeo M, López Nieto M, Gómez Rioja R, authors; FIBHULP, assignee. Trademark name: SINOIRES; CM 13.080.056; 2014 July 14.





3.4 Large System Pathologies Area



Introduction 1

Executive summary 2

Information Groups by Area 3

3.1 Neuroscience Area

3.2 Cardiovascular Area

3.3 Infectious Diseases and Immunity Area

3.4 Large System Pathologies Area

3.5 Cancer and Human Molecular Genetics Area

3.6 Surgery, Transplant and Health Technologies Area

Associated Clinicians 4

Scientific Report

2016
2017
2018



Respiratory Diseases Group

Publications: 25 Impact Factor: 135.075 QI: 17

Francisco José García Río. Jefe de Sección de Neumología. Hospital Universitario La Paz. Profesor Titular. Facultad de Medicina. Universidad Autónoma de Madrid

Sergio Alcolea Batres. Facultativo Especialista de Área en Neumología. Hospital Universitario La Paz

Rodolfo Álvarez-Sala Walther. Jefe de Servicio de Neumología. Hospital Universitario La Paz. Catedrático. Facultad de Medicina. Universidad Autónoma de Madrid

Juan José Cabanillas Martín. Facultativo Especialista de Área en Neumología. Hospital Universitario La Paz

Carlos Javier Carpio Segura. Facultativo Especialista de Área en Neumología. Hospital Universitario La Paz

Raquel Casitas Mateo. Facultativo Especialista de Área en Neumología. Hospital Universitario La Paz

Carolina Cubillos Zapata. Investigadora Posdoctoral (Investigadora CIBERES). CIBER de Enfermedades Respiratorias

Elena Díaz García. Investigadora predoctoral (CIBERES). CIBER de Enfermedades Respiratorias

Raúl Galera Martínez. Facultativo Especialista de Área en Neumología. Hospital Universitario La Paz

Luis Gómez Carrera. Facultativo Especialista de Área en Neumología. Hospital Universitario La Paz

María Antonia Gómez Mendieta. Facultativo Especialista de Área en Neumología. Hospital Universitario La Paz

Ana Jaureguizar Oriol. Facultativo Especialista de Área en Neumología. Hospital Universitario La Paz

Elisabet Martínez Cerón. Facultativo Especialista de Área en Neumología. Hospital Universitario La Paz

José María Pino García. Facultativo Especialista de Área en Neumología. Hospital Universitario La Paz

Concepción Prados Sánchez. Jefe de Sección de Neumología. Hospital Universitario La Paz

David Romero Ribate. Facultativo Especialista de Área en Neumología. Hospital Universitario La Paz

Ana Santiago Recuerda. Facultativo Especialista de Área en Neumología. Hospital Universitario La Paz

Carlos Villasante Fernández-Montes. Jefe de Sección de Neumología. Hospital Universitario La Paz

Ester Zamarrón de Lucas. Facultativo Especialista de Área en Neumología. Hospital Universitario La Paz

Strategic Objective

Our group studies the molecular mechanisms of cardiovascular morbidity associated with sleep breathing disorders, in particular, the sleep apnoeahypopnea syndrome(SAHS).

We also provide evidence for making clinical decisions on patients with these disorders. We conduct studies to evaluate the mechanisms involved in the development of arterial hypertension, arrhythmias, heart failure, ischaemic heart disease, pulmonary hypertension, pulmonary embolism, and carbohydrate metabolism disorders.



3.4 Large System Pathologies Area



Introduction 1

Executive summary 2

Information Groups by Area 3

3.1 Neuroscience Area

3.2 Cardiovascular Area

3.3 Infectious Diseases and Immunity Area

3.4 Large System Pathologies Area

3.5 Cancer and Human Molecular Genetics Area

3.6 Surgery, Transplant and Health Technologies Area

Associated Clinicians 4

Scientific Report

2016
2017
2018

In terms of the pathogenesis of airflow limitations, several of our projects have focused on small airway function, bronchial hyperresponsiveness and exercise adaptation in a number of obstructive diseases, particularly COPD, asthma and cystic fibrosis. We also evaluate the objective measurement of daily physical activity in these patients and contribute to the best definition of its determinants and its clinical and prognostic usefulness. We collaborate with other research groups to study the contribution of the innate immune system to the evolution of these diseases and the relationship between the response to hypoxia and the clinical expression of COPD and SAHS.

Finally, in the field of the systematisation of lung function testing, we create reference values for various population groups and define the methodological aspects of the measurement of exhaled breath condensate and nitric oxide.

Research Lines

- Morbidity of sleep-disordered breathing
- Pathogenesis of airflow limitation
- Systematization of lung function testing

Research Activity

Doctoral theses

Pardo Rovira P. Valor pronóstico de la reversibilidad bronquial en pacientes con enfermedad pulmonar obstructiva crónica [dissertation]. Madrid: UAM: 2018 (19/06/2018).

Director: García Río F

Ponce Dorrego MD. Tratamiento endovascular de los shunts portosistémicos congénitos [dissertation]. Madrid: UAM: 2018 (16/10/2018).

Directors: Álvarez-Sala Walther R, Garzón Moll G.

Ruíz Pérez D. Atenuación del rechazo inmunitario con células madre mesenquimales derivadas de tejido adiposo en un modelo experimental murino de trasplante de pulmón [dissertation]. Madrid: UCM: 2018 (10/12/2018).

Directors: García Río F, Largo Aramburu C, Álvarez Gómez de Segura I

Books and book chapters

Peiró Vallejo C, García Río F. Másteres universitarios y programas de doctorado. In: Cuervas-Mons Martínez V, García García A, García Puig J, Pajares García JM, Pastor y Aldegue V, Rodríguez Montes JA, Usandizaga Beguiristáin JA, Vargas Núñez JA, eds. Cincuenta años de la Facultad de Medicina de la UAM. Madrid: UAM, 2018. p.253-68

Arribas López JR, García Río F, López-Collazo E. El Instituto de Investigación Sanitaria del Hospital Universitario La Paz. In: Cuervas-Mons Martínez V, García García A, García Puig J, Pajares García JM, Pastor y Aldegue V, Rodríguez Montes JA, Usandizaga Beguiristáin JA, Vargas Núñez JA, eds. Cincuenta años de la Facultad de Medicina de la UAM. Madrid: UAM, 2018. p.521-8

Publications

- Alonso-Fernández A, Toledo-Pons N, García-Río F. Hypercoagulability, obstructive sleep apnea, and pulmonary embolism. *JAMA Otolaryngol.* 2018; 144(5): 459. Letter. IF: 3.502; D1
- Ancochea J, García-Río F, Vázquez-Espinosa E, Hernando-Sanz A, López-Yepes L, Galera-Martínez R, Peces-Barba G, Perez-Warnisher MT, Segrelles-Calvo G, Zamarró C, González-Ponce P, Ramos MI, Conforto JI, Jafri S, Soriano JB. Efficacy and costs of telehealth for the management of COPD: the PROMETE II trial. *Eur Respir J.* 2018; 51(5): 1800354. Letter. IF: 11.807; Q1
- Avendaño-Ortiz J, Maroun-Eid C, Martín-Quirós A, Toledano V, Cubillos-Zapata C, Gómez-Campelo P, Varela-Serrano A, Casas-Martín J, Llanos-González E, Álvarez E, García-Río F, Aguirre LA, Hernández-Jiménez E, López-Collazo E. PD-L1 overexpression during endotoxin tolerance impairs the adaptive immune response in septic patients via HIF1 alpha. *J Infect Dis.* 2018; 217(3): 393-404. Article. IF: 5.045; Q1
- Cantero-Cid R, Casas-Martín J, Hernández-Jiménez E, Cubillos-Zapata C, Varela-Serrano A, Avendaño-Ortiz J, Casarrubios M, Montalbán-Hernández K, Villacañas-Gil I, Guerra-Pastrián L, Peinado B, Marcano C, Aguirre LA, López-Collazo E. PD-L1/PD-1 crosstalk in colorectal cancer: are we targeting the right cells? *BMC Cancer.* 2018; 18: 945. Article. IF: 2.933; Q3
- Coman I, Pola-Bibian B, Barranco P, Vila-Nadal G, Domínguez-Ortega J, Romero D, Villasante C, Quirce S. Bronchiectasis in severe asthma Clinical features and outcomes. *Ann Allerg Asthma Im.* 2018; 120(4): 409-13. Article. IF: 3.56; Q2
- Cubillos-Zapata C, Hernández-Jiménez E, Avendaño-Ortiz J, Toledano V, Varela-Serrano A, Fernández-Navarro I, Casitas R, Carpio C, Aguirre LA, García-Río F, López-Collazo E. Obstructive sleep apnea monocytes exhibit high levels of vascular endothelial growth factor secretion, augmenting tumor progression. *Mediat Inflamm.* 2018; 7373921. Article. IF: 3.545; Q2
- Driessen MT, Whalen J, Buguth BS, Vallejo-Aparicio LA, Naya IP, Asukai Y, Alcázar-Navarrete B, Miravittles M, García-Río F, Risebrough NA. Cost-effectiveness analysis of umecclidinium bromide/vilanterol 62.5/25 mcg versus tiotropium/olodaterol 5/5 mcg in symptomatic patients with chronic obstructive pulmonary disease: a Spanish National Healthcare System perspective. *Resp Res.* 2018; 19: 224. Article. IF: 3.829; Q2
- Fernández-Rodríguez L, Torres I, Romera D, Galera R, Casitas R, Martínez-Cerón E, Díaz-Agero P, Utrilla C, García-Río F. Prediction of postoperative lung function after major lung resection for lung cancer using volumetric computed tomography. *J Thorac Cardiovasc Sur.* 2018; 156(6): 2297-308. Article. IF: 5.261; D1
- García-Martínez D, Torres-Tamayo N, Torres-Sánchez I, García-Río F, Rosas A, Bastir M. Ribcage measurements indicate greater lung capacity in Neanderthals and Lower Pleistocene hominins compared to modern humans. *Commun Biol.* 2018; 1: 117. Article. Not Indexed
- García-Río F. Spirometry-based diagnostic criteria that are not age-appropriate lack clinical relevance reply. *Am J Resp Crit Care.* 2018; 197(7): 964-5. Letter. IF: 16.494; D1



3.4 Large System Pathologies Area



Introduction 1

Executive summary 2

Information Groups by Area 3

3.1 Neuroscience Area

3.2 Cardiovascular Area

3.3 Infectious Diseases and Immunity Area

3.4 Large System Pathologies Area

3.5 Cancer and Human Molecular Genetics Area

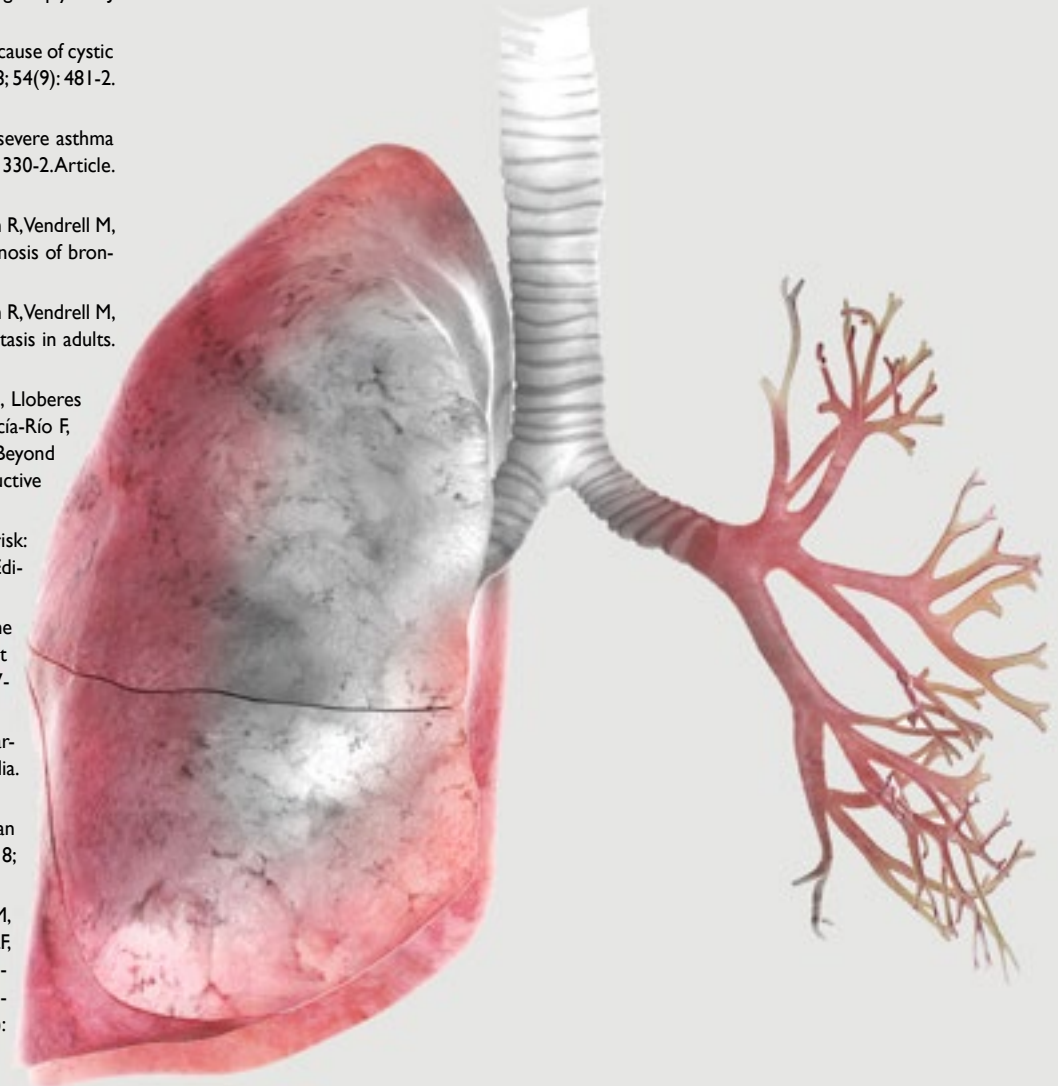
3.6 Surgery, Transplant and Health Technologies Area

Associated Clinicians 4

Scientific Report

2016
2017
2018

- García-Río F. The z-score does not predict mortality because of confounding by age reply. *Am J Resp Crit Care*. 2018; 197(1): 141-2. Letter. IF: 16.494; D1
- García-Sánchez A, Villasante C, Esteban-Rodríguez I, García-Río F. Amyloidosis as a cause of cystic pulmonary fibrosis associated with pulmonary nodules. *Arch Bronconeumol*. 2018; 54(9): 481-2. Letter. IF: 4.214; Q1
- Marqués-Mejías MA, Barranco P, Laorden D, Romero D, Quirce S. Worsening of severe asthma due to menstruation and sensitization to albumins. *J Invest Allerg Clin*. 2018; 28(5): 330-2. Article. IF: 3.802; Q2
- Martínez-García MA, Maiz L, Oliveira C, Girón RM, de la Rosa D, Blanco M, Cantón R, Vendrell M, Polverino E, de Gracia J, Prados C. Spanish guidelines on the evaluation and diagnosis of bronchiectasis in adults. *Arch Bronconeumol*. 2018; 54(2): 79-87. Article. IF: 4.214; Q1
- Martínez-García MA, Maiz L, Oliveira C, Girón RM, de la Rosa D, Blanco M, Cantón R, Vendrell M, Polverino E, de Gracia J, Prados C. Spanish guidelines on treatment of bronchiectasis in adults. *Arch Bronconeumol*. 2018; 54(2): 88-98. Article. IF: 4.214; Q1
- Martínez-García MA, Navarro-Soriano C, Torres G, Barbe F, Caballero-Eraso C, Lloberes P, Díaz-Cambriels T, Somoza M, Masa JF, González M, Manas E, de la Peña M, García-Río F, Montserrat JM, Muriel A, Selma-Ferrer MJ, García Ortega A, Campos-Rodríguez F. Beyond resistant hypertension: Relationship between refractory hypertension and obstructive sleep apnea. *Hypertension*. 2018; 72(3): 618-24. Article. IF: 7.017; D1
- Mediano O, Lorenzi G, García-Río F. Obstructive sleep apnea and cardiovascular risk: From evidence to experience in cardiology. *Rev Esp Cardiol*. 2018; 71(5): 323-6. Editorial Material. IF: 5.126; Q1
- Miravittles M, Soler-Cataluña JJ, Alcázar B, Viejo JL, García-Río F. Factors affecting the selection of an inhaler device for COPD and the ideal device for different patient profiles. Results of EPOCA Delphi consensus. *Pulm Pharmacol Ther*. 2018; 48: 97-103. Article. IF: 2.669; Q1
- Sánchez-Jareno M, Jiménez VY, Villasante C, Canales MA, Álvarez-Sala R. A 60-year-old male smoker with chronic obstructive pulmonary disease and hypereosinophilia. *Arch Bronconeumol*. 2018; 54(7): 394-5. Letter. IF: 4.214; Q1
- Sánchez-Jareno M, Verdasco AM, Rodríguez IE, Álvarez-Sala R. Pneumonia with an unusual outcome in an immunocompetent patient. *Enferm Infec Micr Cl*. 2018; 36(6): 382-3. Editorial Material. IF: 1.685; Q4
- Sapina-Beltrán E, Torres G, Martínez-Alonso M, Sánchez-de-la-Torre M, Franch M, Bravo C, Masa JF, Félez M, Fortuna-Gutiérrez AM, Abad J, García-Río F, Drager LF, Chi-Hang RL, Martínez-García MA, Barbe F, Dalmases M. Rationale and methodology of the SARAH Trial: Long-term cardiovascular outcomes in patients with resistant hypertension and obstructive sleep apnea. *Arch Bronconeumol*. 2018; 54(10): 518-23. Article. IF: 4.214; Q1
- Soler-Cataluña JJ, Maestu LP, Román-Rodríguez M, Esteban C, Gea J, Mora RB, Cobo EP, Ancochea J, Ruiz GM, Río FG. Creation of the SAQ-COPD questionnaire to determine physical activity in COPD patients in clinical practice. *Arch Bronconeumol*. 2018; 54(9): 467-75. Article. IF: 4.214; Q1





3.4 Large System Pathologies Area



Introduction 1

Executive summary 2

Information Groups by Area 3

3.1 Neuroscience Area

3.2 Cardiovascular Area

3.3 Infectious Diseases and Immunity Area

3.4 Large System Pathologies Area

3.5 Cancer and Human Molecular Genetics Area

3.6 Surgery, Transplant and Health Technologies Area

Associated Clinicians 4

Scientific Report

2016
2017
2018

- Soriano JB, García-Río F, Vázquez-Espinosa E, Conforto JI, Hernando-Sanz A, López-Yepes L, Galera-Martínez R, Peces-Barba G, Pérez-Warnisher MT, Segrelles-Calvo G, Zamorro C, González-Ponce P, Ramos MI, Jafri S, Ancochea J. A multicentre, randomized controlled trial of telehealth for the management of COPD. *Resp Med*. 2018; 144: 74-81. Article. IF: 3.237; Q2
- Tiana M, Acosta-Iborra B, Puente-Santamaría L, Hernansanz-Agustín P, Worsley-Hunt R, Masson N, García-Río F, Mole D, Ratcliffe P, Wasserman VWW, Jiménez B, del Peso L. The SIN3A histone deacetylase complex is required for a complete transcriptional response to hypoxia. *Nucleic Acids Res*. 2018; 46(1): 120-33. Article. IF: 11.147; D1
- Torres-Tamayo N, García-Martínez D, Ziolniski SL, Torres-Sánchez I, García-Río F, Bastir M. 3D analysis of sexual dimorphism in size, shape and breathing kinematics of human lungs. *J Anat*. 2018; 232(2): 227-37. Article. IF: 2.638; Q1

Public projects

García Río F. Efecto de la CPAP nasal sobre la reducción de la albuminuria en pacientes con nefropatía diabética y apnea obstructiva del sueño (PI16/00201). ISCIII. 2017-2019.

Management centre: FIBHULP

Private projects

Álvarez-Sala Walther R. Actualización y renovación de la actividad investigadora en el Servicio de Neumología del Hospital Universitario La Paz. Respira. Fundación Española del Pulmón. SEPAR. 2015-Ongoing.

Management centre: FIBHULP

Álvarez-Sala Walther R. Puesta al día en asma grave para atención primaria: de la investigación a la práctica clínica. Sandoz Farmacéutica S.A. 2016-Ongoing.

Management centre: FIBHULP

Casitas Mateo R. Evaluación de la disfunción de las pequeñas vías aéreas en pacientes con infección por el virus de la inmunodeficiencia humana. SEPAR. 2018-2020.

Management centre: Fundación RESPIRA

Galera Martínez R. Relación entre la actividad física cotidiana de pacientes con EPOC y la actividad de su sistema inmune innato y adaptativo. SEPAR. 2018-2020.

Management centre: Fundación RESPIRA

García Río FJ. Análisis de la actividad del sistema inmune innato en pacientes con síndrome de apneas-hipopneas del sueño. ROCHE Pharma. 2016-2018.

Management centre: FIBHULP

García Río FJ. Análisis de la actividad del sistema inmune innato en pacientes con síndrome de apneas-hipopneas del sueño grave. Roche Farma S.A. 2014-Ongoing.

Management centre: FIBHULP

García Río FJ. Contribución de las alteraciones de la percepción de la disnea al diagnóstico de asma ficticio en obesos. Astrazeneca Farmaceutica Spain S.A. 2009-Ongoing.

Management centre: FIBHULP

García Río FJ. Relación entre la actividad física cotidiana de pacientes con EPOC y la actividad de su sistema inmune innato y adaptativo. MENARINI. 2018-2020.

Management centre: Fundación NEUMOMADRID

García Río FJ. Programa de educación sanitaria de actividad física cotidiana en pacientes con enfermedad pulmonar obstructiva crónica moderada-muy grave. Boehringer Ingelheim. 2017-2019.

Management centre: Fundación NEUMOMADRID

García Río FJ. Morbilidad cardiovascular en la enfermedad pulmonar obstructiva crónica. Análisis de factores determinantes (HD-EPOC). Glaxosmithkline. 2018-2019.

Management centre: Fundación NEUMOMADRID

García Río FJ. Caracterización clínica de distintos fenotipos de exacerbación de EPOC. Evaluación de sus factores de riesgo, pronóstico y persistencia a medio plazo. NEUMOMADRID. 2016-2018.

Management centre: Fundación NEUMOMADRID

García Río FJ. Efecto de la CPAP nasal sobre la progresión de la enfermedad vascular retiniana en pacientes con apnea obstructiva del sueño y retinopatía diabética no proliferativa (Estudio RetinAS). SEPAR. 2017-2019.

Management centre: Fundación RESPIRA

García Río FJ. The impact of a Sleep and Circadian Intervention Program (SCIP) in chronic musculoskeletal pain (CMP) rehabilitation: a feasibility PILOT study. CIBERES. 2018-2020.

Management centre: CIBERES

Gómez Carreraz L. Auditoría clínica sobre manejo de fibrosis pulmonar idiopática (FPI) en el área sanitaria del Hospital La Paz. Boehringer Ingelheim España S.A. 2016-Ongoing.

Management centre: FIBHULP

Santiago Recuerda A. Efecto del tratamiento con ventilación mecánica no invasora y humidificación en las complicaciones infecciosas respiratorias. Menarini Diagnósticos S.A. 2014-Ongoing.

Management centre: FIBHULP

Villasante Fernández-Montes C. Programa docente en clínica e investigación. Astrazeneca Farmaceutica Spain S.A. 2017-Ongoing.

Management centre: FIBHULP



3.4 Large System Pathologies Area



Introduction 1

Executive summary 2

Information Groups by Area 3

3.1 Neuroscience Area

3.2 Cardiovascular Area

3.3 Infectious Diseases and Immunity Area

3.4 Large System Pathologies Area

3.5 Cancer and Human Molecular Genetics Area

3.6 Surgery, Transplant and Health Technologies Area

Associated Clinicians 4

Clinical trials

Alcolea Batres S. Estudio observacional retrospectivo para determinar el estado de riesgo de pacientes con hipertensión arterial pulmonar en España. Type: EPA-OD.
HULP code: PI-3044. Sponsored's protocol code: ACT-HAP-01-2017.

Sponsored by: Actelion Pharmaceuticals España. Signed date: 23/01/2018

Álvarez-Sala Walther R. Estudio de fase 3, multicéntrico, aleatorizado, doble ciego y controlado con comparador para evaluar la seguridad y la eficacia de Delafloxacino intravenoso con cambio a vía oral en sujetos adultos con neumonía bacteriana adquirida en la comunidad. Type: Clinical Trial, phase IIIa.

HULP code: Anexo-I 4545. Sponsored's protocol code: ML-3341-306.

Sponsored by: Melinta Therapeutics Inc. Signed date: 04/01/2018

Álvarez-Sala Walther R. Estudio fase IIB, aleatorizado (estratificado), doble ciego (abierto para promotor), de grupos paralelos, controlado con placebo, de búsqueda de dosis de Nemiralisib (GSK2269557) añadido al estándar de tratamiento frente solo al estándar de tratamiento. Type: Clinical Trial, phase II.

HULP code: 4905. Sponsored's protocol code: 200879.

Sponsored by: Glaxosmithkline S.A. Signed date: 22/01/2018

Álvarez-Sala Walther R. Estudio observacional transversal para caracterizar la EPOC grave en España. Type: EPA-OD.

HULP code: PI-2984. Sponsored's protocol code: CGI-COR-2017-01.

Sponsored by: Chiesi Farmaceutici S.P.A. Signed date: 05/02/2018

García Río FJ. Caracterización de la variable "minutos diarios de marcha" como una medida útil de actividad física en pacientes con EPOC. Type: NO-EPA.

HULP code: PI-3342. Sponsored's protocol code: FUC-EPO-2018-01.

Sponsored by: Coordinadora Catalana de Fundaciones. Signed date: 25/09/2018

García Río FJ. Estudio observacional para la validación de un cuestionario para la actividad física de pacientes con EPOC en la práctica clínica: cuestionario SAQ-COPD (Spanish activity questionnaire in COPD). Type: NO-EPA.

HULP code: PI-3011. Sponsored's protocol code: AST-SAQ-2017-01.

Sponsored by: Astrazeneca Farmacéutica Spain S.A. Signed date: 28/03/2018

García Río FJ. Importancia de la evaluación de la respuesta y la estandarización con proteómica en la obstrucción buscando desenlaces novedosos y significativos. Type: EPA-SP.

HULP code: PI-3340. Sponsored's protocol code: SEP-ICS-2017-01.

Sponsored by: Fundación Española del Pulmón. SEPAR. Signed date: 02/08/2018

García Río FJ. Caracterización de la variable minutos diarios de marcha como una medida útil de actividad física en pacientes con EPOC. Type: NO-EPA.

HULP code: Anexo-I PI-3342. Sponsored's protocol code: FUC-EPO-2018-01.

Sponsored by: Coordinadora Catalana de Fundaciones. Signed date: 26/11/2018

Prados Sánchez C. Estudio abierto en fase III para evaluar la seguridad a largo plazo y la eficacia de la Politerapia con VX-659 en pacientes con fibrosis quística, homocigotos o heterocigotos para la mutación F508DEL. Type: Clinical Trial, phase III.

HULP code: 5047. Sponsored's protocol code: VX17-569-105.

Sponsored by: Vertex Pharmaceuticals Incorporated. Signed date: 18/07/2018

Prados Sánchez C. Estudio en fase III, aleatorizado, doble ciego y controlado para evaluar la eficacia y la seguridad de la politerapia con VX-659 en pacientes con fibrosis quística, heterocigotos para la mutación F508DEL y una mutación de la función mínima (F/MF). Type: Clinical Trial, phase III.

HULP code: 5036. Sponsored's protocol code: VX17-569-102.

Sponsored by: Vertex Pharmaceuticals Incorporated. Signed date: 14/06/2018



3.4 Large System Pathologies Area



Introduction 1

Executive summary 2

Information Groups by Area 3

- 3.1 Neuroscience Area
- 3.2 Cardiovascular Area
- 3.3 Infectious Diseases and Immunity Area
- 3.4 Large System Pathologies Area
- 3.5 Cancer and Human Molecular Genetics Area
- 3.6 Surgery, Transplant and Health Technologies Area

Associated Clinicians 4

Scientific Report 2018



Regulation of Gene Expression and by Hypoxia Group

Publications: 3 Impact Factor: 16.129 QI: 2

Luis del Peso Ovalle. Profesor Titular. Departamento de Bioquímica. Facultad de Medicina. Universidad Autónoma de Madrid

Benilde Jiménez Cuenca. Profesor Titular. Departamento de Bioquímica Facultad de Medicina. Universidad Autónoma de Madrid

María Tiana Cerrolaza. Investigador Posdoctoral. Universidad Autónoma de Madrid

Barbara Acosta Iborra. Investigador Posdoctoral. Universidad Autónoma de Madrid

Strategic Objective

The elucidation of the cellular and molecular responses to changes in oxygen tension constitutes an exciting research topic given the dependence of virtually all human tissues on appropriate oxygen supply and the involvement of hypoxia in high-incidence pathologies such as cardiopulmonary diseases and cancer. The Hypoxia Inducible transcription Factor (HIF) plays a pivotal role in this response

by controlling the expression of most of the genes involved in the adaptation to hypoxia. Our research group aims to provide novel insight into transcriptional response to hypoxia and to exploit this knowledge to improve clinical management of pathologies in which hipoxia is a common feature. To this end we are currently involved in the following.

Research Lines

- Identification of network motifs within the gene regulatory network regulated by HIF and study of their role in the adaptation to hypoxia
- Characterization of the effect of hypoxia/HIF on endothelial cell proliferation and integration of this response in the induction of angiogenesis
- Analysis of the functional effect of polymorphisms affecting HIF binding and investigation of their correlation with the different phenotypes in chronic respiratory diseases and cancer



3.4 Large System Pathologies Area



Introduction 1

Executive summary 2

Information Groups by Area 3

3.1 Neuroscience Area

3.2 Cardiovascular Area

3.3 Infectious Diseases and Immunity Area

3.4 Large System Pathologies Area

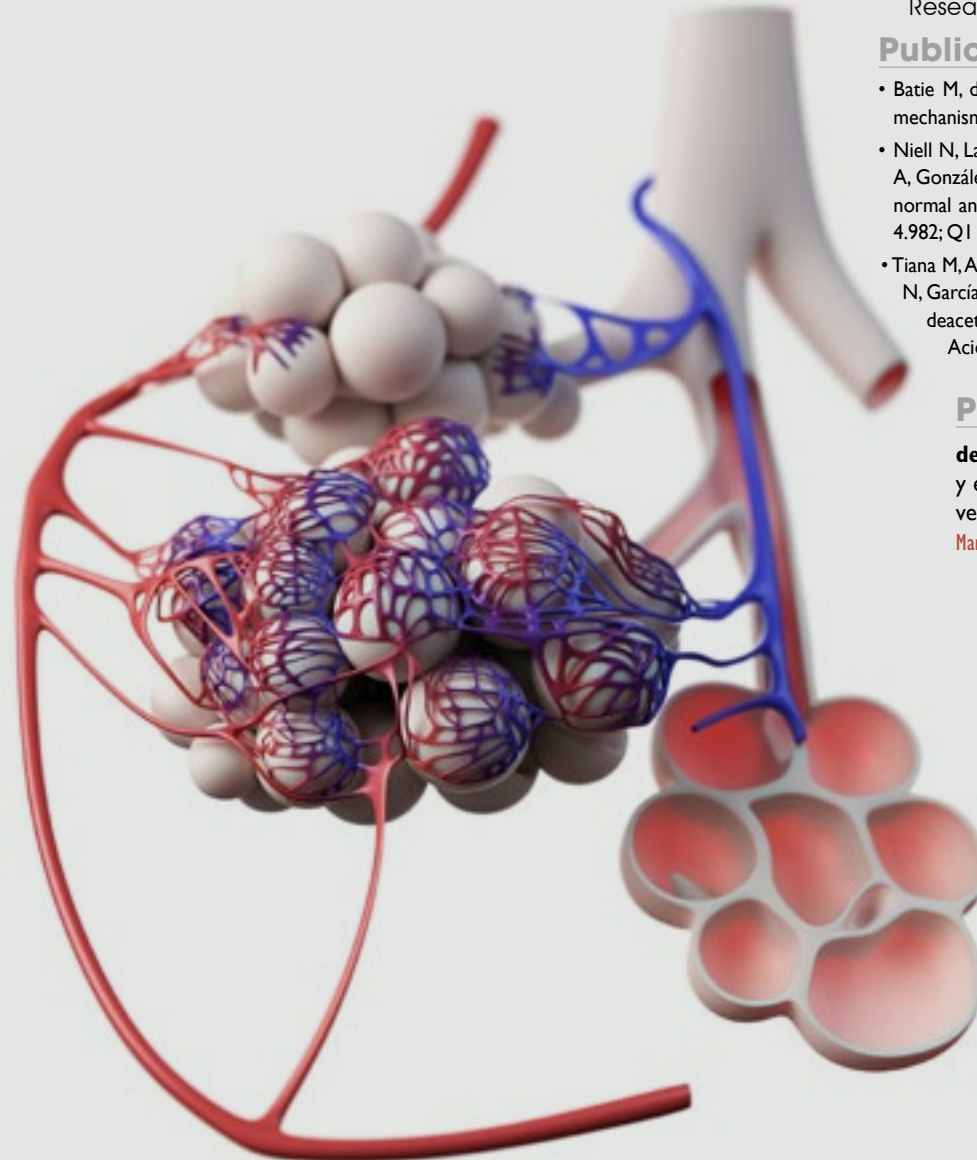
3.5 Cancer and Human Molecular Genetics Area

3.6 Surgery, Transplant and Health Technologies Area

Associated Clinicians 4

Scientific Report

2016
2017
2018



Research Activity

Publications

- Batie M, del Peso L, Rocha S. Hypoxia and chromatin: A focus on transcriptional repression mechanisms. *Biomedicines*. 2018; 6(2): 47. Review. Not Indexed
- Niell N, Larriba MJ, Ferrer-Mayorga G, Sánchez-Pérez I, Cantero R, Real FX, del Peso L, Muñoz A, González-Sancho JM. The human PKP2/plakophilin-2 gene is induced by Wnt/beta-catenin in normal and colon cancer-associated fibroblasts. *Int J Cancer*. 2018; 142(4): 792-804. Article. IF: 4.982; Q1
- Tiana M, Acosta-Iborra B, Puente-Santamaría L, Hernansanz-Agustín P, Worsley-Hunt R, Masson N, García-Río F, Mole D, Ratcliffe P, Wasserman WW, Jimenez B, del Peso L. The SIN3A histone deacetylase complex is required for a complete transcriptional response to hypoxia. *Nucleic Acids Res*. 2018; 46(1): 120-33. Article. IF: 11.147; D1

Public projects

del Peso Ovalle L. Hipoxia y angiogenesis: mecanismos básicos en fisiología y enfermedad (SAF2017-88771-R). Ministerio de Ciencia, Innovación y Universidades. 2018-2020.

Management centre: UAM



3.4 Large System Pathologies Area



Introduction 1

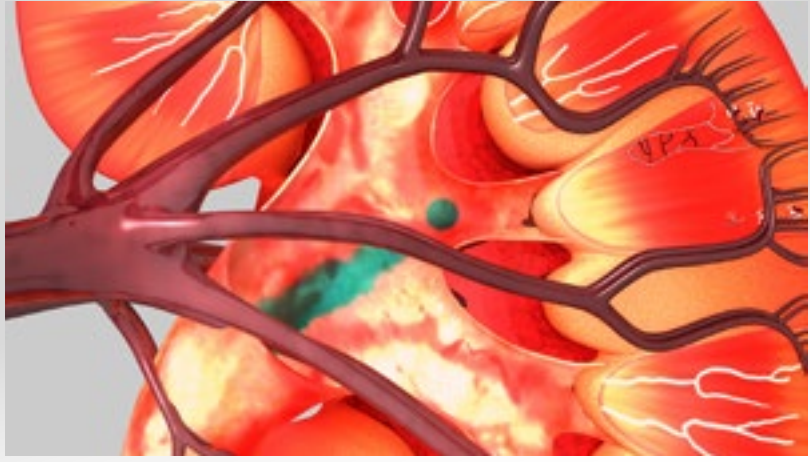
Executive summary 2

Information Groups by Area 3

- 3.1 Neuroscience Area
- 3.2 Cardiovascular Area
- 3.3 Infectious Diseases and Immunity Area
- 3.4 Large System Pathologies Area**
- 3.5 Cancer and Human Molecular Genetics Area
- 3.6 Surgery, Transplant and Health Technologies Area

Associated Clinicians 4

Scientific Report 2016 2017 2018



Nephrology Group

Publications: 31 Impact Factor: 451.835 QI: 18

- Rafael Selgas Gutiérrez.** Jefe de Servicio de Nefrología. Hospital Universitario La Paz. Profesor Asociado. Facultad de Medicina. Universidad Autónoma de Madrid
- María Auxiliadora Bajo Rubio.** Jefe de Sección de Nefrología. Hospital Universitario La Paz. Profesora Asociado. Facultad de Medicina. Universidad Autónoma de Madrid
- María José Castro Notario.** Enfermera. Hospital Universitario La Paz
- Olga Costero Fernández.** Facultativo Especialista de Área en Nefrología. Hospital Universitario La Paz
- Gloria del Peso Gilsanz.** Facultativo Especialista de Área en Nefrología. Hospital Universitario La Paz
- María José Fernández Reyes.** Facultativo Especialista de Área en Nefrología. Hospital de Segovia
- Helena García LLana.** Psicóloga Investigadora. Hospital Universitario La Paz
- María Elena González García.** Facultativo Especialista de Área en Nefrología. Hospital Universitario La Paz
- Guadalupe González Mateo.** Investigadora Postdoctoral. Hospital Universitario La Paz
- Carlos Jiménez Martín.** Jefe de Sección de Nefrología. Hospital Universitario La Paz
- María Ovidia López Oliva.** Facultativo Especialista de Área en Nefrología. Hospital Universitario La Paz
- Virginia Martínez Cabeza.** Licenciada en Bioquímica. Hospital Universitario La Paz
- Teresa Olea Tejero.** Facultativo Especialista de Área en Nefrología. Hospital Universitario La Paz

- Ramón Peces Serrano.** Facultativo Especialista de Área en Nefrología. Hospital Universitario La Paz
- Almudena Pérez Torres.** Dietista-Nutricionista. Hospital Universitario Santa Cristina
- Begoña Rivas Becerra.** Facultativo Especialista de Área en Nefrología. Hospital Universitario La Paz
- María Dolores Sánchez Niño.** Investigadora Postdoctoral. Hospital Universitario La Paz
- Rafael Jesús Sánchez Villanueva.** Facultativo Especialista de Área en Nefrología. Hospital Universitario La Paz
- Máximo Alberto Torre Carballada.** Facultativo Especialista de Área en Nefrología. Hospital Universitario La Paz

Strategic Objective

The strategic objective of this care-research group is to enable, by developing a deep understanding of the various components that make up nephrology (kidney diseases in initial stages, progression of kidney disease, particular and general complications of dialysis and kidney transplantation), access by affected patients to the best diagnostic and therapeutic interventions available at any time. Each of the areas must ensure a minimum level of research and development activity representing the innovation in these areas. The lines of research are at times cross-sectional to the four components indicated for overall nephrology.



3.4 Large System Pathologies Area



Introduction 1

Executive summary 2

Information Groups by Area 3

3.1 Neuroscience Area

3.2 Cardiovascular Area

3.3 Infectious Diseases and Immunity Area

3.4 Large System Pathologies Area

3.5 Cancer and Human Molecular Genetics Area

3.6 Surgery, Transplant and Health Technologies Area

Associated Clinicians 4

Scientific Report

2016
2017
2018

Research Lines

The lines of research are occasionally cross-sectional to the four components indicated for nephrology as a whole

A) Incipient nephropathies and kidney disease progression:

- Glomerular and tubular nephropathies. New diagnostic markers and interventions
- Organisational Research (computerisation, organisation of generational change in the department and network)
- Morbidity, mortality and progression of Diabetic Nephropathy and other glomerular nephropathies
- Autosomal Dominant Polycystic Kidney Disease. Family Studies and treatment approaches with Tolvaptan
- Association of cardiovascular disease with the progress of nephropathies (NEFRONA multicenter study, REDinREN)
- Incorporation of a psychologist into the department of nephrology: criteria and process. Issues on monitoring therapeutic adherence, in particular among transplanted patients
- Occult Hepatitis C virus in different kidney disease situations

B) Complications of dialysis

- Establishment of normal peritoneal function in humans. Implications for patient survival and long-term treatment. New dialysis fluids. Aquaporin 1 (AQP1) and its genetic polymorphisms: relationship with peritoneal transport of water. Multicentre European study
- The alternatively activated macrophage in peritoneal effluent (AAM): its relationship with defence and peritoneal fibrosis. CCL18 as a chemokine of AAM and a mediator of peritoneal fibrosis
- Peritoneal biopsy for the complete evaluation of the peritoneal membrane. A correspondence study with cell and components findings in peritoneal effluent during kidney transplantation is ongoing (Multicenter)
- Cardiovascular risk in patients with advanced kidney disease and on dialysis. Endocrine aspects. The abdominal adipocyte and adipocytokines. FABP antagonists as blockers of the adipocyte-macrophage response. Nonthyroidal diseases, influence on CKD patients. FGF 21 role in uremic insulin resistance
- Mouse model for peritoneal dialysis: exploration of the effects of dialysis fluids, pharmacological interventions and genetic manipulation (KO, transgenic)
- Allergic reactions to hemodialysis membranes: mechanisms and alternatives

C) Complications of kidney transplantation:

- Toxicity due to immunosuppressants. Ultrasound contrast in the analysis of renal microvasculature in kidney transplantation and complications

- The involvement of CMV in the renal graft response: anticipated diagnosis
- The transplantation career since the values of the patient: health outcome repercussion

Research Activity

Publications

- Soriano JB, Rojas-Rueda D, Alonso J, Anto JM, Cardona PJ, Fernández E, García-Basteiro AL, Benavides FG, Glenn SD, Krish V, Lazarus JV, Martínez-Raga J, Masana MF, Nieuwenhuijsen MJ, Ortiz A, Sánchez-Niño MD, Serrano-Blanco A, Tortajada-Girbes M, Tyrovolas S, Haro JM, Naghavi M, Murray CJL. The burden of disease in Spain: Results from the Global Burden of Disease 2016. *Med Clin-Barcelona*. 2018; 151(5): 171-90. Article. IF: 1.277; Q3
- Sanjuán JB, Navarro-González JF, Arenas MD, Torregrosa JV, Menéndez JT, de Francisco ALM, González-Parra E, Cora MJL, Álvarez JES, Martín-Malo A, Vila PM, Bajo MA, Santos ID. Pharmacological interactions of phosphate binders. *Nefrología*. 2018; 38(6): 573-8. Editorial Material. IF: 1.439; Q4
- Ferreira M, Vega C, Rivas B, Selgas R. Acute renal failure and severe neurotoxicity after unintentional overdose of valacyclovir in a geriatric population: A case report. *Nefrología*. 2018; 38(3): 323-5. Letter. IF: 1.439; Q4
- Ferreira M, Jiménez C, López MO, González E, Santana MJ, Selgas R. Short-term efficacy and safety of treatment with febusostat in kidney transplant recipient. An unicentric observational study. *Nefrología*. 2018; 38(3): 331-2. Letter. IF: 1.439; Q4
- Martín-Sánchez D, Poveda J, Fontecha-Barriuso M, Ruiz-Andrés O, Sánchez-Niño MD, Ruiz-Ortega M, Ortiz A, Sanz AB. Targeting of regulated necrosis in kidney disease. *Nefrología*. 2018; 38(2): 125-35. Review. IF: 1.439; Q4
- Pérez-Torres A, García MEG, José-Valiente BS, Rubio MAB, Díez OC, López-Sobaler AM, Selgas R. Protein-energy wasting syndrome in advanced chronic kidney disease: prevalence and specific clinical characteristics. *Nefrología*. 2018; 38(2): 141-51. Article. IF: 1.439; Q4
- Ossorio M, Martínez V, Bajo MA, del Peso G, Castro MJ, Romero S, Selgas R, Bellón T. Prominent levels of the profibrotic chemokine CCL18 during peritonitis: In vitro downregulation by vitamin D receptor agonists. *Biomed Res Int*. 2018; 6415892. Article. IF: 2.197; Q3
- Valino-Rivas L, Cuarental L, Grana O, Bucala R, Leng L, Sanz A, Gómez G, Ortiz A, Sánchez-Niño MD. TWEAK increases CD74 expression and sensitizes to DDT proinflammatory actions in tubular cells. *Plos One*. 2018; 13(6): e0199391. Article. IF: 2.776; Q2
- Adlbrecht C, Blanco-Verrea A, Bouzas-Mosquera MC, Brion M, Burtscher M, Carbone F, Chang TT, Charmandari E, Chen JW, Correia-Costa L, Dullaart RPF, Eleftheriades M, Fernández-Fernández B, Goliash G, Gremmel T, Groeneveld ME, Henrique A, Huelsmann M, Jung C, Lichtenauer M, Montecucco F, Nicolaidis NC, Niessner A, Palmeira C, Pirklbauer M, Sánchez-Niño MD, Sotiriadis A, Sousa T, Sulzgruber P, van Beek AP, Veronese N, Winter MP, Yeung KK, Bouzas-Mosquera A. Research update for articles published in *EJCI* in 2016. *Eur J Clin Invest*. 2018; 48(10): e13016. Review. IF: 2.784; Q1
- Martín-Sánchez D, Fontecha-Barriuso M, Carrasco S, Sánchez-Niño MD, von Massenhausen A, Linkermann A, Cannata-Ortiz P, Ruiz-Ortega M, Egido J, Ortiz A, Sanz AB. TWEAK and RIPK1 mediate a second wave of cell death during AKI. *P Natl Acad Sci Usa*. 2018; 115(16): 4182-7. Article. IF: 9.58; D1



3.4 Large System Pathologies Area

Introduction 1

Executive summary 2

Information Groups by Area 3

3.1 Neuroscience Area

3.2 Cardiovascular Area

3.3 Infectious Diseases and Immunity Area

3.4 Large System Pathologies Area

3.5 Cancer and Human Molecular Genetics Area

3.6 Surgery, Transplant and Health Technologies Area

Associated Clinicians 4

Scientific Report

2016
2017
2018

- Navarro-González JF, Sánchez-Niño MD, Donate-Correa J, Martín-Núñez E, Ferri C, Pérez-Delgado N, Górriz JL, Martínez-Castelao A, Ortiz A, Mora-Fernández C. Effects of pentoxifylline on soluble klotho concentrations and renal tubular cell expression in diabetic kidney disease. *Diabetes Care*. 2018; 41(8): 1817-20. Article. IF: 15.27; D1
- Roth GA, Abate D, Abate KH, Abay SM, Abbafati C, Abbasi N, Abbastabar H, Abd-Allah L, Abdela J, Abdelalim A, Abdollahpour I, Abdulkader RS, Abebe HT, Abebe M, Abebe Z, Abeje AN, Abera SF, Abil OZ, Abraha HN, Abraham AR, Abu-Raddad LJ, Accrombessi MMK, Acharya D, Adamu AA, Adebayo O, Adedoyin RA, Adekanmbi V, Adookunboh O, Adhena BM, Adib MG, Admasie A, Afshin A, Agarwal G, Agesa KM, Agrawal A, Agrawal S, Ahmadi A, Ahmadi M, Ahmed MB, Ahmed S, Aichour AN, Aichour I, Aichour MTF, Akbari ME, Akinyeni RO, Akseer N, Al-Aly Z, Al-Eyadhy A, Al-Raddadi RM, Alandab F, Alam K, Alam T, Alebel A, Alene KA, Alijanzadeh M, Alizadeh-Navaei R, Aljunid SM, Alkerwi A, Alla F, Allebeck P, Alonso J, Altirkawi K, Alvis-Guzman N, Amare AT, Aminde LN, Amini E, Ammar W, Amoako YA, Anber NH, Andrei CL, Androudi S, Anmut MD, Anjomshoa M, Ansari H, Anihia MG, Antonio CAT, Anwari P, Aremu O, Arnlov J, Arora A, Arora M, Artaman A, Aryal KK, Asayesh H, Asfaw ET, Ataro Z, Atique S, Atre SR, Ausloos M, Avokpaho EFGA, Awasthi A, Quintattilla BPA, Ayele Y, Ayer R, Azzopardi PS, Babazadeh A, Bacha U, Badali H, Badawi A, Bali AG, Ballesteros KE, Banach M, Banerjee K, Bannick MS, Banoub JAM, Barboza MA, Barker-Collo SL, Barnighausen TW, Barquera S, Barrero L, Bassat Q, Base S, Baune BT, Baynes HW, Bazargan-Hejazi S, Beth N, Beghi E, Behzadifar M, Behzadifar M, Bejot Y, Bekele BB, Belaclicw AB, Belay E, Belay YA, Bell ML, Bello AK, Bennett DA, Bensenor IM, Berman AF, Bernabe E, Bernstein RS, Bertolacci GJ, Beuran M, Beyranvand T, Bhalla A, Bhattarai S, Bhaumik S, Bhutta ZA, Biadgo B, Biehl M, Bijani A, Bikbov B, Bilano V, Billign N, Bin Sayeed MS, Bisanzio D, Biswas T, Blacker BF, Basara BB, Borschmann R, Bosetti C, Bozorgmehr K, Brady OJ, Brant LC, Brayne C, Brazinova A, Breitborde NJK, Brenner H, Briant PS, Britton G, Brugha T, Busse R, Butt ZA, Callender CSKH, Campos-Nonato IR, Rincon JCC, Cano J, Car M, Cardenas R, Carreras G, Carrero JJ, Carter A, Carvalho F, Castaneda-Orjuela CA, Rivas JC, Castle CD, Castro C, Castro F, Catala-López F, Cerin E, Chiaiah Y, Chang JC, Chanson FJ, Chaturvedi P, Chiang PPC, Chimed-Ochir O, Chisumpa VH, Chitheet A, Chowdhury R, Christensen H, Christopher DJ, Chiang SC, Cicuttini FM, Ciobanu LG, Cirillo M, Cohen AJ, Cooper LT, Cortesi PA, Cortinovis M, Cousin E, Cowie BC, Criqui MH, Cromwell EA, Crowe CS, Crump JA, Cunningham M, Daba AK, Dadi AF, Dandona L, Dandona R, Dang AK, Dargan PI, Daryani A, Das SK, Das Gupta R, Das Neves J, Dasa TT, Dash AP, Davis AC, Weaver ND, Davitoiu DV, Davletov K, De La Hoza FP, De Neve JW, Degefa MG, Degenhardt L, Degfie TT, Deiparine S, Demoz GT, Demtsu BB, Denova-Gutierrez E, Deribe K, Derveniz N, Jarlais DCD, Dessie GA, Dey S, Dhannaratne SD, Dicker D, Dindberu MT, Ding EL, Dirac MA, Djalalinia S, Dokova K, Ter Doku D, Donnelly CA, Dorsey ER, Doshi PP, Douwes-Schultz D, Doyle KE, Driscoll TR, Dubey M, Dubljanin E, Duken EE, Duncan BB, Duraes AR, Ebrahimi H, Ebrahimpour S, Edessa D, Edvardsson D, Eggen AE, El Bcheraoui C, Zaki ME, El-Khatib Z, Elkout H, Eltinsel CL, Endres M, Endries AY, Er B, Erskine HE, Eshradi B, Eskandarieh S, Esmaili R, Esteghamati A, Fakhari M, Fakhim H, Faramarzi M, Fareed N, Farhadi F, Fanihinha CSES, Faro A, Farvid MS, Farzadfar F, Farzaei MH, Feigl VL, Feigl AB, Fentahun N, Eereshtehnejad SM, Fernandes E, Fernandes JC, Ferrari AJ, Feyissa GT, Filip I, Finegold S, Fischer F, Eitzmaurice C, Foigt NA, Foreman KJ, Fornari C, Frank TD, Fukumoto T, Fuller JE, Fullman N, Furst T, Furtado JM, Futran ND, Gallus S, García-Basteiro AL, García-Gordillo MA, Gardner WM, Gebre AK, Gebrehiwool TT, Gebremedhin AT, Gebremichael B, Gebremichael TG, Gelano TF, Geleijnse JM, Genova-Maleras R, Geramo YCD, Gething PW, Gezae KE, Ghadami MR, Ghadimi R, Falavarjani KG, Ghasemi-Kasman M, Ghimire M, Gibney KB, Gill PS, Gill TK, Gillum RF, Ginawi IA, Giroud M, Giussani G, Goenka S, Goldberg EM, Goli S, Gomez-Dantes H, Gona PN, Gopalani SV, Gorman TM, Goto A, Goulart AC,

Gnedovskaya EV, Grada A, Grosso G, Gughani HC, Guimaraes ALS, Gun N, Gupta PC, Gupta R, Gupta R, Gupta T, Gutierrez RA, Gyawali B, Haagsma JA, Hafezi-Nejad N, Hagos TB, Hailegiyorgis TT, Hailu GB, Haj-Mirzaian A, Haj-Mirzaian A, Hamadeh RR, Hamidi S, Handal MJ, Hankey GJ, Harb HL, Harikrishnan S, Haro JM, Hasan M, Hassankhani H, Hassien HY, Havmoeller R, Hay RJ, Hay SI, He Y, Hedayatizadeh-Omran A, Hegazy MI, Heibati B, Heidari M, Hendrie D, Henok A, Henry NJ, Herteliu C, Heydarpour F, Heydarpour P, Heydarpour S, Hibstu DT, Hoek HW, Hole MK, Red EH, Hoogar P, Hosgood HD, Hosseini SM, Hosseinzadeh M, Hostiuc M, Hostiuc S, Hotez PJ, Hoy DC, Hsiao T, Hu G, Huang JJ, Hussein A, Hussen MM, Hutflless S, Idrisov B, Ilesanmi OS, Iqbal U, Irvani SSN, Irvine CMS, Islam N, Islam SMS, Islami F, Jacobsen KH, Jahangiry L, Jahanmehrn N, Jain SK, Jakovlievic M, Jalu MT, James SL, Javanbakht M, Jayatilleke AU, Jeemon P, Jenkins KJ, Jha RP, Jha V, Johnson CO, Johnson SC, Jonas JB, Joshi A, Jozwiak JJ, Jungari SB, Jurisison M, Kabir Z, Kadel R, Kahsay A, Kalani R, Karami M, Matin BK, Karch A, Karerna C, Karimi-Sari H, Kasaeian A, Kassa DH, Kassa GM, Kassa TD, Kassebaum NJ, Katikireddi SV, Kaul A, Kazemi Z, Karyani AK, Kazi DS, Kefale AT, Keiyoro PN, Kemp GR, Kengne AP, Keren A, Kesavachandran CN, Khader YS, Khafaei B, Khafaei MA, Khajavi A, Khalid N, Khalil IA, Khan EA, Khan MS, Khan MA, Khang YH, Khater MM, Khoja AT, Khosravi A, Khosravi MH, Khubchandani J, Kiadaliri AA, Kibret GD, Kidanemariam ZT, Kiirithio DN, Kim D, Kim YE, Kim YJ, Kimokoti RW, Kinfu Y, Kisa A, Kissimova-Skarbek K, Kivimaki M, Knudsen AKS, Kocarnik JM, Kochhar S, Kokubo Y, Kolola T, Kopec JA, Koul PA, Koyanagi A, Kravchenko MA, Krishan K, Defo BK, Bicer BK, Kumar GA, Kumar M, Kumar P, Kutz MJ, Kuzin I, Kyu HH, Lad DP, Lad SD, Lafranconi A, Lal DK, Lalloo R, Lallukka T, Lam JO, Lami FH, Lansingh VC, Lansky S, Larson JH, Latifi A, Lau KMM, Lazarus JV, Lebedev G, Lee PH, Leigh J, Leili M, Leshargie CT, Li SS, Li YC, Liang J, Lim LL, Lim SS, Limenih MA, Linn S, Liu SW, Liu Y, Lodha R, Lansdale C, López AD, Lorkowski S, Lotufo PA, Lozano R, Lunevicius R, Ma S, Macarayan ERK, Mackay MT, MacLachlan JH, Maddison ER, Nadotto F, Abd El Razek HM, Abd El Razek MM, Maghavani DP, Majdan M, Majdzadeh R, Majeed A, Malekzadeh R, Malta DC, Manda AL, Mandarano LG, Manguerra H, Mansournia MA, Mapoma CC, Marami D, Maravilla JC, Marcenes W, Marczak L, Marks A, Marks GB, Martínez G, Martins-Melo FR, Martopullo I, Marz W, Marron MB, Masci JR, Lylassenburg BB, Mathur MR, Mathur P, Matzopoulos R, Maulik PK, Mazidi M, McAlinden C, McGrath JJ, McKee M, McMahon BJ, Mehata S, Mehendiratta MM, Mehrotra R, Mehta KM, Mehta V, Mekonnen TC, Melese A, Melku M, Memiah PTN, Memish ZA, Mendoza W, Mengistu DT, Mengistu G, Mensah GA, Mereta ST, Meretoja A, Meretoja TJ, Meshovic T, Mezgebe HB, Miazgowski B, Miazgowski T, Millier AI, Miller TR, Katherine M, Petrie M, Mini GK, Mirabi P, Mirafarin M, Mirica A, Mirrakhimov EM, Misganaw AT, Mitiku H, Moazen B, Mohammad KA, Mohammad M, Mohammadifard N, Mohammed MA, Mohammed M, Mohan V, Mokdad AH, Molokhia M, Monasta L, Moradi G, Moradi-Lakeh M, Moradinazar M, Moraga P, Morawska L, Velasquez IM, Morgado-Da-Costa J, Morrison SD, Moschos MM, Moudi S, Mousavi SM, Muchie KE, Mueller UO, Mukhopadhyay S, Muller K, Mumford JE, Musa J, Musa KI, Mustafa G, Muthupandian S, Nachega JB, Nagel G, Naheed A, Nahvijou A, Naik G, Nair S, Najafi F, Naldi L, Nam HS, Nangia V, Nansseu JR, Nascirmento BR, Natarajan G, Nearnati N, Negoi I, Negoi RI, Nettepane S, Newton CRJ, Ngalesoni FN, Ngunjiri JW, Nguyen AQ, Nguyen G, Nguyen HT, Nguyen LT, Nguyen LH, Nguyen M, Nguyen TH, Nichols E, Ningnun DNA, Nirayo YL, Nixon MR, Nolutshungu N, Nomura S, Norhelin OF, Noroozi M, Norrvig B, Noubiap JJ, Nouri HR, Shideh MN, Nowroozi MR, Nyasulu PS, Odell CM, Ofori-Asenso R, Ogbo FA, Oh IH, Oladimeji O, Olagunju AT, Olivares PR, Olsen HE, Olusanya BO, Olusanya JO, Ong KL, Ong SKS, Oren E, Orpana HM, Ortiz A, Ortiz JR, Otstavnov SS, Overland S, Owolabi MO, Ozdemir R, Mahesh PA, Pacella R, Pakhale S, Pakhare AP, Pakpour AH, Pana A, Pandajonas S, Pandian JD, Parisi A, Park EK, Parry CDH, Parsian H, Patel S, Pati S, Patton GC, Paturi VR, Paulson KR, Pereira A, Pereira DM, Perico N, Pesudovs K, Petzold M, Phillips MR, Piel FB, Pigott DM,



3.4 Large System Pathologies Area

Introduction 1

Executive summary 2

Information Groups by Area 3

3.1 Neuroscience Area

3.2 Cardiovascular Area

3.3 Infectious Diseases and Immunity Area

3.4 Large System Pathologies Area

3.5 Cancer and Human Molecular Genetics Area

3.6 Surgery, Transplant and Health Technologies Area

Associated Clinicians 4

Pillay JD, Pirsahab M, Pishgar F, Polinder S, Postma MJ, Pourshams A, Poustchi H, Pujar A, Prakash S, Prasad N, Purcell CA, Qorbani M, Quintana H, Quistberg DA, Rade KW, Radfah A, Rafay A, Rafiei A, Rahim F, Rahimi K, Rahimi-Movaghar A, Rahman M, Rahman MHU, Rahman MA, Rai RK, Rajsic S, Ram U, Ranabhat CL, Ranjan P, Rao PC, Rawaf DL, Rawaf S, Razo-García C, Reddy KS, Reiner RC, Reitsma MB, Remuzzi G, Renzaho AMN, Resnikoff S, Rezaei S, Rezaeian S, Rezai MS, Riahi SM, Ribeiro ALP, Rios-Blancas MJ, Roba KT, Roberts NLS, Robinson SR, Roeber L, Ronfani L, Roshandel G, Rostami A, Rothenbacher D, Roy A, Rubagotti E, Sachdev PS, Saddik B, Sadeghi E, Safari H, Safdarian M, Safi S, Safiri S, Sagar R, Sahebkar A, Sahraian MA, Salam N, Salama JS, Salamati P, Saldanha RD, Saleem Z, Salimi Y, Salvi SS, Salz I, Sambala EZ, Samy AM, Sanabria J, Sanchez-Nino MD, Santomauro DF, Santos IS, Santos JV, Milicevic MMS, Jose BPS, Sarker AR, Sarmiento-Suarez R, Sarrafzadegan N, Sartorius B, Sarvi S, Sathian B, Satpathy M, Sawant AR, Sawhney M, Saxena S, Sayyah M, Schaeffner E, Schmidt MI, Schneider IJC, Schottker B, Schutte AE, Schwebel DC, Schwendicke F, Scott JG, Sekerija M, Sepanlou SG, Servan-Mori E, Seyedmousavi S, Shabaninejad H, Shackelford KA, Shafieesabet A, Shahbazi M, Shaheen AA, Shaikh MA, Shams-Beyranvand M, Shamsi M, Shamsizadeh M, Sharafi K, Sharif M, Sharif-Alhoseini M, Sharma R, She J, Sheikh A, Shi PL, Shiferaw MS, Shigematsu M, Shiri R, Shirkoohi R, Shiue I, Shokraneh F, Shrine MG, Si S, Siabani S, Siddiqi TJ, Sigfusdottir ID, Sigurvinsdottir R, Silberberg DH, Silva DAS, Silva JP, Da Silva NT, Silveira DBA, Singh JA, Singh NP, Singh PK, Singh V, Sinha DN, Sliwa K, Smith M, Sobaih BH, Sobhani S, Solangwi E, Soneji SS, Soofi M, Sorensen RJD, Soriano JB, Soyiri IN, Sposato LA, Sreeramareddy CF, Srinivasan V, Stanawar JD, Starodubov VI, Stathopoulou V, Stein DJ, Steiner C, Stewart LG, Stokes MA, Subart ML, Sudaryanto A, Sufiyan MB, Sur PJ, Sutradhar I, Sykes BL, Sylaja PN, Sylte DO, Szoekoe CEI, Tabares-Seisdedos R, Tabuchi T, Tadakamadla SK, Takahashi K, Tandon N, Tassew SG, Taveira N, Tehrani-Banihashemi A, Tekalign TG, Tekle MG, Temsah MH, Temsah O, Terkawi AS, Teshale MY, Tesserna B, Tessema GA, Thankappan KR, Thirunavukkarasu S, Thomas N, Thrift AG, Thurston GD, Tilahun B, To QG, Tobe-Gai R, Tonelli M, Topor-Madry R, Torre AE, Tortajada-Cirbes M, Touvier M, Tovani-Palone MR, Tran BX, Tran KB, Tripathi S, Troeger CE, Truelsen TC, Truong NT, Tsadik AG, Tsoi D, Car LT, Tuzcu EM, Tyrovolas S, Ukwaja KN, Whiff I, Undurraga EA, Updike RL, Usman MS, Uthman OA, Uzun SB, Vaduganathan M, Vaezi A, Vaidya G, Valdez PR, Varavikova E, Vasankari TJ, Venketasubramanian N, Villafaina S, Violante FS, Vladimirov SK, Vlassov V, Vollset SE, Vos T, Wagner GR, Wagnew FS, Waheed Y, Wallin MT, Watson JL, Wang YP, Wang YP, Wassie MM, Weiderpass E, Weintraub RG, Weldegebreal E, Weldegewergs KG, Werdecker A, Werkneh AA, West TE, Westerman R, Whiteford HA, Widecka J, Wilner LB, Wilson S, Winkler AS, Wiysonge CS, Wolfe CDA, Wu SL, Wu YC, Wyper GMA, Xavier D, Xu GL, Yadgir S, Yaddollahpour A, Jabbari SHY, Yakob B, Yan LJJ, Yano Y, Yaseri M, Yasin YJ, Yentur GK, Yeshaneh A, Yimer EM, Yip P, Yirsaw BD, Yisma E, Yonemoto N, Yonga G, Yoon SJ, Yotebieng M, Younis MZ, Youseffard M, Yu CH, Zadnik V, Zaidi Z, Bin Zaman S, Zamani M, Zare Z, Zeleke AJ, Zenebe ZM, Zhang AL, Zhang K, Zhou MG, Zodpey S, Zuhlke LJ, Naghavi N, Murray CJL. Global, regional, and national age-sex-specific mortality for 282 causes of death in 195 countries and territories, 1980-2017: a systematic analysis for the Global Burden of Disease Study 2017. *Lancet*. 2018; 392(10159): 1736-88. Article. IF: 59.102; D1

- Kyu HH, Abate D, Abate KH, Abay SM, Abbafati C, Abbasi N, Abbastabar H, Abd-Allah F, Abdela J, Abdelalim A, Abdollahpour I, Suliankatchi Abdulkader R, Abebe M, Abebe Z, Abil OZ, Aboyans V, Abraham AR, Abu-Raddad LJ, Abu-Rmeileh NME, Accrombessi MMK, Acharya D, Acharya P, Ackerman IN, Adamo AA, Adebayo OM, Adekanmbi V, Ademi Z, Adetokunboh OO, Adib MG, Adusar JC, Afanvi KA, Afarideh M, Afshin A, Agarwal G, Agesa KM, Aggarwal R, Aghayan SA, Agrawal A, Ahmadi A, Ahmadi M, Ahmadi H, Ahmed MB, Ahmed S, Aichour AN, Aichour I, Aichour MTE, Akinyemiju T, Akseer N, Ayman ZA, Al-Eyadhy A, Al-Mekhlafi HM, Al-Raddadi RM, Alahdab F, Alam K, Alam T,

Alashi A, Alavian SM, Alene KA, Alijanzadeh M, Alizadeh-Navaei R, Aljunid SM, Alkerwi A, Alla F, Allebeck P, Alonso J, Alsharif U, Altirkawi K, Alvis-Guzman N, Aminde LN, Amini E, Amiresmaili M, Ammar W, Amoako YA, Anber NH, Andrei CL, Androudi S, Animut MD, Anjomshoa M, Ansha MG, Antonio CAT, Anwari P, Arabloo J, Aremu O, Arnlov J, Arora A, Arora M, Artaman A, Aryal KK, Asayesh H, Ataro Z, Ausloos M, Avila-Burgos L, Avokpaho EFGA, Awasthi A, Quintanilla BPA, Ayer R, Azzopardi PS, Babazadeh A, Badali H, Balakrishnan K, Bali AG, Banach M, Banoub JAM, Barac A, Barboza MA, Barker-Collo SL, Bamighausen TVW, Barquera S, Barrero LH, Bazargan-Hejazi S, Bedi N, Beghi E, Behzadifar M, Behzadifar M, Bekele BB, Bekru ET, Belachew AB, Belay YA, Bell ML, Bello AK, Bennett DA, Bensenor IM, Berhane A, Bernabe E, Bernstein RS, Beuran M, Beyranvand , Bhala N, Bhatt S, Bhaumik S, Bhutta ZA, Biadgo B, Biehl MH, Bijani A, Bikbov B, Bilano V, Billign N, Bin Sayeed MS, Bisanzio D, Bjorge T, Bleyer A, Bobasa EM, Bou-Orm IR, Boufous S, Bourne R, Brady OJ, Brant LC, Brayne C, Brazinova A, Breitborde NJK, Brenner H, Briant PS, Briko AN, Britton G, Brugha T, Buchbinder R, Busse R, Butt ZA, Cahuana-Hurtado L, Rincon JCC, Cano J, Cardenas R, Carrero JJ, Carter A, Carvalho F, Castaneda-Orjuela CA, Rivas JC, Castro F, Catala-López F, Cercy KM, Cerin E, Chaiah Y, Chang JC, Charlson FJ, Chattu VK, Chiang PPC, Chitcheer A, Choi JY, Christensen H, Christopher DJ, Chung SC, Cicuttini FM, Cirillo M, Collado-Mateo D, Cooper C, Cortesi PA, Cortinovis M, Cousin E, Criqui MH, Cromwell EA, Cross M, Crump JA, Daba AK, Dachew BA, Dadi AF, Dandona L, Dandona R, Dargan PI, Daryani A, Das Gupta R, Das Neves J, Dasa TT, Davitoui DV, De la Hoz FP, De Leo D, De Neve JW, De Steur H, Degefa MG, Degenhardt L, Deiparine S, Demoz GT, Denova-Gutierrez E, Deribe K, Derveniz N, Jarlais DCD, Dey S, Dharmaratne SD, Dhimel M, Dinberu MT, Dirac MA, Djajalinia S, Doan L, Dokova K, Doku DT, Dorsey ER, Doyle KE, Driscoll TR, Dubey M, Dubljanin E, Duken EE, Duncan BB, Duraes AR, Ebrahimi H, Ebrahimpour S, Echko MM, Edessa D, Edvardsson D, Effiong A, Eggen AE, Ehrlich JR, El Bcheraoui C, El-Khatib Z, Elyazar IRF, Enayati A, Endalifer ML, Endries AY, Er B, Erskine HE, Eskandari H, Esteghamati A, Esteghamati S, Fakhim H, Faramarzi M, Fareed M, Farhadi F, Farid TA, Farinha CSES, Farioli A, Faro A, Farzadfar F, Fazaeli AA, Feigin VL, Fentahun N, Fereshtehnejad SM, Fernandes E, Fernandes JC, Ferrari AJ, Ferreira ML, Filip I, Fischer F, Fitzmaurice C, Foigt NA, Foreman KJ, Frank TD, Fukumoto T, Pullman N, Furst T, Furtado JM, Gakidou E, Gall S, Gallus S, Ganji M, Garcia-Basteiro AL, Gardner WM, Gebre AK, Gebremedhin AT, Gebremichael TG, Gelano TF, Geleijnse JM, Genova-Maleras R, Geramo YCD, Gething PV, Gezae KE, Ghadami MR, Ghadiri K, Ghasemi-Kasman M, Ghimire M, Ghoshal AG, Gill PS, Gill TK, Ginawi IA, Giussani G, Gnedovskaya EV, Goldberg EM, Goli S, Gomez-Dantes H, Gona PN, Gopalani SV, Gorman TM, Goulart AC, Goulart BNG, Grada A, Grosso G, Gugnani HC, Guillemin F, Guo YM, Gupta PC, Gupta R, Gupta R, Gupta R, Gutierrez RA, Gyawali B, Haagsma JA, Hachinski V, Hafezi-Nejad N, Bidgoli HH, Hagos TB, Hailegiyorgis TT, Haj-Mirzaian A, Haj-Mirzaian A, Hamadeh RR, Hamidi S, Handal AJ, Hankey GJ, Hao Y, Harb HL, Harikrishnan S, Haririan H, Haro JM, Hassankhani H, Hassen HY, Havmoeller R, Hay RJ, Hay SI, Hedayatizadeh-Omran A, Heibati B, Hendrie D, Henok A, Heredia-Pi I, Herteliu C, Heydarpour F, Heydarpour P, Hibstu DT, Hoek HW, Hoffman HJ, Hole MK, Rad EH, Hoogar P, Hosgood HD, Hosseini SM, Hosseinzadeh M, Hostiuc M, Hostiuc S, Hotez PJ, Hoy DG, Hsairi M, Htet AS, Huang JJ, Iburg KM, Ikeda CT, Ilesanmi OS, Irvani SSN, Irvine CMS, Islam SMS, Islami F, Jacobsen KH, Jahangiry L, Jahanmehr N, Jain SK, Jakovljevic M, James SL, Jayatilake AU, Jeemon P, Jha RP, Jha V, Ji JS, Johnson CO, Jonas JB, Jonnagaddala J, Shushtari ZJ, Joshi A, Jozwiak JJ, Jungari SB, Jurisson M, Kabir Z, Kadel R, Kahsay A, Kalani R, Kanchan T, Kar C, Karami M, Matin BK, Karch A, Karema C, Karimi N, Karimi SM, Kasaeian A, Kassa DH, Kassa GM, Kassa TD, Kassebaum NJ, Katikireddi SV, Kaul A, Kawakami N, Kazemi Z, Karyani AK, Keighobadi MM, Keiyoro PN, Kemmer L, Kemp GR, Kengne AP, Keren A, Khader YS, Khafaei B, Khafaie MA, Khajavi A, Khalid N, Khalil IA, Khan EA, Khan MS, Khan MA, Khang YH, Khater MM, Khazaei M,



3.4 Large System Pathologies Area



Introduction 1

Executive summary 2

Information Groups by Area 3

3.1 Neuroscience Area

3.2 Cardiovascular Area

3.3 Infectious Diseases and Immunity Area

3.4 Large System Pathologies Area

3.5 Cancer and Human Molecular Genetics Area

3.6 Surgery, Transplant and Health Technologies Area

Associated Clinicians 4

Scientific Report

2016
2017
2018

Khoja AT, Khosravi A, Khosravi MH, Kiadaliri AA, Kidanemariam ZT, Kiirithio DN, Kim CI, Kim D, Kim YE, Kim YJ, Kimokoti RW, Kinfu Y, Kisa A, Kissingova-Skarbek K, Knudsen AKS, Kocarnik JM, Kochhar S, Kokubo Y, Kolola T, Kopec JA, Kosen S, Kotsakis GA, Koul PA, Koyanagi A, Krishan K, Krishnaswami S, Krohn KJ, Defo BK, Bicer BK, Kumar GA, Kumar M, Kuzin I, Lad DP, Lad SD, Laffranconi A, Lalloo R, Lallukka T, Lami FH, Lang JJ, Langan SM, Itansingh V, Latifi A, Lau KMM, Lazarus JV, Leasher JL, Ledesma JR, Lee PH, Leigh J, Leili M, Leshargie CT, Leung J, Levi M, Lewycka S, Li SS, Li YC, Liang XF, Liao Y, Liben ML, Lim LL, Lim SS, Limenih MA, Linn S, Liu SW, Looker KJ, López AD, Lorkowski S, Lotufo PA, Lozano R, Lucas TCD, Lunevicius R, Lyons RA, Ma S, Macarayan ERK, Mackay MT, Maddison ER, Madotto F, Maghavani DP, Mai HT, Majdan M, Majdzadeh R, Majeed A, Malekzadeh R, Malta DC, Mamun AA, Manda AL, Manguerra H, Mansournia MA, Herrera AMM, Mantovani LG, Maravilla JC, Marcenés W, Marks A, Martins-Melo FR, Martopullo I, Marz W, Marzan MB, Massano J, Massenbourg BB, Mathur MR, Maulik PK, Mazidi M, McAlinden C, McGrath JJ, McKee M, McMahon BJ, Mehata S, Mehrotra R, Mehta KM, Mehta V, Mejia-Rodriguez F, Mekonen T, Melese A, Melku M, Memiah PTN, Memish ZA, Mendoza W, Mengistu G, Mensah GA, Mereta ST, Meretoja A, Meretoja TJ, Mestrovic T, Miazgowski B, Miazgowski T, Milleer AL, Miller TR, Mini GK, Mirarefin M, Mirica A, Mirzakhimov EM, Misganaw AT, Mitchell PB, Mitiku H, Moazen B, Mohajer B, Mohammad KA, Mohammadi M, Mohammadifard N, Mohammadnia-Afrouzi M, Mohammed MA, Mohammed S, Mohebi F, Mokdad AH, Molokhia M, Monasta L, Montanez JC, Moosazadeh M, Moradi G, Moradi M, Moradi-Lakeh M, Moradinazar M, Moraga P, Morawska L, Velasquez IM, Morgado-Da-Costa J, Morrison SD, Moschos MM, Mousavi SM, Mruts KB, Muche AA, Muchie KF, Mueller UO, Muhammed OS, Mukhopadhyay S, Muller K, Mumford JE, Murthy GVS, Musa KI, Mustafa G, Nabhan AF, Nagata C, Nagel G, Naghavi M, Naheed A, Nahvijou A, Naik G, Najafi F, Nam HS, Nangia V, Nansseu JR, Neamati N, Negroi I, Negroi RI, Neupane S, Newton CRJ, Ngunjiri JW, Nguyen AQ, Nguyen G, Nguyen HT, Nguyen HLT, Nguyen HT, Nguyen LH, Nguyen M, Nguyen NB, Nguyen SH, Nichols E, Ningrum DNA, Nixon MR, Nomura S, Noroozi M, Norrving B, Noubiap JJ, Nouri HR, Shideh MN, Nowroozi MR, Nsoesie EO, Nyasulu PS, Odell CM, Ofori-Asenso R, Ogbo FA, Oh IH, Oladimeji O, Olagunju AT, Olagunju TO, Olivares PR, Olsen HE, Olusanya PR, Olusanya JO, Ong KL, Ong SK, Oren E, Ortiz A, Ota E, Otstavnov SS, Overland S, Owolabi MO, Mahesh PA, Pacella R, Pakhare AP, Pakpour AH, Pana A, Panda-Jonas S, Park EK, Park J, Parry CDH, Parsian H, Pasdar Y, Patel S, Patil ST, Patle A, Patton GC, Paturi VR, Paudel D, Paulson KR, Pearce N, Pereira A, Pereira DM, Perico N, Pesudovs K, Petzold M, Pham HQ, Phillips MR, Pigott DM, Pillay JD, Piradov MA, Pirsaeheb M, Pishgar F, Plana-Ripoll O, Polinder S, Popova S, Postma MJ, Pourshams A, Poustchi H, Prabhakaran D, Prakash S, Prakash V, Prasad N, Purcell CA, Qorbani M, Qvistberg DA, Radfar A, Rafay A, Rafiei A, Rahim F, Rahimi K, Rahimi Z, Rahimi-Movaghar A, Rahimi-Movaghar V, Rahman M, Rahman MHU, Rahman MA, Rahman SU, Rai RK, Rajati F, Ranjan P, Rao PC, Rasella D, Rawaf DL, Rawaf S, Reddy KS, Reiner RC, Reitsma MB, Remuzzi G, Renzaho AMN, Resnikoff S, Rezaei S, Rezaei MS, Ribeiro ALP, Roberts NLS, Robinson SR, Roeber L, Ronfani L, Roshandel G, Rostami A, Roth GA, Rothenbacher D, Rubagotti E, Sachdev PS, Sadat N, Sadeghi E, Moghaddam SS, Safari H, Safari Y, Safari-Faramani R, Safdarian M, Safi S, Safiri S, Sagar R, Sahebkar A, Sahraian MA, Sajadi HS, Salam N, Salama JS, Salamati P, Saleem Z, Salimi Y, Salimzadeh H, Salomon JA, Salvi SS, Salz I, Samy AM, Sanabria J, Sanchez-Nino MD, Santomauro DF, Santos IS, Santos JV, Milicevic MMS, Jose BPS, Sardana M, Sarker AR, Sarmiento-Suarez R, Sarrafzadegan N, Sartorius B, Sarvi S, Sathian B, Satpathy M, Sawant AR, Sawhney M, Saxena S, Schaeffner E, Schmidt MI, Schneider IJC, Schutte AE, Schwebel DC, Schwendicke F, Scott JG, Sekerija M, Sepanlou SG, Servan-Mori E, Seyedmousavi S, Shabaninejad H, Shafieesabet A, Shahbazi M, Shaheen AA, Shaikh MA, Shams-Beyranvand M, Shamsi M, Sharafi H, Sharafi K, Sharif M, Sharif-Alhoseini M, Sharma J, Sharma R, She J, Sheikh A, Shi PL, Shibuya K, Shiferaw MS, Shigematsu M, Shiri

R, Shirkoohi R, Shiue I, Shokoohinia Y, Shokraneh F, Shoman H, Shrimme MG, Si S, Siabani S, Sibai AM, Siddiqi TJ, Sigfusdottir ID, Sigurvinsdottir R, Silva DAS, Silva JP, Silveira DGA, Singam NSV, Singh JA, Singh NP, Singh V, Sinha DN, Skiadaresi E, Skirbekk V, Sliwa K, Smith DL, Smith M, Soares AM, Sobaih BH, Sobhani S, Soofi M, Sorensen RJD, Soyiri IN, Sposato LA, Sreeramareddy CT, Srinivasan V, Stanaway JD, Starodubov VI, Stein DJ, Steiner C, Steiner TJ, Stokes MA, Stovner LJ, Subart ML, Sudaryanto A, Sufiyan MB, Sulo G, Sunguya BF, Sur PJ, Sykes BL, Sylaja PN, Sylte DO, Szoekce CEI, Tabares-Seisdedos R, Tachibuchi T, Tadakamadla SK, Tandon N, Tassew SG, Tavakkoli M, Taveira N, Taylor HR, Tehrani-Banihashemi A, Tekalign TG, Teikelemedhin SW, Tekle MG, Temsah MH, Temsah O, Terkawi AS, Tessema B, Teweldemedhin M, Thankappan KR, Theis A, Thirunavukkarasu S, Thomas N, Tilahun B, To QG, Tonelli M, Topor-Madry R, Torre AE, Tortajada-Girbes M, Touvier M, Tovani-Palone MR, Towbin JA, Tran BX, Tran KB, Troeger CE, Tsadik AG, Tsoi D, Car LT, Tyrovolas S, Ukwaja KN, Ullah I, Undurraga EA, Updike RL, Usman MS, Uthman OA, Vaduganathan M, Vaezi A, Valdez PR, Vanavikova E, Varughese S, Vasankari TJ, Venketasubramanian N, Villafaina S, Violante FS, Vladimirov SK, Vlassov V, Vollset SE, Vos T, Vosoughi K, Vujcic IS, Wagnew FS, Waheed Y, Wang YF, Wang YP, Weiderpass E, Weintraub RG, Weiss DJ, Weldegebreal F, Weldegewergs KG, Werdecker A, West TE, Westerman R, Whiteford HA, Widecka J, Wijeratne T, Williams HC, Wilner LB, Wilson S, Winkler AS, Wiyeh AB, Wiysonge CS, Wolfe CDA, Woolf AD, Wyper GMA, Xavier D, Xu GL, Yadgir S, Jabbari SHY, Yamada T, Yan LJ, Yano Y, Yaseri M, Yasin YJ, Yes-haneh A, Yimer EM, Yip P, Yisma E, Yonemoto N, Yoon SJ, Yotebieng M, Younis MZ, Yousefifard M, Yu CH, Zadnik V, Zaidi Z, Bin Zaman S, Zamani M, Zandian H, Zar HJ, Zenebe ZM, Zipkin B, Zhou MG, Zodpey S, Zucker I, Zuhlke LJ, Murray CJL. Global, regional, and national disability-adjusted life-years (DALYs) for 359 diseases and injuries and healthy life expectancy (HALE) for 195 countries and territories, 1990-2017: a sys-





3.4 Large System Pathologies Area

Introduction 1

Executive summary 2

Information Groups by Area 3

3.1 Neuroscience Area

3.2 Cardiovascular Area

3.3 Infectious Diseases and Immunity Area

3.4 Large System Pathologies Area

3.5 Cancer and Human Molecular Genetics Area

3.6 Surgery, Transplant and Health Technologies Area

Associated Clinicians 4

Scientific Report

2016
2017
2018

tematic analysis for the Global Burden of Disease Study 2017. *Lancet*. 2018; 392(10159): 1859-22. Article. IF: 59.102; D1

- Stanaway JD, Afshin A, Gakidou E, Lim SS, Abate D, Abate KH, Abbafati C, Abbasi N, Abbastabar H, Abd-Allah F, Abdela J, Abdelalim A, Abdollahpour I, Abdulkader RS, Abebe M, Abebe Z, Abera SF, Abil OZ, Abraha HN, Abrahm AR, Abu-Raddad LJ, Abu-Rmeileh NME, Accrombessi MMK, Acharya D, Acharya P, Adamu AA, Adane AA, Adebayo OM, Adedoyin RA, Adekanmbi V, Ademi Z, Adetokunboh O, Adib MG, Admasie A, Adsuar JC, Afanvi KA, Afarideh M, Agarwal G, Aggarwal A, Aghayan SA, Agrawal A, Agrawal S, Ahmadi A, Ahmadi M, Ahmadi H, Ahmed MB, Aichour AN, Aichour I, Aichour MTE, Akbari ME, Akinyemiju T, Akseer N, Al-Aly Z, Al-Eyadhy A, Al-Mekhlafi HM, Alandab F, Alam K, Alam S, Alam T, Alashi A, Alavian SM, Alene KA, Ali K, Ali SM, Alijanzadeh M, Alizadeh-Navaei R, Aljunid SM, Alkerwi A, Alla F, Alsharif U, Altirkawi K, Alvis-Guzman N, Amare AT, Ammar W, Anber NH, Anderson JA, Andrei CL, Androudi S, Anmut MD, Anjomshoa M, Ansha MG, Anto JM, Antonio CAT, Anwari P, Appiah LT, Appiah SCY, Arabloo J, Aremu O, Amlow J, Artaman A, Aryal KK, Asayesh H, Ataro Z, Ausloos M, Avokpaho EFGA, Awasthi A, Quintanilla BPA, Ayer R, Ayuk TB, Azzopardi PS, Babazadeff A, Badali H, Badawi A, Balakrishnan K, Bali AG, Ball K, Bellew SH, Banach M, Banoub JAM, Barac A, Barker-Collo SL, Bamighausen TW, Barrero LH, Basu S, Baune BT, Bazargan-Hejazi S, Bedi N, Beghi E, Behzadifar M, Behzadifar M, Bejoy Y, Bekele BB, Bekru FT, Belay E, Belay YA, Bell ML, Bello AK, Bennett DA, Bensenor IM, Bergeron G, Berhane A, Bemabe E, Bernstein RS, Beuran M, Beyranvand T, Bhala N, Bhalla A, Bhattarai S, Bhutta ZA, Biadgo B, Bijani A, Bikbov B, Bilano V, Bililign N, Bin Sayeed MS, Bisanzio D, Biswas T, Bjorge T, Blacker BF, Bleyer A, Borschmann R, Bou-Orm IR, Boufous S, Bourne R, Brady OJ, Brauer M, Brazinova A, Breitborde NJK, Brenner H, Briko AN, Britton G, Brughla T, Buchbindet R, Burnett RT, Busse R, Butt ZA, Cahill LE, Cahuana-Hurtado L, Campos-Nonato IR, Cardenas R, Carreras G, Carrero JJ, Carvalho F, Castaneda-Orjuela CA, Rivas JC, Castro F, Catala-López F, Causey K, Cercy KM, Cerin E, Chaiha Y, Chang HT, Chang JC, Chang KL, Charlson FJ, Chattopadhyay A, Chattu VK, Chee ML, Cheng CY, Chew A, Chiang PPC, Chimed-Ochir O, Chin KL, Chitther A, Choi JY, Chowdhury R, Christensen H, Christopher DJ, Chung SC, Cicuttini FM, Grillo M, Cohen AJ, Collado-Mateo D, Cooper C, Cooper OR, Coresh J, Cornaby L, Cortesi PA, Cortinovis M, Costa M, Cousin E, Criqui MH, Cromwell EA, Cundiff DK, Daba AK, Dachew BA, Dadi AF, Damasceno AAM, Dandona L, Dandona R, Darby SC, Dargan PI, Daryani A, Das Gupta R, Das Neves J, Dasa TT, Dash AP, Davitoli DV, Davletov K, De la Cruz-Gongora V, De la Hoz FP, De Leo D, De Neve JW, Degenhardt L, Deiparine S, Dellavalle RP, Demoz GT, Denova-Gutierrez E, Deribe K, Derveniz N, Deshpande A, Jarlais DCD, Dessie GA, Deveber GA, Dey S, Dharmaratne SD, Dhimal M, Dinberu MT, Ding EL, Diro HD, Djalinia S, Do HP, Dokova K, Doku DT, La Doyle K, Driscoll TR, Dubey M, Dubljanin E, Duken EE, Duncan BB, Duraes AR, Ebert N, Ebrahimi H, Ebrahimpour S, Edvardsson D, Elfiong A, Eggen AE, El Bcheraoui C, El-Khatib I, Elyazar IR, Enayati A, Endries AY, Er B, Erskine HE, Eskandari H, Esteghamati A, Estep K, Fakhim H, Faramarzi M, Fareed M, Farid TA, Farinha CSES, Farioli A, Faro A, Farvid MS, Faraizi MH, Fatima B, Fay KA, Fazaeli AA, Feigin VL, Feigl AB, Fereshtehnejad SM, Fernandes E, Fernandes JC, Ferrara G, Ferrari AJ, Ferreira ML, Filip I, Finger JD, Fischer F, Foigt NA, Foreman KJ, Fukumoto T, Fullman N, Furst T, Furtado JM, Futran ND, Gall S, Gallus S, Gamkrelidze A, Ganji M, Garcia-Basteiro AL, Gardner WN, Gebre AK, Gebremedhin AT, Gebremichael TG, Gelano TF, Geleijnse JM, Geramo YCD, Gething PW, Geese KE, Ghadimi R, Ghadiri K, Falavarjani KG, Ghasemi-Kasman M, Ghimire M, Ghosh R, Ghoshal AG, Giampaoli S, Gill PS, Gill TK, Gillum RF, Ginawi IA, Giussani G, Gnedovskaya EV, Godwin WW, Goli S, Gomez-Dantes H, Gona PN, Gopalani SV, Goulart AC, Grada A, Grams ME, Grosso G, Gughani HC, Guo Y, Gupta R, Gupta R, Gupta T, Gutierrez RA, Gutierrez-Torres DS,

- Haagsma JA, Habtewold TD, Hachinski V, Hafezi-Nejad N, Hagos TB, Hailegiyorgis TT, Hailu GB, Haj-Mirzaian A, Haj-Mirzaian A, Hamadeh RR, Hamidi S, Handal AJ, Hankey GJ, Liao Y, Harb HL, Harikrishnan S, Haro JM, Hassankhani H, Hassen HY, Havmoeller R, Hawley CN, Hay SI, Hedayati-zadeh-Omran A, Heibati B, Heidari B, Heidari M, Hendrie D, Henok A, Heredia-Pi I, Herteliu C, Heydarpour F, Heydarpour S, Hibstu DT, Higazi TB, Hilawe EH, Hoek HW, Hoffiman HJ, Hole MK, Rad EH, Hoogar P, Hosgood HD, Hosseini SM, Hosseinzadeh M, Hostiuc M, Hostiuc S, Hoy DG, Hsairi M, Hsiao T, Hu G, Ha H, Huang JJ, Hussen MA, Huynh CK, Iburg KM, Ikeda N, Ilesanmi OS, Iqbal U, Irvani SSN, Irvine CMS, Islam SMS, Islami F, Jackson MD, Jacobsen KH, Jahangiry L, Jahanmeh-r N, Jain SK, Jakovljevic M, James SL, Jassal SK, Jayatileke AU, Jeemon P, Jha RP, Jha V, Ji JS, Jonas JB, Jonnagaddala J, Shushtari ZJ, Joshi A, Jozwiak JJ, Jurisson M, Kabir Z, Kahsay A, Kalani R, Kanchan T, Kant S, Kar C, Karami M, Matin BK, Karch A, Karema C, Karimi N, Karimi SM, Kasaean A, Kassa DH, Kassa GM, Kassa TD, Kassebaum NJ, Katikireddi SV, Kaul A, Kawakami N, Kazemi Z, Karyani AK, Kefale AT, Keiyoro PN, Kemp GR, Kengne AP, Keren A, Kesavachandran CN, Khader YS, Khafaei B, Khafaie MA, Khajavi A, Khalid N, Khalil IA, Khan G, Khan MS, Khan MA, Khang YH, Khater MM, Khazaei M, Khazaei H, Khoja AT, Khosravi A, Khosravi MH, Kiadaliri AA, Kiirithio DN, Kim CI, Kim D, Kim YE, Kim YJ, Kimokoti RW, Kinff Y, Kisa A, Kissimova-Skarbek K, Kivimaki M, Knibbs LD, Knudsen AKS, Kochhar S, Kokubo Y, Kolola T, Kopec JA, Kosen S, Koul PA, Koyanagi A, Kravchenko MA, Krishan K, Krohn KJ, Kromhout H, Defo BK, Bicer BK, Kumar GA, Kumar M, Kuzin I, Kyu HH, Lachat C, Lad DP, Lad SD, Lafranconi A, Lalloo R, Lallukka T, Lami FH, Lang JJ, Lingsingh VC, Larson SL, Latifi A, Lazarus JV, Lee PH, Leigh J, Leili M, Leshargie CT, Leung J, Levi M, Lewycka S, Li S, Li Y, Liang J, Liang X, Lian Y, Liben ML, Lim LL, Linn S, Liu S, Lodha R, Logroscino G, López AD, Lorkowski S, Lotufo PA, Lozano R, Lucas TCD, Lunevicius R, Ma S, Macarayan ERK, Machado IE, Madotto F, Mai HT, Majdan M, Majdzadeh R, Majeed A, Malekzadeh R, Malta DC, Mamum AA, Manda AL, Mangueira H, Mansournia MA, Mantovani LG, Maravilla JC, Marcenes W, Marks A, Martín RV, Martins SC, Martins-Melo FR, Marz W, Marzan MB, Massenburg BB, Mathur MR, Mathur P, Matsushita K, Maulik PK, Mazidi M, McAlinden C, McGrath JJ, Mckee M, Mehrotra R, Mehta KM, Mehta V, Meier T, Mekonnen FA, Melaku YA, Melese A, Melku M, Memiah PTN, Memish ZA, Mendoza W, Mengistu DT, Mensah GA, Mensink GBM, Mereta ST, Meretola A, Meretoja TJ, Mestrovic T, Mezgebe HB, Miazgowski B, Miazgowski T, Milliar AI, Miller TR, Miller-Petrie MK, Mini GK, Mirarefin M, Mirica A, Mirrakhimov EM, Misganaw AT, Mitiku H, Moazen B, Mohajer B, Mohammad KA, Mohammadi M, Mohammadifard N, Mohammadnia-Afrouzi M, Mohammed S, Mohebi F, Mokdad AH, Molokhia M, Momeniha F, Monasta L, Moodley Y, Moradi G, Moradi-Lakeh M, Moradinazar M, Moraga P, Morawska L, Morgado-Da-Costa J, Morrison SD, Moschos MM, Moudou S, Mousavi SM, Mozaffarian D, Mruts KB, Muche AA, Muchie KF, Mueller UO, Muhammed OS, Mukhopadhyay S, Muller K, Musa KI, Mustafa G, Nabhan AF, Naghavi M, Naheed A, Nahvijou A, Naik G, Naik N, Najafi F, Nangia V, Nansseu JR, Nascimento BR, Neal B, Neamati N, Negoi IT, Negoi RI, Neupane S, Newton CRJ, Ngunjiri JV, Nguyen AQ, Nguyen G, Nguyen HT, Nguyen HLT, Nguyen HT, Nguyen M, Nguyen NB, Nichols E, Nie J, Ningrum DNA, Nirayo YL, Nishi N, Nixon MR, Nojomi M, Nomura S, Norheim OF, Noroozi M, Norrving B, Noubiap JJ, Nouri HR, Shideh MN, Nowroozi MR, Nsoesie EO, Nyasulu PS, Obermeyer CM, Odell CM, Ofori-Asenso R, Ogbo FA, Oh IH, Oladimeji O, Olagunju AT, Olagunju TO, Olivares PR, Olsen HE, Olusanya BO, Olusanya JO, Ong KL, Ong SK, Oren E, Orpana HM, Ortiz A, Ota E, Otstavnon SS, Overland S, Owolabi MO, Pacella MPAR, Pakhare AP, Pakpour AH, Pana A, Panda-Jonas S, Park EK, Parry CDH, Parisian H, Patel S, Pati S, Patil ST, Patle A, Patton GC, Paudel D, Paulson KR, Balasteros WCP, Pearce N, Pereira A, Pereira DM, Perico N, Pesudovs K, Petzold M, Pham HQ, Phillips MR, Pillay JD, Piradov MA, Pirsahab M, Pischon T, Pishgar F, Plana-Ripoll O, Plass D, Polinder S, Polkinghorne KR, Postma MJ, Poulton R, Pourshams A, Poustchi H, Prabhaka-



3.4 Large System Pathologies Area

Introduction 1

Executive summary 2

Information Groups by Area 3

3.1 Neuroscience Area

3.2 Cardiovascular Area

3.3 Infectious Diseases and Immunity Area

3.4 Large System Pathologies Area

3.5 Cancer and Human Molecular Genetics Area

3.6 Surgery, Transplant and Health Technologies Area

Associated Clinicians 4

Scientific Report

2016
2017
2018

ran D, Prakash S, Prasad N, Purcell CA, Purwar MB, Qorbani M, Radfar A, Rafay A, Rafiei A, Rahim F, Rahimi Z, Rahimi-Movaghar A, Rahimi-Movaghar V, Rahman M, Rahman MHU, Rahman MA, Rai RK, Rajati F, Rajsic S, Raju SB, Ram U, Ranabhat CL, Ranjan P, Rath GK, Rawaf DL, Rawaf S, Reddy KS, Rehm CD, Rehm J, Reiner RC, Reitsma MB, Remuzzi G, Renzaho AMN, Resnikoff S, Reynales-Shigematsu LM, Rezaei S, Ribeiro ALP, Rivera JA, Roba KT, Rodrigues-Ramirez S, Roeber L, Roman Y, Ronfani L, Roshandel G, Rostami A, Roth GA, Rothenbacher D, Roy A, Rubagotti E, Rushton L, Sabanayagam C, Sachdev PS, Saddik B, Sadeghi E, Moghaddam SS, Safari H, Safari Y, Safari-Faramani R, Safdarian M, Safi S, Safiri S, Sagar R, Sahebkar A, Sahraian MA, Sajadi HS, Salam N, Salamati P, Saleem Z, Salimi Y, Salimeadeh H, Salomon JA, Salvi DD, Satz I, Samy AM, Sanabria J, Sanchez-Nino MD, Sanchez-Pimienta TG, Sanders T, Sang Y, Santomauro DF, Santos IS, Santos JV, Milicevic MMS, Jose BPS, Sardana M, Sacker AR, Sarmiento-Suarez R, Sarrafzadegan N, Sartorius B, Sarvi S, Sathian B, Satpathy M, Sawant AR, Sawhney M, Saylan M, Sayyah M, Schaeffner E, Schmidt MI, Schneider IJC, Schottker B, Schutte AE, Schwegel DC, Schwendicke F, Scott JG, Seedat S, Sekerija M, Sepanlou SG, Serre ML, Servan-Mori E, Seyedmousavi S, Shabaninejad H, Shaddick G, Shafieesabet A, Shahbazi M, Shaheen AA, Shaikh MA, Levy TS, Shams-Beyranvand M, Shamsi M, Sharafi H, Sharafi K, Sharif M, Sharif-Alhoseini M, Sharifi H, Sharma J, Sharma M, Sharma R, She J, Sheikh A, Shi P, Shibuya K, Shiferaw MS, Shigematsu M, Shin MJ, Shirt R, Shirkoohi R, Shiue I, Shokraneh F, Shoman H, Shrimel MG, Shupler MS, Si S, Siabani S, Sibai AM, Siddiqi TJ, Sigfusdottir ID, Sigurvinsdottir R, Silva DAS, Silva JP, Silveira DGA, Singh JA, Singh NP, Singh V, Sinha DN, Skiadaresi E, Skirbekk V, Smith DL, Smith M, Sobahi BH, Sobhani S, Somayaji R, Soofi M, Sorensen RJD, Soriano JB, Soyiri IN, Spinelli A, Sposato LA, Sreeramareddy CT, Srinivasan V, Starodubow VI, Steckling N, Stein DJ, Stein MB, Stevanovic G, Stockfelt L, Stokes MA, Sturua L, Subart ML, Sudaryanto A, Sufiyan MB, Sulo G, Sunguya BF, Sur PJ, Sykes BI, Szoek CEI, Tabares-Seisdedos R, Tabuchi T, Tadakamadla SK, Takahashi K, Tandon N, Tassew SG, Tavakkoli M, Taveira N, Tehrani-Banihashemi A, Tekalign TG, Tekelemedhin SW, Tekle MG, Temesgen H, Temsah MR, Temsah O, Terkawi AS, Tessema B, Teweldemedhin M, Thankappan KR, Theis A, Thirunavukkarasu S, Thomas HJ, Thomas ML, Thomas N, Thurston GD, Tilahun B, Tillmana T, To QG, Tobollik M, Tonelli M, Topor-Madry R, Torre AE, Tortajada-Girbes M, Touvier M, Tovani-Palome MR, Towbin JA, Tran BX, Tran KB, Truelsen TC, Truong NT, Tsadik AG, Car LT, Tuzcu EM, Tymeson HD, Tyrovolas S, Ukwaja KN, Ullah I, Updike RL, Usman MS, Uthman OA, Vaduganathan M, Vaezi A, Valdez PR, Van Donkelaar A, Varavikova E, Varughese S, Vasankari TJ, Venketasubramanian N, Villafaina S, Violante FS, Vladimirov SK, Vlassov V, Vollset SE, Vos T, Vsboughi K, Vu GT, Vujcic IS, Wagnew FS, Waheed Y, Waller SG, Walsion JL, Wang Y, Wang Y, Wang YP, Weiderpass E, Weintraub RG, Weldegebreal F, Werdecker A, Weiknah AA, West JJ, Westerman R, Whiteford HA, Widecka J, Wijeratne T, Winkler AS, Wiyeh AB, Wiysonge CS, Wolfe CDA, Wong TY, Wu S, Xavier D, Xu G, Yadgir S, Yadollahpour A, Jabbari SHY, Yamada T, Yan LL, Yano Y, Yaseri M, Yasin YJ, Yeshanely A, Yimer EM, Yip P, Yisma E, Yonemoto N, Yoon SJ, Yotebieng M, Younis MZ, Yousefifard M, Yu C, Zaidi Z, Bin Zaman S, Zamani M, Zavala-Arciniega L, Zhang AL, Zhang H, Zhang K, Thou M, Zimsen SM, Zodpey S, Murray CJL. Global, regional, and national comparative risk assessment of 84 behavioural, environmental and occupational, and metabolic risks or clusters of risks for 195 countries and territories, 1990-2017: a systematic analysis for the Global Burden of Disease Study 2017. *Lancet*. 2018; 392(10159): 1923-94. Article. IF: 59.102; D1

- Murray CJL, Callender CSKH, Kulikoff XR, Srinivasan V, Abate D, Abate KH, Abay SM, Abbasi N, Abbastabar H, Abdela J, Abdelalim A, Abdel-Rahman O, Abdi A, Abdoli N, Abdollahpour I, Abdulkader RS, Abebe HT, Abebe M, Abebe Z, Abebo TA, Abeje AN, Aboyans V, Abraha HN, Abreu DMX, Abrham AR, Abu-Raddad LJ, Abu-Rmeileh NME, Accrombessi MMK, Acharya P, Adamu AA, Adebayo OM, Adedeji IA, Adekanmbi V, Adetokunboh OO, Adhena BM, Adhikari TB, Adib MC, Adou AK, Ad-

suar JC, Afarideh M, Afshin A, Agarwal G, Agea KM, Aghayan SA, Agrawal S, Ahmadi A, Ahmadi M, Ahmed MB, Ahmed S, Aichour AN, Aichour I, Aichour MTE, Akanda AS, Akbari ME, Akibu M, Akin-yemi RO, Akinymijiu T, Akseer N, Alahdab F, Al-Aly Z, Alam K, Alebel A, Aleman AV, Alene KA, Al-Eyadhy A, Ali R, Aljanzadeh M, Alizadeh-Navaei R, Aljunid SM, Alkerwi A, Alla F, Allebeck P, Almasi A, Alonso J, Al-Raddadi RM, Alsharif U, Altirkawi K, Alvis-Guzman N, Amare AT, Ammar W, Anber NF, Andrei CL, Androudi S, Anmut MD, Ansari H, Ansha MG, Antonio CAT, Appiah SCY, Aremu O, Areri HA, Arian N, Arnlov J, Artaman A, Aryal KK, Asayesh H, Asfaw ET, Asgedom SW, Assadi R, Atey TMM, Afique S, Atteraya MS, Ausloos M, Avokpaho EFCA, Awasthi A, Quintanilla BPA, Ayele Y, Ayer R, Ayuk TB, Azzopardi PS, Babalola TK, Babazadeh A, Radali H, Badawi A, Bali AG, Ranach M, Barker-Collo SL, Barnighausen TW, Barrero LH, Basaleem H, Bassat Q, Basu A, Baune BT, Baynes HW, Beghi E, Behzadifar M, Belazadifar M, Bekele BB, Belachew AB, Belay AG, Belay E, Belay SA, Belay YA, Bell ML, Bello AK, Bennett DA, Bensenor IM, Bergeron G, Berhane A, Berman AE, Bernabe E, Bernstein RS, Bertolacci GJ, Beuran M, Bhattarai S, Bhaumik S, Bhutia ZA, Biadgo B, Bijani A, Rikbov B, Billings N, Bin Sayeed MS, Birlik SM, Birungi C, Diswas T, Bizuneh H, Bleyer A, Basara BB, Bosetti C, Boufous S, Brady OJ, Bragazzi NL, Brainin M, Brazinova A, Breitborde NJK, Brenner H, Brewer JD, Briant PS, Britton G, Burstein R, Busse R, Riff ZA, Cahuana-Hurtado L, Campos-Nonato IR, Rincon JCC, Cano J, Car M, Cardenas R, Carrero JJ, Carvalho F, Castaneda-Orjuela CA, Rivas JC, Castro F, Catala-López F, Cavin A, Cerin E, Chalek J, Chang HY, Chang JC, Chattopadhyay A, Chaturvedi P, Chiang PPC, Chin KL, Chisumpa VH, Chitcheer A, Choi JYJ, Chowdhury R, Christopher DJ, Cicuttini FM, Ciobanu LG, Cirillo M, Claro RM, Collado-Mateo D, Constantine MM, Conti S, Cooper C, Cooper LT, Cornaby L, Cortesi PA, Cortinovis M, Costa M, Cromwell EA, Crowe CS, Cukelj P, Cunningham M, Daba AK, Dachew BA, Dandona L, Dandona R, Dargan PI, Daryani A, Das Gupta RT, Das Neves J, Dasa TT, Dash AP, Weaver ND, Davitoiu DV, Davletov K, De Leo D, De Neve JW, Degefa MG, Degenhardt L, Degfie TT, Deiparine S, Demoz GT, Demtsu E, Denova-Gutierrez E, Deribe K, Derven N, Des Jarlais DC, Dessie GA, Dharniratne SD, Dhimel M, Dicker D, Ding EL, Dinsa GD, Djalalinia S, Do HP, Dokova K, Doku DT, Dolan KA, Doyle KE, Driscoll TR, Dubey M, Dujbljanin E, Duken EN, Duraes AR, Ebrahimipour S, Edvardsson D, El Bcheraoui C, El-Khatib Z, Elyazar IR, Enayati A, Endries AY, Ermakov SP, Eshrati B, Eskandarieh S, Esmaeili R, Esteghamati A, Esteghamati S, Estep K, Fakhim H, Farag T, Faramarzi M, Fareed M, Farinha CSES, Faro A, Farvid MS, Farzadfar F, Farzaei MH, Fay KA, Fazeli MS, Feigin VI, Feigl AB, Feizy F, Fenny AP, Fentahun N, Fereshtehnejad SM, Fernandes E, Feyissa GT, Filip I, Finegold S, Fischer F, Flor LS, Foigt NA, Foreman KJ, Fornari C, Furst T, Fukumoto T, Fuller JE, Fullman N, Gakidou E, Galleus S, Gamkrelidze A, Ganji M, Gankpe FG, Garcia GN, Garcia-Gordillo MA, Gebre AK, Gebre T, Gebregreggs GB, Gebrehiwot TT, Gebremedhin AT, Gelano TF, Gelaw YA, Geleijnse N, Genova-Maleras R, Gething P, Gezae KE, Ghadami MR, Ghadimi R, Ghadiri K, Falavarjani KG, Ghasemi-Kasman M, Ghiasvand H, Ghimire M, Ghoshal AG, Gill PS, Gill TK, Giussani G, Gnedovskaya EV, Goli S, Gomez RS, Gomez-Dantes H, Gona PN, Goodridge A, Gopalani SV, Goulart AC, Niegba B, Goulart G, Grada A, Grosso G, Gugnani HCC, Guo JW, Guo YM, Gupta PC, Gupta R, Gupta R, Gupta T, Haagsma JA, Hachinski V, Hafezi-Nejad N, Hagos TB, Hailegi-yorgis TT, Hailu GB, Haj-Mirzaian A, Haj-Mirzaian A, Hamadeh RR, Hamidi S, Handal AJ, Hankey GJ, Hao YT, Harb HI, Haririan H, Haro JM, Hasan M, Hassankhani H, Hassen HY, Havrnoeller R, Hay SI, He YH, Hedayatizadeh-Omran A, Hegazy MI, Heibati B, Heidari B, Hendrie D, Henok A, Henry NJ, Herteliu C, Heydarpour F, Hibstu DT, Hole MK, Rad EH, Hoogar P, Hosgood HD, Hosseini SM, Chavoshi MMH, Hosseinzadeh M, Hostiuic M, Hostiuic S, Hsairi M, Hsiao T, Hu GQ, Huang JJ, Iburg KM, Igumbor EU, Ikeda CT, Ilesanmi OS, Iqbal U, Irenso AA, Irvani SSN, Isehunwa OO, Islam SMS, Jahangiry L, Jahanmehr N, Jam SK, Jakovljevic M, Jalu MT, James SL, Jassal SK, Javanbakht M, Jayatille-ke AU, Jeemon P, Jha RP, Jha V, Ji JS, Jonas JB, Jozwiak JJ, Jungari SB, Jurisson M, Kabir Z, Kadel R,



3.4 Large System Pathologies Area

Introduction 1

Executive summary 2

Information Groups by Area 3

3.1 Neuroscience Area

3.2 Cardiovascular Area

3.3 Infectious Diseases and Immunity Area

3.4 Large System Pathologies Area

3.5 Cancer and Human Molecular Genetics Area

3.6 Surgery, Transplant and Health Technologies Area

Associated Clinicians 4

Scientific Report

2016
2017
2018

Kahsay A, Kalani R, Kapil U, Karami M, Martín BK, Karch A, Karema C, Karimi SM, Kasacian A, Kassa DH, Kassa GM, Kassa TD, Kassa ZY, Kassebaum NJ, Kastor A, Katikireddi SV, Kaul A, Kawakami N, Karyani AK, Kebede S, Keiyoro PN, Kemp GR, Kengne AP, Keren A, Kereselidze M, Khader YS, Khafaie MA, Khajavi A, Khalid N, Khalil IA, Khan EA, Khan MS, Hang YHK, Khanna T, Khater MM, Khatony A, Khazaeipour Z, Khazaie H, Khoja AT, Khosravi A, Khosravi MH, Kibret GD, Kidenemariam ZT, Kiirithio DN, Kilgore PE, Kim D, Kim JY, Kim YE, Kim YJ, Kimokoti RW, Kinfu Y, Kinra S, Kisa A, Kivimaki M, Kochhar S, Kokubo Y, Kolola T, Kopec JA, Kosek MN, Kosen S, Koul PA, Koyanagi A, Krishan K, Krishnaswami S, Krohn KJ, Defo BK, Bicer BK, Kumar GA, Kumar M, Kumar P, Kumsa FA, Kutz MJ, Lad SD, Lafranconi A, Lal DK, Lalloo R, Lam H, Lami FH, Lang JJ, Lansky S, Lansingh VC, Laryea DO, Lassi ZS, Latifi A, Laxmaiah A, Lazarus JV, Lee JB, Lee PH, Leigh J, Leshargie CT, Leta S, Levi M, Li SS, Li XH, Li YC, Liang J, Liang XF, Liben MI, Lim LL, Limenih MA, Linn S, Liu SW, Lorkowski S, Lotufo PA, Lozano R, Lunevicius R, Mabika CM, Macarayan ERK, Mackay MT, Madotto F, Mahmood TA, Mahotra NB, Majdan M, Majdzadeh R, Majeed A, Malekzadeh R, Malik MA, Mamun AA, Mariano WA, Manda AL, Mangalam S, Mansournia MA, Mantovani LG, Mapoma CC, Marami D, Maravilla JC, Marcenes W, Marina S, Martins-Melo FR, Martz W, Marzan MB, Mashamba-Thompson TP, Masiye F, Mason-Jones AJ, Massenburg BB, Mathur MR, Main PK, Mazidi M, McGrath JJ, Mehata S, Mehendale SM, Mehendiratta MM, Mehrotra R, Mehrzadi S, Mehta KM, Mehta V, Mekonnen TC, Meles HG, Meles KG, Melese A, Melku M, Memiah PTN, Memish ZA, Mendoza W, Mengesha MM, Mengistu DT, Mengistu G, Mensah GA, Mereta ST, Meretoja A, Meretoja TJ, Mestrovic T, Mezgebe HB, Miangotay Y, Miazgowski B, Miazgowski T, Miller TR, Miller-Petrie MK, Mini GK, Mirabi P, Mirica A, Mirrahimov EM, Misganaw AT, Moazen B, Mohammad KA, Mohammadi M, Mohammadi Fard N, Mohanmmd-Khanaposhtani M, Mohammed MA, Mohammed S, Mokdad AH, Mola GD, Molokhia M, Monasta L, Montanez JC, Moradi G, Moradi M, Moradi-Lakeh M, Moradinazar M, Moraga P, Morgado-Da-Costa J, Mori R, Morrison SD, Mosapour A, Moschos MM, Mousavi SM, Muche AA, Muchie KF, Mueller UO, Mukhopadhyay S, Murphy TB, Muller K, Murthy GVS, Musa J, Musa KI, Mustafa G, Muthupandian S, Nachega JB, Nagel G, Naghavi M, Naheed A, Nahnjou A, Naik G, Naik P, Najafi F, Naldi L, Nangia V, Nansseu JR, Naschnento BR, Nawaz H, Ncama BF, Neamati N, Negoi I, Negoi RI, Neupane S, Newton CRJ, Ngalesoni FN, Ngunjiri JW, Nguyen G, Nguyen LH, Nguyen TH, Ningrum DNA, Nirayo YL, Nisar MM, Nixon MR, Nomura S, Noroozi M, Noubiap JJ, Nouri HR, Shideh MN, Nowroozi MR, Nyandwi A, Nyasulu PS, Odell CM, Ofori-Asenso R, Ogah OS, Ogbo FA, Oh IH, Okoro A, Oladimeji O, Olagunju AT, Olagunju TO, Olivares PR, Olusanya BO, Olusanya JO, Ong SK, Ortiz A, Osgood-Zimmerman A, Ota E, Otieno BA, Oststavnov SS, Owolabi MO, Oyekale AS, Pakhale MPAS, Pakhare AP, Pana A, Panda BK, Panda-Jonas S, Pandey AR, Park EK, Parsian H, Patel S, Patil ST, Patle A, Patton GC, Paturi VR, Paudel D, Pedroso MM, Pehrah EK, Pereira DM, Perico N, Pseudovs K, Petri WA, Petzold M, Pierce M, Pigott DM, Pillay JD, Pirsaeheb M, Polanczyk GV, Postma MJ, Pourmalek F, Pourshams A, Poustchi H, Prakash S, Prasad N, Purcell CA, Purwar MB, Qorbani M, Quansah R, Radfar A, Rafay A, Rafiei A, Rahim F, Rahimi-Movaghar A, Rahimi-Movaghar V, Rahman M, Rahman MS, Rahman MHU, Rahman MA, Rahman SU, Rai RK, Rajati F, Rajisic S, Ram U, Ranabhat CL, Ranjan P, Rawaf DL, Rawaf S, Ray SE, Razo-García C, Reiner RC, Reis C, Remuzzi G, Renzaho AMN, Resnikoff S, Rezaei S, Rezaeian S, Rezaei MS, Riahi SM, Rios-Blancas MJ, Roba KT, Roberts NLS, Roever L, Ronfani L, Roshandel G, Rostami A, Rubagotti E, Ruhago GM, Sabde YD, Sachdev PS, Saddik B, Moghaddam SS, Safari H, Safari Y, Safari-Faramani R, Safdarian M, Safi S, Safari S, Sagan R, Sahebkar A, Sahraian MA, Sajadi HS, Salahshoor M, Salam N, Salama JS, Salamati P, Saldanha RDF, Sateen Z, Salimi Y, Salimzadeh H, Salomon JA, Santosh S, Salz I, Sanibala EZ, Samy AM, Sanabria J, Sanchez-Nino MD, Santos IS, Milicevic MMS, Jose BPS, Sardana M, Sarker AR, Sanniento-Suarez R, Saroshe S, Sarrafadegan N, Sartorius B, Sarvi S, Sathian B, Satpathy M, Sawant AR, Sawhney M,

Saxena S, Schaeffner E, Schelonka K, Schneider JJC, Schwebel DC, Schwendicke F, Seedat S, Sekerija M, Sepanlou SG, Servan-Mori E, Shabaninejad H, Shackelford KA, Shafieesabet A, Shaheen AA, Shaikh MA, Shakir RA, Shams-Beyranvand M, Shamsi M, Sharnsizadeh M, Sharafi H, Sharafi K, Sharif M, Sharif-Alhoseini M, Sharma J, Sharma R, She J, Sheikh A, Shi PL, Shibuya K, Shigematsu M, Shiri R, Shirkoohi R, Shiue I, Shokraneh F, Shukla SR, Si S, Siabani S, Sibai AM, Siddiqi TJ, Sigfusdottir ID, Sigurvinsdottir R, Silpakit N, Silva DAS, Silva JP, Silveira DGA, Singam NSV, Singh JA, Singh NP, Singh V, Sinha DN, Sliwa K, Soares AM, Sobaih BH, Sobhani S, Soofi M, Soriano JB, Soyiri IN, Sreeramareddy CT, Starodubov VI, Steiner C, Stewart LG, Stokes MA, Strong M, Subart ML, Sufiyani MB, Sulo G, Sunguya BF, Sur PJ, Sutradhar I, Sykes BL, Sylaja PN, Sylte DO, Szoekce CEI, Tabares-Seisdedos R, Tabb KM, Tadakamadla SK, Tandon N, Tassew AA, Tassew SG, Taveira N, Tawye NY, Tehrani-Banihashemi A, Tekalign TG, Tekle MG, Temsah MH, Terkawi AS, Teshale MY, Tessema B, Teweldemedhin M, Thakur JS, Thankappan KR, Thirunavukkarasu S, Thomas N, Thomson AJ, Tilahun B, To QG, Tonelli M, Topor-Madry R, Torre AE, Tortajada-Girbes M, Tovani-Palone MR, Toyoshima H, Tran BX, Tran KB, Tripathy SP, Truelsen TC, Truong NT, Tsadik AG, Tsegay A, Tsilimparis N, Car LT, Ukwaja KN, Ullah I, Usman MS, Uthman OA, Uzun SB, Vaduganathan M, Vaezi A, Vaidya G, Valdez PR, Varavikova E, Varughese S, Vasankari TJ, Vasconcelos AMN, Venketasubramanian N, Villafaina S, Violante FS, Vladimirov SK, Vlasov E, Vollset SE, Vos T, Vosoughi K, Vujcic IS, Wagnon FS, Waheed Y, Walson JL, Wang YP, Wang YP, Weiderpass E, Weintraub RG, Weldegewergs KG, Werdecker A, Westerman R, Whiteford H, Widecka J, Widecka K, Wijeratne T, Winkler AS, Wiysonge CS, Wolfe CDA, Wu SL, Wyper GMA, Xu G, Yamada T, Yano Y, Yaseri M, Yasin YJ, Ye PP, Yentur GK, Yeshaneh A, Yimer EM, Yip P, Yisma E, Yonemoto N, Yoon SJ, Yotebieng M, Younis MZ, Youseffard M, Yu C, Zadnik V, Zaidi Z, Bin Zaman S, Zamani M, Zare Z, Zeleke MM, Zenebe ZM, Zerfu TA, Zhang XY, Zhao XJ, Zhou MG, Zhu J, Zimsen SRM, Zodpey S, Zoeckler L, López AD, Lim SS. Population and fertility by age and sex for 195 countries and territories, 1950-2017: a systematic analysis for the Global Burden of Disease Study 2017. *Lancet*. 2018; 392(10159): 1995-2051. Article. IF: 59.102; D1

- Griswold MG, Fullman N, Hawley C, Arian N, Zimsen SRM, Tymeson HD, Venkateswaran V, Tapp AD, Forouzanfar MH, Salama JS, Abate KH, Abate D, Abay SM, Abbafati C, Abdulkader RS, Abebe Z, Aboyans V, Abrar MM, Acharya P, Adetokunboh OO, Adhikari TB, Adsur JC, Afarideh M, Agardh EE, Agarwal G, Aghayan SA, Agrawal S, Ahmed MB, Akibu M, Akinyemiju T, Akseer N, Al-Afsoor DH, Al-Aly Z, Alahdab F, Alam K, Albujeer A, Alene KA, Ali R, Ali SD, Alijanzadeh M, Aljunid SM, Alkerwi A, Allebeck P, Alvis-Guzman N, Amare AT, Amidine LN, Ammar W, Amoako YA, Amul GGH, Andrei CL, Angus C, Ansha MG, Antonio CAT, Aremu O, Arnlov J, Artaman A, Aryal KK, Assadi R, Ausloos M, Avila-Burgos L, Avokpaho EFGA, Awasthi A, Ayele HT, Ayer R, Ayuk TB, Azzopardi PS, Badali H, Badawi A, Banach M, Barker-Collo SL, Barrero LH, Basaleem H, Baye E, Bazargan-Hejazi S, Bedi N, Bejot Y, Belachew AB, Belay SA, Bennett DA, Bensenor IM, Bernabe E, Bernstein RS, Beyene AS, Beyranvand T, Bhaumik S, Bhutta ZA, Biadgo B, Bijani A, Billig N, Birkli SM, Birungi C, Bizuneh H, Bjerregaard P, Bjorge T, Borges G, Bosetti C, Boufous S, Bragazzi NL, Brenner H, Butt ZA, Cahuana-Hurtado L, Calabria B, Campos-Nonato IR, Rincon JCC, Carreras G, Carrero JJ, Carvalho F, Castaneda-Orjuela CA, Rivas JC, Catala-López F, Chang JC, Charlson FJ, Chattopadhyay A, Chaturvedi P, Chowdhury R, Christopher DJ, Chung SC, Ciobanu LG, Claro RM, Conti S, Cousin E, Criqui MH, Dachev BA, Dargan PI, Daryani A, Das Neves J, Davletov K, De Castro F, De Courten B, De Neve JW, Deegenhardt L, Demoz GT, Des Jarlais DC, Dey S, Dhaliwal RS, Dharmaratne SD, Dhimal M, Doku DT, Doyle KE, Dubey M, Dublinjan E, Duncan BB, Ebrahimi H, Edessa D, Zaki ME, Ermakov SP, Erskine HE, Esteghamati A, Faramarzi M, Farioli A, Faro A, Farvid MS, Farzadfar F, Feigin VL, Felisbino-Mendes MS, Fernandes E, Ferrari AJ, Ferri CP, Fijabi DO, Filip I, Finger JD, Fischer F,



3.4 Large System Pathologies Area

Introduction 1

Executive summary 2

Information Groups by Area 3

3.1 Neuroscience Area

3.2 Cardiovascular Area

3.3 Infectious Diseases and Immunity Area

3.4 Large System Pathologies Area

3.5 Cancer and Human Molecular Genetics Area

3.6 Surgery, Transplant and Health Technologies Area

Associated Clinicians 4

Scientific Report

2016
2017
2018

Flaxman AD, Franklin RC, Futran ND, Gallus S, Ganji M, Gankpe FG, Gebregergs GB, Gebrehiwot TT, Geleijnse JM, Ghadimi R, Ghandour LA, Ghimire M, Gill PS, Ginawi IA, Giref AZZ, Gona PN, Gopalani SV, Gotay CC, Goulart AC, Greaves F, Grosso G, Guo YM, Gupta R, Gupta R, Gupta V, Gutierrez RA, Gvs M, Hafezi-Nejad N, Hagos TB, Hailu GB, Hamadeh RR, Hamidi S, Hankey GJ, Harb HL, Harikrishnan S, Haro JM, Hassen HY, Havmoeller R, Hay SI, Heibati B, Henok A, Heredia-Pi I, Hernandez-Llanes NF, Herteliu C, Hibstu DTT, Hoogar P, Horita N, Hosgood HD, Hosseini M, Hostiuc M, Hu GQ, Huang H, Hussein A, Idrisov B, Ileanu BV, Ilesanmi OS, Irvani SSN, Islam SMS, Jackson MD, Jakovljevic M, Jayatileke AU, Jha RP, Jonas JB, Jozwiak JJ, Kabir Z, Kadel R, Kahsay A, Kapil U, Kasaieian A, Kassa TDD, Katikireddi SV, Kawakami N, Kebede S, Kefale AT, Keiyoro PN, Kengne AP, Khader Y, Khafaie MA, Khalil IA, Khan MN, Khang YH, Khater MM, Khubchandani J, Kim CI, Kim D, Kim YJ, Kimokoti RW, Kisa A, Kivimaki M, Kochhar S, Kosen S, Koul PA, Koyanagi A, Krishan K, Defo BK, Bicer BK, Kulkarni VS, Kumar P, Lafranconi A, Balaji AL, Laloo R, Lallukka T, Lam H, Lami FH, Lan Q, Lang JJ, Lansky S, Larsson AO, Latifi A, Leasher JL, Lee PH, Leigh J, Leinsalu M, Leung J, Levi M, Li YC, Lim LL, Linn S, Liu SW, Lobato-Cordero A, Lotufo PA, Macarayan ERK, Machado IE, Madotto F, Abd El Razek HM, Abd El Razek MM, Majdan M, Majdzadeh R, Majeed A, Malekzadeh R, Malta DC, Mapoma CC, Martinez-Raga J, Maulik PK, Mazidi M, Mckee M, Mehta V, Meier T, Mekonen T, Meles KG, Melese A, Memiah PTN, Mendoza W, Mengistu DT, Mensah GA, Meretoja TJ, Mezgebe HB, Miazgowski T, Miller TR, Mini GK, Mirica A, Mirrahimov EM, Moazen B, Mohammed KA, Mohammadifard N, Mohammed S, Monasta L, Moraga P, Morawska L, Jalu MT, Mousavi SM, Mukhopadhyay S, Musa KI, Naheed A, Naik G, Najafi F, Nangia V, Nansseu JR, Nayak MSDP, Nejjari C, Neupane S, Neupane SP, Ngunjiri JW, Nguyen CT, Nguyen LH, Nguyen TH, Ningrum DNA, Nirayo YL, Noubiap JJ, Ofori-Asenso R, Ogbo FA, Oh IH, Oladimeji O, Olagunju AT, Olivares PR, Olusanya BO, Olusanya JO, Oommen AM, Oren E, Orpana HM, Ortega-Altamirano DDV, Ortiz JR, Ota E, Owolabi MO, Oyekale AS, Mahesh PA, Pana A, Park EK, Parry CDH, Parsian H, Patle A, Patton GC, Paudel D, Petzold M, Phillips MR, Pillay JD, Postma MJ, Pourmalek F, Prabhakaran D, Qorbani M, Radfar A, Rafay A, Rafiei A, Rahim F, Rahimi-Movaghar A, Rahman M, Rahman MA, Rai RK, Rajic S, Raju SB, Ram U, Rana SM, Ranabhat CL, Rawaf DL, Rawaf S, Reiner RC, Reis C, Renzaho AMN, Rezai MS, Roever L, Ronfani L, Room R, Roshandel G, Rostami A, Roth GA, Roy A, Sabde YD, Saddik B, Safiri S, Sahebkar A, Saleem Z, Salomon JA, Salvi SS, Sanabria J, Sánchez-Niño MD, Santomauro DF, Santos IS, Milicevic MMMS, Sarker AR, Sarmiento-Suarez R, Sarrafzadegan N, Sartorius B, Satpathy M, Sawhney M, Saxena S, Saylan M, Schaub MP, Schmidt MI, Schneider J, Schottker B, Schutte AE, Schweddicke F, Sepanlou SG, Shaikh MAA, Sharif M, She J, Sheikh A, Shen J, Shiferaw MS, Shigematsu M, Shiri R, Shishani K, Shiue I, Shukla SR, Sigfusdottir ID, Silva DAS, Da Silva NT, Silveira DGA, Sinha DNN, Sitas F, Soares AM, Soofi M, Sorensen RJD, Soriano JB, Sreeramareddy CT, Steckling N, Stein DJ, Sufiyani MB, Sur PJ, Sykes BL, Tabares-Seisdedos R, Tabuchi T, Tavakkoli M, Tehrani-Banihashemi A, Tekle MG, Thapa S, Thomas N, Topor-Madry R, Topouzis F, Tran BX, Troeger CE, Truelsen TC, Tsilimiparis N, Tyrovolas S, Ukwaja KN, Ullah I, Uthman OA, Valdez PR, Van Boven JFM, Vasankari TJ, Venketasubramanian N, Violante FS, Vladimirov SK, Vlassov V, Vollset SE, Vos T, Wagnew FWS, Waheed Y, Wang YP, Weiderpass E, Weldegebreel F, Weldegewergs KG, Werdecker A, Westerman R, Whiteford HA, Widecka J, Wijeratne T, Wyper GMA, Xu GL, Yamada T, Yano Y, Ye PP, Yimer EM, Yip P, Yirsaw BD, Yisma E, Yonemoto N, Yoon SJ, Yotebieng M, Younis MZ, Zachariah G, Zaidi Z, Zamani M, Zhang XY, Zodpey S, Mokdad AH, Naghavi M, Murray CJL, Gakidou E. Alcohol use and burden for 195 countries and territories, 1990-2016: a systematic analysis for the Global Burden of Disease Study 2016. *Lancet*. 2018; 392(10152): 1015-35. Article. IF: 59.102; DI

- Fullman N, Yearwood J, Abay SM, Abbafati C, Abd-Allah F, Abdela J, Abdelalim A, Abebe Z, Abebo TA, Aboyans V, Abraha HN, Abreu DMX, Abu-Raddad LJ, Adane AA, Adedoyin RA, Adetokunboh O,

Adhikari TB, Afarideh M, Afshin A, Agarwal G, Agius D, Agrawal A, Agrawal S, Kialaliri AA, Aichour MTE, Akibu M, Akinyemi RO, Akinyemiju TF, Akseer N, Al Lami FH, Alahdab F, Al-Aly Z, Alam K, Alam T, Alasfoor D, Albittar MI, Alene KA, Al-Eyadhy A, Ali SD, Alijanzadeh M, Aljunid SM, Alkerwi A, Alla F, Allebeck P, Allen C, Alomari MA, Al-Raddadi R, Alsharif U, Altirkawi KA, Alvis-Guzman N, Amare AT, Amenu K, Ammar W, Amoako YA, Anber N, Andrei CL, Androudi S, Antonio CAT, Araujo VEM, Aremu O, Arnlov J, Artaman A, Aryal KK, Asayesh H, Asfaw ET, Asgedom SW, Asghar RJ, Ashebir MM, Asseffa NA, Atey TM, Atre SR, Atteraya MS, Avila-Burgos L, Avokpaho EFGA, Awasthi A, Quintanilla BPA, Ayalew AA, Ayele HT, Ayer R, Ayuk TB, Azzopardi P, Azzopardi-Muscat N, Babalola TK, Badali H, Badawi A, Banach M, Banerjee A, Banstola A, Barber RM, Barboza MA, Barker-Collo SL, Barnighausen T, Barquera S, Barrero LH, Bassat Q, Basu S, Baune BT, Bazargan-Hejazi S, Bedi N, Beghi E, Behzadifar M, Behzadifar M, Bekele BB, Belachew AB, Belay SA, Belay YA, Bell ML, Bello AK, Bennett DA, Bennett JR, Bensenor IM, Berhe DF, Bernabe E, Bernstein RS, Beuran M, Bhalla A, Bhatt P, Bhaumik S, Bhutta ZA, Biadgo B, Bijani A, Bikbov B, Birungi C, Biryukov S, Bizuneh H, Bolliger IV, Bolt K, Bou-Orm IR, Bozorgmehr K, Brady OJ, Brazinova A, Breitborde NJK, Brenner H, Britton G, Brughu TS, Butt ZA, Cahualo-Hurtado L, Campos-Nonato IR, Campuzano JC, Car J, Car M, Cardenas R, Carrero JJ, Carvalho F, Castaneda-Orjuela CA, Rivas JC, Catala-López F, Cerci K, Chalek J, Chang HY, Chang JC, Chattopadhyay A, Chaturvedi P, Chiang PPC, Chisumpa VH, Choi JYJ, Christensen H, Christopher DJ, Chung SC, Ciobanu LG, Cirillo M, Colombara D, Conti S, Cooper C, Cornaby L, Cortesi PA, Cortinovis M, Pereira AC, Cousin E, Criqui MH, Cromwell EA, Crowe CS, Crump JA, Daba AK, Dachev BA, Dadi AF, Dandona L, Dandona R, Dargan PI, Daryani A, Daryani M, Das J, Das SK, das Neves J, Weaver ND, Davletov K, de Courten B, De Leo D, De Neve JW, Dellavalle RP, Demoz G, Deribe K, Des Jarlais DC, Dey S, Dharmaratne SD, Dhimal M, Djalalinia S, Doku DT, Dolan K, Dorsey ER, dos Santos KPB, Doyle KE, Driscoll TR, Dubey M, Dubljanin E, Duncan BB, Echko M, Edessa D, Edvardsson D, Ehrlich JR, Eldrenkamp E, El-Khatib Z, Endres M, Endries AY, Eshtrati B, Eskandarieh S, Esteghamati A, Fakhar M, Farag T, Faramarzi M, Faraon EJA, Faro A, Farzadfar F, Fatusi A, Fazeli MS, Feigin VL, Feigl AB, Fentahun N, Fereshtehnejad SM, Fernandes E, Fernandes JC, Fijabi DO, Filip I, Fischer F, Fitzmaurice C, Flaxman AD, Flor LS, Foigt N, Foreman KJ, Frostad JJ, Furst T, Futran ND, Gakidou E, Gallus S, Gambashidze K, Gamkrelidze A, Ganji M, Gebre AK, Gebrehiwot TT, Gebremedhin AT, Gelaw YA, Geleijnse JM, Geremew D, Gething PW, Ghadimi R, Falavarjani KG, Ghasemi-Kasman M, Gill PS, Giref AZ, Giroud M, Gishu MD, Giussani G, Godwin WW, Goli S, Gomez-Dantes H, Gona PN, Goodridge A, Gopalani SV, Goryakin Y, Goulart AC, Grada A, Griswold M, Grosso G, Gughani HC, Guo YM, Gupta R, Gupta R, Gupta T, Gupta V, Haagsma JA, Hachinski V, Hafezi-Nejad N, Hailu GB, Hamadeh RR, Hamidi S, Hankey GJ, Harb HL, Harewood HC, Harikrishnan S, Haro JM, Hassen HY, Havmoeller R, Hawley C, Hay SI, He JW, Hearps SJ, Hegazy MI, Heibati B, Heidari M, Hendrie D, Henry NJ, Ballesteros VHH, Herteliu C, Hibstu DT, Hiluf MK, Hoek HW, Rad EH, Horita N, Hosgood HD, Hosseini M, Hosseini SR, Hostiuc M, Hostiuc S, Hoy DG, Hsairi M, Htet AS, Hu GQ, Huang JJ, Iburg KM, Idris F, Igumbor EU, Ikeda C, Ileanu BV, Ilesanmi OS, Innos K, Irvani SSN, Irvine CMS, Islami F, Jacobs TA, Jacobsen KH, Jahanmeh N, Jain R, Jain SK, Jakovljevic MM, Jalu MT, Jamal AA, Javanbakht M, Jayatileke AU, Jeemon P, Jha RP, Jha V, Jozwiak J, John O, Johnson SC, Jonas JB, Joshua V, Jurisson M, Kabir Z, Kadel R, Kahsay A, Kalani R, Kar C, Karanikolos M, Karch A, Karema CK, Karimi SM, Kasaieian A, Kassa DH, Kassa GM, Kassa TD, Kassebaum NJ, Katikireddi SV, Kaul A, Kawakami N, Kazanjan K, Kebede S, Keiyoro PN, Kemp GR, Kengne AP, Kereseidze M, Ketema EB, Khader YS, Khafaie MA, Khajavi A, Khalil IA, Khan EA, Khan G, Khan MN, Khan MA, Khanal MN, Khang YH, Khater MM, Khoja ATA, Khosravi A, Khubchandani J, Kibret GD, Kiirithio DN, Kim D, Kim YJ, Kimokoti RW, Kinfa Y, Kinra S, Kisa A, Kissoon N, Kochhar S, Kokubo Y, Kopec JA, Kosen S, Koul PA, Koyanagi A, Kravchenko M, Krishan K, Krohn



3.4 Large System Pathologies Area

Introduction 1

Executive summary 2

Information Groups by Area 3

3.1 Neuroscience Area

3.2 Cardiovascular Area

3.3 Infectious Diseases and Immunity Area

3.4 Large System Pathologies Area

3.5 Cancer and Human Molecular Genetics Area

3.6 Surgery, Transplant and Health Technologies Area

Associated Clinicians 4

Scientific Report

2016
2017
2018

KJ, Defo BK, Kumar GA, Kumar P, Kutz M, Kuzin I, Kyu HH, Lad DP, Lafronconi A, Lal DK, Lalloo R, Lam H, Lan Q, Lang JJ, Lansingh V, Lansky S, Larsson A, Latifi A, Lazarus JV, Leasher JL, Lee PH, Legesse Y, Leigh J, Leshargie CT, Leta S, Leung J, Leung R, Levi M, Li YM, Liang J, Liben ML, Lim LL, Lim SS, Lind M, Linn S, Listl S, Liu PY, Liu SW, Lodha R, López AD, Lorch SA, Lorkowski S, Lotufo PA, Lucas TCD, Lunevicius R, Lurton G, Lyons RA, Maalouf F, Macarayan ERK, Mackay MT, Maddison ER, Maddotto F, Abd El Razek HM, Abd El Razek MM, Majdan M, Majdzadeh R, Majeed A, Malekzadeh R, Malhotra R, Malta DC, Mamun AA, Manguerra H, Manhertz T, Mansournia MA, Mantovani LG, Manyazewal T, Mapoma CC, Margono C, Martínez-Raga J, Martins SCO, Martins-Melo FR, Martopullo I, Marz W, Massenbun BB, Mathur MR, Maulik PK, Mazidi M, McAlinden C, McGrath JJ, McKee M, Mehata S, Mehrotra R, Mehta KM, Mehta V, Meier T, Mejia-Rodriguez F, Meles KG, Melku M, Memiah P, Memish ZA, Mendoza W, Mengiste DA, Mengistu DT, Menota BG, Mensah GA, Meretoja A, Meretoja TJ, Mezgebe HB, Miazgowski T, Micha R, Milam R, Millea A, Miller TR, Mini GK, Minnig S, Mirica A, Mirzakhimov EM, Misganaw A, Mitchell PB, Mlshu FW, Moazen B, Mohammad KA, Mohammadibakhsh R, Mohammed E, Mohammed MA, Mohammed S, Mokdad AH, Mola GLD, Mollokha M, Momeni F, Monasta L, Hernandez JCM, Moosazadeh M, Moradi-Lakeh M, Moraga P, Morawska L, Velasquez IM, Mori R, Morrison SD, Moses M, Mousavi SM, Mueller UO, Murhekar M, Murthy GVS, Murthy S, Musa J, Musa KI, Mustafa G, Muthupandian S, Nagata C, Nagel G, Naghavi M, Naheed A, Naik GA, Naik N, Najafi F, Naldi L, Nangia V, Nansseu JRN, Narayan KMV, Nascimben BR, Negoi I, Negoi RI, Newton CM, Ngunjiri JW, Nguyen G, Nguyen L, Nguyen TH, Nichols E, Ningrum DNA, Nolte E, Nong VM, Norheim OF, Norrving B, Noubiap JJJ, Nyandwi A, Obermeyer CM, Ofori-Asenso R, Ogbo FA, Oh IH, Oladimeji O, Olagunju AT, Olagunju TO, Olivares PR, de Oliveira PPV, Olsen HE, Olusanya BO, Olusanya JO, Ong K, Opio JN, Oren E, Ortega-Altamirano DV, Ortiz A, Ozdemir R, Mahesh PA, Pain AV, Palone MRT, Pana A, Panda-Jonas S, Pandian JD, Park EK, Parsian H, Patel T, Pati S, Patil ST, Patle A, Patton GC, Paturi VR, Paudel D, Pedroso MD, Pedroza SP, Pereira DM, Perico N, Peterson H, Petzold M, Peykari N, Phillips MR, Piel FB, Pigott DM, Pillay JD, Piradov MA, Polinder S, Pond CD, Postma MJ, Pourmalek F, Prakash S, Prakash V, Prasad N, Prasad NM, Purcell C, Qorbani M, Quintana HK, Radfar A, Rafay A, Rafiei A, Rahimi K, Rahimi-Movaghar A, Rahimi-Movaghar V, Rahman M, Rahman MA, Rahman SU, Rai RK, Raju B, Ram U, Rana SM, Rankin Z, Rasella D, Rawaf DL, Rawaf S, Ray SE, Razo-García CA, Reddy P, Reiner RC, Reis C, Reitsma MB, Remuzzi G, Renzaho AMN, Resnikoff S, Rezaei S, Rezaei MS, Ribeiro AL, Blancas MJR, Rivera JA, Roever L, Ronfani L, Roshandel G, Rostami A, Roth GA, Rothenbacher D, Roy A, Roy N, Ruhago GM, Sabde YD, Sachdev PS, Sadat N, Safdarian M, Safiri S, Sagar R, Sahebkar A, Sahraian MA, Sajadi HS, Salama J, Salamati P, Saldanha RD, Salimzadeh H, Salomon JA, Samy AM, Sanabria JR, Sancheti PK, Sanchez-Nino MD, Santomauro D, Santos IS, Milicevic MMS, Sarker AR, Sarrafzadegan N, Sartorius B, Satpathy M, Savic M, Sawhney M, Saxena S, Saylan MI, Schaeffner E, Schmidhuber J, Schmidt MI, Schneider IJC, Schumacher AE, Schutte AE, Schwebel DC, Schwendicke F, Sekerija M, Sepanlou SG, Servan-Mori EE, Shafieesabet A, Shaikh MA, Shakh-Nazarova M, Shams-Beyranvand M, Sharafi H, Sharif-Elhoseini M, Islam SMS, Sharma M, Sharma R, She J, Sheikh A, Shfare MT, Shi PL, Shields C, Shigematsu M, Shinohara Y, Shirri R, Shirkoobi R, Shiue I, Shrimme MG, Shukla SR, Siabani S, Sigfusdotir ID, Silberberg DH, Silva DAS, Silva JP, Silveira DGA, Singh JA, Singh L, Singh NP, Singh V, Sinha DN, Sinke AH, Sisay M, Skirbekk V, Sliwa K, Smith A, Soares AM, Sobaih BHA, Somai M, Sonjei S, Soofi M, Sorensen RJD, Soriano JB, Soyiri IN, Sposato LA, Sreeramareddy CT, Srinivasan V, Stanaway JD, Stathopoulou V, Steel N, Stein DJ, Stokes MA, Sturua L, Sufiyan MB, Suliankatchi RA, Sunguya BF, Sur PJ, Sykes BL, Sylaja PN, Szeoke CEI, Tabares-Seisdedos R, Tadakamadla SK, Tadesse AH, Taffere GR, Tandon N, Tariku AT, Taveira N, Tehrani-Banihashemi A, Shifa GT, Tamsah MH, Terkawi AS, Tesema AG, Tesfaye DJ, Tessema B, Thakur JS, Thomas N, Thompson MJ, Tillmann T, To QG, Tobe-Gai R, Tonelli M,

Topor-Madry R, Topouzis F, Torre A, Tortajada M, Tran BX, Tran KB, Tripathi A, Tripathy SP, Troeger C, Truelsen T, Tsoi D, Car LT, Tuem KB, Tyrovolas S, Uchendu US, Ukwaja KN, Ullah I, Updike R, Uthman OA, Uzochukwu BSC, Valdez PR, van Boven JFM, Varughese S, Vasankari T, Venketasubramanian N, Violante FS, Vladimirov SK, Vlassov VV, Vollset SE, Vos T, Wagnew F, Waheed Y, Wallin MT, Walson JL, Wang YF, Wang YP, Wassie MM, Weaver MR, Weiderpass E, Weintraub RG, Weiss J, Weldegewergs KG, Werdecker A, West TE, Westerman R, White RG, Whiteford HA, Widecka J, Winkler AS, Wiy-songe CS, Wolfe CDA, Wondimkun YA, Workicho A, Wyper GMA, Xavier D, Xu GL, Yan LJJ, Yano Y, Yaseri M, Yimer NB, Yin P, Yip P, Yirsaw BD, Yonemoto N, Yonga G, Yoon SJ, Yotebieng M, Younis MZ, Yu CH, Zadnik V, Zaidi Z, Zaki ME, Bin Zaman S, Zamani M, Zenebe ZM, Zhou MG, Zhu J, Zimsen SRM, Zipkin B, Zodpey S, Zuhlke LJ, Murray CJL, Lozano R. Measuring performance on the Health-care Access and Quality Index for 195 countries and territories and selected subnational locations: a systematic analysis from the Global Burden of Disease Study 2016. *Lancet*. 2018; 391(10136): 2236-71. Article. IF: 59.102; D1

- Sánchez-Niño MD, Ortiz A. Unravelling drug-induced hypertension: molecular mechanisms of aldosterone-independent mineralocorticoid receptor activation by posaconazole. *Clin Kidney J*. 2018; 11(5): 688-90. Editorial Material. IF: 2.975; Q1
- Jerónimo T, Guedes AM, del Peso G, Silva AP, Selgas R, Bajo MA, Neves PL. Paricalcitol and peritoneal protein loss in peritoneal dialysis: A double-center study. *Blood Purificat*. 2018; 46(2): 103-10. Article. IF: 2.363; Q2
- Cherukuri S, Bajo M, Colussi G, Corciulo R, Fessi H, Ficheux M, Slon M, Weinhandl E, Borman N. Home hemodialysis treatment and outcomes: retrospective analysis of the Knowledge to Improve Home Dialysis Network in Europe (KIHDNEY) cohort. *BMC Nephrol*. 2018; 19: 262. Article. IF: 2.088; Q3
- Martín-Sánchez D, Fontecha-Barrioso M, Sánchez-Niño MD, Ramos AM, Cabello R, González-Enguita C, Linkermann A, Sanz AB, Ortiz A. Cell death-based approaches in treatment of the urinary tract-associated diseases: a fight for survival in the killing fields. *Cell Death Dis*. 2018; 9: 118. Review. IF: 5.959; Q1
- Jiménez-Heffernan JA, Muñoz-Hernández P, Velasco AC, Fraih AF, Cuesta J, González-Peramato P, Olivier-García C, Vicandi B. Fine needle aspiration cytology of the normal kidney: A cyto-histological and immunocytochemical correlation study. *Diagn Cytopathol*. 2018; 46(6): 482-8. Article. IF: 1.402; Q2
- Márquez-Expósito L, Lavoiz C, Rodrigues-Díez RR, Rayego-Mateos S, Orejudo M, Cantero-Navarro E, Ortiz A, Egido J, Selgas R, Mezzano S, Ruiz-Ortega M. Gremlin regulates tubular epithelial to mesenchymal transition via VEGFR2: Potential role in renal fibrosis. *Front Pharmacol*. 2018; 9: 1195. Article. IF: 3.845; Q1
- Mokdad AH, Moradi-Lakeh M, El Bcheraoui C, Khalil I, Charara R, Afshin A, Wang HD, Collison M, Krohn KJ, Chew A, Daoud F, Blosner CD, Cornaby L, Foreman KJ, Kassebaum NJ, Kemmer L, Kutz M, Liu P, Zipkin B, Arnlov J, Abate KH, Ahmadi A, Ahmadi H, Ahmed MB, Al-Aly Z, Alam K, Alasfoor D, Ali R, Alizadeh-Navaei R, Alkaabi JM, Alkerwi A, Al-Raddadi R, Altirkawi KA, Alvis-Guzman N, Amini E, Anber N, Anwari P, Asgedom SW, Atey TM, Avila-Burgos L, Awasthi A, Azzopardi P, Barnighausen T, Bacha U, Barac A, Bazargan-Hejazi S, Drew CR, Geffen D, Bedi N, Berhe DF, Beyene AS, Bhutta ZA, Bikbov B, Birhanu MM, Butt ZA, Cahuana-Hurtado L, Carpenter DO, Carrero JJ, Choi JYJ, Danawi H, Dharmaratne SD, Ding EL, Djalalinia S, Doyle KE, Ebrahimi H, Endries AY, Esteghamati A, Farvid MS, Fereshtehnejad SM, Feyissa TR, Fischer F, Gebrehiwot TT, Gona PN, Gopalani SV, Gyawali B, Hafezi-Nejad N, Hamadeh RR, Hamidi S, Horino M, Hsairi M, Jakovljevic MB, Jiménez-Corona A, John D, Jonas JB, Kasaeian A, Kengne AP, Ketema EB, Khader YS, Khan EA, Kim D, Kim YJ, Kinfu Y, Kissimova-Skarbek KA, Koyanagi A, Larson HJ, Larsson A, Li YM, Lotufo PA, Lunevicius



3.4 Large System Pathologies Area



Introduction 1

Executive summary 2

Information Groups by Area 3

3.1 Neuroscience Area

3.2 Cardiovascular Area

3.3 Infectious Diseases and Immunity Area

3.4 Large System Pathologies Area

3.5 Cancer and Human Molecular Genetics Area

3.6 Surgery, Transplant and Health Technologies Area

Associated Clinicians 4

Scientific Report

2016
2017
2018

R, Majeed A, Malekzadeh R, Malta DC, Mazidi M, Memish ZA, Mendoza W, Mengistie MA, Mensah GA, Mezgebe HB, Miller TR, Mohammed MSK, Mohammed S, Mueller UO, Nagel G, Nguyen CT, Nguyen QL, Nong VM, Noubiap JJN, Ogbo FA, Ortiz A, Ota E, Patel T, Pearson-Stuttard J, Perico N, Petzold M, Pishgar F, Pourmalek F, Qorbani M, Rahimi-Movaghar V, Rai RK, Rana SM, Rawaf DL, Rawaf S, Remuzzi G, Renzaho AMNN, Rezaei S, Roshandel G, Bacher DR, Safdarian M, Safi S, Safiri S, Sahraian MA, Salamati P, Samy AM, Sanabria JR, Sánchez-Niño MD, Milicevic MMS, Sartorius B, Sepanlou SG, Shaikh MA, Silva DAS, Silveira DGA, Sobaih BHA, Abdulkader RS, Tabares-Seisdedos R, Tehrani-Banihashemi A, Temsah MH, Topor-Madry R, Tran BX, Ukwaja KN, Uthman OA, van Boven JFM, Wakayo T, Werdecker A, Workicho A, Yaghoubi M, Yano Y, Yaseri M, Yonemoto N, Younis MZ, Zhang AL, Jumaan AO, Vos T, Naghavi M, Hay SI, Murray CJL. Diabetes mellitus and chronic kidney disease in the Eastern Mediterranean Region: findings from the Global Burden of Disease 2015 study. *Int J Public Health*. 2018; 63: 177-86. Article. IF: 2.373; Q2

- Rubio-Navarro A, Sánchez-Niño MD, Guerrero-Hue M, García-Caballero C, Gutiérrez E, Yuste C, Sevillano A, Praga M, Egea J, Román E, Cannata P, Ortega R, Cortegano I, de Andrés B, Gaspar ML, Cadenas S, Ortiz A, Egido J, Moreno JA. Podocytes are new cellular targets of haemoglobin-mediated renal damage. *J Pathol*. 2018; 244(3): 296-310. Article. IF: 5.942; Q1
- González-Mateo GT, Pascual-Antón L, Sandoval P, Peralta AA, López-Cabrera M. Surgical techniques for catheter placement and 5/6 nephrectomy in murine models of peritoneal dialysis. *J Vis Exp*. 2018; (137): e56746. Article. IF: 1.108; Q3
- Fontecha-Barriuso M, Martín-Sánchez D, Ruiz-Andrés O, Poveda J, Sánchez-Niño MD, Valino-Rivas L, Ruiz-Ortega M, Ortiz A, Sanz AB. Targeting epigenetic DNA and histone modifications to treat kidney disease. *Nephrol Dial Transpl*. 2018; 33(11): 1875-86. Review. IF: 4.198; Q1
- Fernández-Fernández B, Izquierdo MC, Valino-Rivas L, Nastou D, Sanz AB, Ortiz A, Sánchez-Niño MD. Albumin downregulates Klotho in tubular cells. *Nephrol Dial Transpl*. 2018; 33(10): 1712-22. Article. IF: 4.198; Q1
- Ortiz A, Sánchez-Niño MD. Enzyme replacement therapy dose and Fabry nephropathy. *Nephrol Dial Transpl*. 2018; 33(8): 1284-9. Editorial Material. IF: 4.198; Q1
- Castillo-Rodríguez E, Fernández-Prado R, Esteras R, Pérez-Gómez MV, Gracia-Iguacel C, Fernández-Fernández B, Kanbay M, Tejedor A, Lázaro A, Ruiz-Ortega M, González-Parra E, Sanz AB, Ortiz A, Sánchez-Niño MD. Impact of altered intestinal microbiota on chronic kidney disease progression. *Toxins*. 2018; 10(7): 300. Review. IF: 3.895; Q1
- Tyrovolas S, Kassebaum NJ, Stergachis A, Abraha HN, Alla F, Androudi S, Car M, Chrepa V, Furst T, Fullman N, Haro JM, Hay SI, Jakovljevic MB, Jonas JB, Khalil IA, Kopec JA, Manguerra H, Martopullo I, Mokdad A, Monasta L, Nichols E, Olsen HE, Rawaf S, Reiner R, Renzaho AMN, Ronfani L, Sánchez-Niño MD, Sartorius B, Sawhney M, Silveira DGA, Stathopoulou V, Vollset ES, Stroumpoulis K, Topor-Madry R, Topouzis F, Tortajada-Girbes M, Tsilimbaris M, Tsilimparis N, Valsamidis D, van Boven JFM, Violante FS, Werdecker A, Westerman R, Whiteford HA, Wolfe CDA, Younis MZ, Kotsakis GA. The burden of disease in Greece, health loss, risk factors, and health financing, 2000-16: an analysis of the Global Burden of Disease Study 2016. *Lancet Public Health*. 2018; 3(8): E395-E406. Article. IF: 11.6; D1

Public projects

Selgas Gutiérrez R. Vasculopatía hialinizante en diálisis peritoneal. Relación con la transición endotelio-mesenquimal y la disfunción del endotelio y del músculo liso vascular (PI15/00120). ISCIII. 2016-2018.

Management centre: FIBHULP

Selgas Gutiérrez R. Red de Investigación Renal (REDINREN) (RD16/0009/0008). ISCIII. 2017-2021.

Management centre: FIBHULP

Private projects

Jiménez Martín C. Desarrollo y aplicación de un programa grupal de atención psicológica basada en las preferencias y valores con el objetivo de mejora de resultados en salud en el paciente con trasplante renal. Astellas Pharma S.A. 2018-Ongoing.

Management centre: FIBHULP

Jiménez Martín C. Grupos emergentes. Wyeth Farma S.A. 2009-Ongoing.

Management centre: FIBHULP

Selgas Gutiérrez R. Actualización y renovación de la actividad investigadora en nefrología clínica hospitalaria. Hospital Universitario La Paz. 2009-Ongoing.

Management centre: FIBHULP

Selgas Gutiérrez R. Atención domiciliaria continuada para pacientes en diálisis domiciliaria y Biología celular del macrófago peritoneal y su relación con la fibrosis peritoneal. Baxter S.L. 2009-Ongoing.

Management centre: FIBHULP

Selgas Gutiérrez R. Cardiovascular disease and peritoneal membrane damage in peritoneal dialysis as concurrent consequences of a common mechanism dependent on the glucose effect in peritoneal adipocytes. *Extramural*. Baxter S.L. 2008-Ongoing.

Management centre: FIBHULP

Selgas Gutiérrez R. Creación de un centro de referencia para el estudio de los mecanismos implicados en las reacciones de hipersensibilidad a las membranas de hemodialisis basadas en polysulfona. Chiesi España S.A. 2017-Ongoing.

Management centre: FIBHULP

Selgas Gutiérrez R. Determinación de la nefrotoxicidad inducida por la ecografía con burbujas en un modelo animal como fase previa para su aplicación en trasplante renal. Novartis Farmaceutica S.A. 2008-Ongoing.

Management centre: FIBHULP

Selgas Gutiérrez R. Evaluación e intervención en el bienestar emocional del personal y pacientes nefrológicos. Wyeth Farma S.A. 2007-Ongoing.

Management centre: FIBHULP

Selgas Gutiérrez R. Historia natural de la microcirculación del injerto renal mediante ecografía resaltada por contraste. Análisis en el paciente trasplantado, tratado con/ sin anti-calcineurínicos. Genzyme SLU. 2009-Ongoing.

Management centre: FIBHULP



3.4 Large System Pathologies Area



Introduction

1

Executive summary

2

Information Groups by Area

3

3.1 Neuroscience Area

3.2 Cardiovascular Area

3.3 Infectious Diseases and Immunity Area

3.4 Large System Pathologies Area

3.5 Cancer and Human Molecular Genetics Area

3.6 Surgery, Transplant and Health Technologies Area

Associated Clinicians

4

Scientific Report

2016
2017
2018

Selgas Gutiérrez R. I campus científico síndrome hemolítico urémico atípico (SHUA) en nefrología. Alexion Pharma Spain S.L. 2017-Ongoing.

Management centre: FIBHULP

Selgas Gutiérrez R. La donación de vivo en el trasplante renal: representaciones y prácticas sociales en la toma de decisión. Un estudio socio-antropológico. Stakeholders. 2013-Ongoing.

Management centre: FIBHULP

Selgas Gutiérrez R. Las células mesoteliales del efluente crecidas ex vivo reflejan las alteraciones peritoneales encontradas en la biopsia peritoneal. Oportunidades adicionales para biomarcadores en el efluente. Fundación SENEPRO. 2016-Ongoing.

Management centre: FIBHULP

Selgas Gutiérrez R. Monitorización del rechazo humoral del receptor de trasplante renal. Novartis Farmaceutica S.A. 2015-Ongoing.

Management centre: FIBHULP

Selgas Gutiérrez R. Quinto curso de formación científica de educadores en enfermedad renal crónica avanzada (ERCA). Vifor Fresenius Medical Care Renal Pharma España S.L. 2017-Ongoing.

Management centre: FIBHULP

International projects

Selgas Gutiérrez R. Clinical validation of miniature wearable dialysis machine (WEAKID). UE. 2017-2019.

Management centre: FIBHULP

Clinical trials

Peces Serrano R. Estudio posautorización de seguridad multicéntrico y no intervencionista de 6 años de duración realizado en pacientes a los que se ha recetado Jinarc® debido a poliquistosis renal autosómica dominante. Type: EPA-LA.

HULP code: PI-2881. Sponsored's protocol code: 156-12-299.

Sponsored by: Otsuka Pharmaceutical Development & Commercialization Inc.

Signed date: 09/02/2018

Jiménez Martín C. Evaluación de la consistencia clínica y la solidez analítica de Immunobiogram® como herramienta biotecnológica de diagnóstico in vitro para ayudar a la toma de decisiones en el ajuste del tratamiento inmunodepresor del trasplante renal. Estudio Transbio. Type: NO-EPA.

HULP code: PI-3105. Sponsored's protocol code: BHP-IBG-2017-01.

Sponsored by: Biohope Scientific Solutions For Human Health S.L.

Signed date: 13/02/2018

Jiménez Martín C. Impacto de los niveles de Tacrólimus en la prevención del rechazo en pacientes de edad avanzada receptores de trasplante renal de novo: estudio observacional prospectivo en las condiciones de la práctica clínica habitual. Estudio Bitácora. Type: EPA-SP.

HULP code: PI-3314. Sponsored's protocol code: CHI-TAC-2018-01.

Sponsored by: Chiesi Farmaceutici S.P.A. Signed date: 01/10/2018

López Oliva MO. Suspensión de la profilaxis con Valganciclovir en trasplantados renales CMV-seropositivo que mantienen la inmunidad celular CD8+ CMV-específica tras recibir Timoglobulina. Type: Clinical Trial, phase III.

HULP code: ANEXO-I 4892. Sponsored's protocol code: FCO-TIM-2015-01.

Sponsored by: Fundación para la Investigación Biomédica de Córdoba (Fibico-Imbic).

Signed date: 22/10/2018

Patents and trademarks

Selgas Gutiérrez R, Bellón Heredia T, Rodríguez Sanz AI, Álvarez Builla J, Vaquero López JJ, Sánchez Alonso P, Alajarín Fernández R, inventors; FIBHULP, Universidad de Alcalá, assignees. Use of compounds derived from salts of pyridazine[1',6':1,2]pyrido[3,4-b]indolinium as anti-inflammatory agents. P201331143, PCT/ES2014/070603; 2013 July 25.

Selgas Gutiérrez R, Bellón Heredia T, Rodríguez Sanz AI, Álvarez Builla J, Vaquero López JJ, Sánchez Alonso P, Alajarín Fernández R, inventors; FIBHULP, Universidad de Alcalá, assignees. Use of compounds derived from salts of pyridazine[3,2-b]benzimidazolium as anti-inflammatory agents. P201430411, PCT/ES2014/070603; 2013 July 25.

Aguilera Peralta AI, López-Cabrera M, Selgas Gutiérrez R, Steppan S, Passlick-deetjen J, inventors; Fresenius Medical Care Deutschland GmbH, assignee. Pharmaceutical compositions containing steviosides. PCT/EP2015/074955, EP3212199, US2017304335, CNI07073022; 2014 October 31.

López-Cabrera M, Aguilera Peralta AI, Selgas Gutiérrez R, Passlick-deetjen J, Buechel J, Steppan S, inventors; Fresenius Medical Care AG & Co. KGaA, assignee. Method and kit for diagnosing epithelial to mesenchymal transition of the peritoneum (EMT-Chip). WO2017042253, DE102015115158; 2015 September 09.

Sánchez Niño MD, Ortiz Arduán A; FIBHULP, Instituto de Investigación Sanitaria Fundación Jiménez Díaz. Pharmaceutical composition and its use in the manufacture of a medicament for treating chronic kidney disease and method for selecting compounds. P201430081, PCT/ES2015/070039; 2014 January 27.



3.4 Large System Pathologies Area



Introduction 1

Executive summary 2

Information Groups by Area 3

3.1 Neuroscience Area

3.2 Cardiovascular Area

3.3 Infectious Diseases and Immunity Area

3.4 Large System Pathologies Area

3.5 Cancer and Human Molecular Genetics Area

3.6 Surgery, Transplant and Health Technologies Area

Associated Clinicians 4

Scientific Report

2016
2017
2018



Publications: **43** Impact Factor: **155.105** QI: **26**

Neonatology Group

Adelina Pellicer Martínez. Jefe de Servicio de Neonatología. Hospital Universitario La Paz
Susana Ares Segura. Facultativo Especialista de Área en Neonatología. Hospital Universitario La Paz
Juan Bernal Carrasco. Jefe de Departamento de Fisiopatología Endocrina y Sistema Nervioso. IIB “Alberto Sols”
Maria Carmen Bravo Laguna. Facultativo Especialista de Área en Neonatología. Hospital Universitario La Paz
Antonio Buño Soto. Jefe de Servicio de Laboratorio de Urgencias. Hospital Universitario La Paz
Fernando Cabañas González. Jefe de Departamento de Pediatría y Neonatología. Hospital Universitario Quirón Salud Madrid. Profesor Asociado de Pediatría. Universidad European de Madrid
María Dolores Elorza Fernández. Jefe de Sección de Neonatología. Hospital Universitario La Paz
Miriam Martínez Biarge. Facultativo Especialista de Área en Neonatología. Hospital Hammer Smith Londres
María Teresa Montes Bueno. Enfermera. Hospital Universitario La Paz
María Jesús del Olmo Barros. Profesora Contratada. Universidad Autónoma de Madrid
María Natividad Pastrana Pérez. Enfermera. Hospital Universitario La Paz
María Luisa Prieto Postigo. Auxiliar de Enfermería. Hospital Universitario La Paz
Laura Sánchez García. Médico Adjunto en Neonatología. Hospital Universitario La Paz
Miguel Sáenz de Pipaón Marcos. Facultativo Especialista de Área en Neonatología. Hospital Universitario La Paz. Profesor Asociado. Universidad Autónoma de Madrid

Belén Sáenz-Rico de Santiago. Profesor Contratado Doctor. Universidad Complutense de Madrid
Eva Valverde Núñez. Facultativo Especialista de Área en Neonatología. Hospital Universitario La Paz. Profesor Asociado. Universidad Autónoma de Madrid

Strategic Objective

- Prevent structural damage to organs and systems in the high risk newborn.
- Reduce the impact of the processes that occurred in the peri-neonatal stage in later life.

Research Lines

- Developmental Neurobiology
- Neonatal pulmonary and cardiovascular pathology
- Thyroid in term and preterm neonates
- Nutrition. Breast feeding. Mycrobiota
- Perinatal and neonatal infectology. Immunology and vaccines
- Neurodevelopmental. Follow-up



3.4 Large System Pathologies Area

Introduction 1

Executive summary 2

Information Groups by Area 3

3.1 Neuroscience Area

3.2 Cardiovascular Area

3.3 Infectious Diseases and Immunity Area

3.4 Large System Pathologies Area

3.5 Cancer and Human Molecular Genetics Area

3.6 Surgery, Transplant and Health Technologies Area

Associated Clinicians 4

Scientific Report

2016
2017
2018

Research Activity

Doctoral theses

Chinea B. Importancia de la leche humana y sus características nutricionales. Efectos a corto, medio y largo plazo [dissertation]. Madrid: UCM: 2018(21/03/2018).

Director: Saenz Pipaon Marcos M.

Books and book chapters

Medina Villanueva A, Millán García del Real N, Brandstrup Azuero KB, Sánchez García L. Manual de estabilización inicial y transporte pediátrico y neonatal. Oviedo: Tesela, 2018.

Sánchez García L. Hipertensión pulmonar persistente del recién nacido. In: Medina Villanueva A, Millán García del Real N, Brandstrup Azuero KB, Sánchez García L. Manual de estabilización inicial y transporte pediátrico y neonatal. Oviedo: Tesela, 2018. p.631-42

Sánchez García L. Patología gastrointestinal neonatal. In: Medina Villanueva A, Millán García del Real N, Brandstrup Azuero KB, Sánchez García L. Manual de estabilización inicial y transporte pediátrico y neonatal. Oviedo: Tesela, 2018. p.672-88

Sánchez García L. Canalización umbilical. In: Medina Villanueva A, Millán García del Real N, Brandstrup Azuero KB, Sánchez García L. Manual de estabilización inicial y transporte pediátrico y neonatal. Oviedo: Tesela, 2018. p.1265-72

Publications

- Arnaez J, García-Alix A, Arca G, Caserio S, Valverde E, Moral T, Benavente-Fernández I, Lubián-López S. Population-based study of the national implementation of therapeutic hypothermia in infants with hypoxic-ischemic encephalopathy. *Ther Hypothermia Temp Manag.* 2018; 8(1): 24-9. Article. IF: 1.673; Q4
- Arnaez J, García-Alix A, Arca G, Valverde E, Caserio S, Moral MT, Benavente-Fernández I, Lubián-López S, Díez-Delgado J, Tofe I, Jerez E, Hurtado JA, Ceballos JM, Millán ML, Esquivel MD, Ruiz C, Baca M, Tapia E, Losada M, Torres E, Pavón A, Jiménez PJ, Jiménez F, Ventura MP, Rite S, González T, Arias RP, Balliu PR, Lloreda-García JM, Alcaraz JL, Tapia C, de la Morena A, Centelles I, Guemes I, Estan J, Alberola A, Aparici S, López R, Beceiro J, García B, Martínez L, González E, Arruza L, Blanco MD, Arias B, Mar F, Jiménez J, Romera G, Cunarro A, Muñoz C, Cabañas F, Montero R, Tejedor JC, Santana C, Reyes B, Romero S, Orizaola A, Baquero M, Hernández D, Pantoja A, Vega C, Castañón L, Gutiérrez EP, Benito M, García MJ, López-Vilchez MA, Castells L, Domingo M, Coroleu VV, Boix H, Porta R, Martínez-Nadal S, Jiménez E, Sole E, Albuja M, Fernández EM, Barrio AR, Pinan E, Ávila-Álvarez A, Vázquez ME, Balado N, Crespo PA, Couce ML, Concheiro-Guisan A, Esteban I, Lavilla A, Alzina V, Aguirre A, Loureiro B, Echaniz I, Elorza MD, Euba A. Incidence of hypoxic-ischaemic encephalopathy and use of therapeutic hypothermia in Spain. *An Pediatr.* 2018; 89(1): 12-23. Article. IF: 1.166; Q3

- Arpón A, Milagro FI, Laja A, Segura V, de Pipaón MS, Riezu-Boj JI, Martínez JA. Methylation changes and pathways affected in preterm birth: a role for SLC6A3 in neurodevelopment. *Epigenomics-Uk.* 2018; 10(1): 91-103. Article. IF: 4.404; Q1
- Bronsky J, Campoy C, Braegger C, Braegger C, Bronsky J, Cai W, Campoy C, Carnielli V, Darmaun D, Decsi T, Domellof M, Embleton N, Fewtrell M, Fidler Mis N, Franz A, Goulet O, Hartman C, Hill S, Hojsak I, Iacobelli S, Jochum F, Joosten K, Kolacek S, Koletzko B, Ksiazyk J, Lapillonne A, Lohner S, Mesuiten D, Mihalyi K, Mihatsch WA, Mimouni F, Molgaard C, Moltu SJ, Nomayo A, Picaud JC, Prell C, John P, Ariele R, De Pipaón MS, Senterre T, Shamir R, Simchowit V, Szitanyi P, Tabbers MM, Van Den Akker CHB, Van Goudoever JB, Van Kempen A, Ver-Bruggen S, Wu J, Yan WH. ESPGHAN/ESPEN/ESPR/CSPEN guidelines on pediatric parenteral nutrition: Vitamins. *Clin Nutr.* 2018; 37(6): 2366-78. Article. IF: 6.042; D1
- Calvo C, Sainz T, Codoner-Franch P, Santiago B, García-García ML, Vera CG, Muñoz-Fernández MA, Pérez-Martínez A, Rivero I, Pérez CF, Mejias A, Martínón-Torres F, Cabañas F. Paediatric research in Spain: Challenges and priorities. *INVEST-AEP Platform. An Pediatr.* 2018; 89(5): 314.e1-6. Article. IF: 1.166; Q3
- Chan A, Lensing AWA, Kubitzka D, Brown G, Elorza D, Ybarra M, Halton J, Grunt S, Kenet G, Bonnet D, Santamaría A, Saracco P, Biss T, Climent F, Connor P, Palumbo J, Thelen K, Smith WT, Mason A, Adalbo I, Berkowitz SD, Hurst E, van Kesteren J, Young G, Monagle P. Clinical presentation and therapeutic management of venous thrombosis in young children: a retrospective analysis. *Thromb J.* 2018; 16: 29. Article. Not Indexed
- de Boode WP, Singh Y, Molnar Z, Schubert U, Savoia M, Sehgal A, Levy P, McNamara P, El-Khuffash A, Austin T, Bohlin K, Bravo MC, Breatnach CR, Breindahl M, Dempsey E, Groves AM, Gupta S, Eriksen BH, Nestaas E, Rogerson SR, Roehr CC, Schwarz CE, Sliker MG, Tissot C, van der Lee R, van Laere D, van Overmeire B, van Wyk L. Application of Neonatologist Performed Echocardiography in the assessment and management of persistent pulmonary hypertension of the newborn. *Pediatr Res.* 2018; 84(1): 68-77. Review. IF: 2.88; Q1
- de Boode WP, van der Lee R, Eriksen BH, Nestaas E, Dempsey E, Singh Y, Austin T, El-Khuffash A, Bohlin K, Bravo MC, Breatnach CR, Breindahl M, Groves AM, Gupta S, Levy PT, McNamara PJ, Molnar Z, Rogerson SR, Roehr CC, Savoia M, Schubert U, Schwarz CE, Sehgal A, Sliker MG, Tissot C, van Laere D, van Overmeire B, van Wyk L. The role of Neonatologist Performed Echocardiography in the assessment and management of neonatal shock. *Pediatr Res.* 2018; 84(1): 57-67. Review. IF: 2.88; Q1
- de la Calle M, Baquero F, Rodríguez R, González M, Fernández A, Omeñaca F, Bartha JL. Successful treatment of intrauterine cytomegalovirus infection with an intraventricular cyst in a dichorionic diamniotic twin gestation using cytomegalovirus immunoglobulin. *J Matern-Fetal Neo M.* 2018; 31(16): 2226-9. Article. IF: 1.569; Q3
- Domellof M, Szitanyi P, Simchowit V, Franz A, Mimouni E, Braegger C, Bronsky J, Cai W, Campoy C, Carnielli V, Darmaun D, Decsi T, Domellof M, Embleton N, Fewtrell M, Fidler Mis N, Franz A, Goulet O, Hartman C, Hill S, Hojsak I, Iacobelli S, Jochum F, Joosten K, Kolacek S, Koletzko B, Ksiazyk J, Lapillonne A, Lohner S, Mesotten D, Mihalyi K, Mihatsch WA, Mimouni F, Molgaard C, Moltu SJ, Nomayo A, Picaud JC, Prell C, Puntis J, Riskin A, De Pipaón MS, Senterre T, Shamir R, Simchowit V, Szitanyi P, Tabbers MM, Van Den Akker CHB, Van Goudoever JB, Van Kempen A, Ver-Bruggen S, Wu J, Yan W. ESPGHAN/ESPEN/ESPR/CSPEN guidelines on pediatric parenteral nutrition: Iron and trace minerals. *Clin Nutr.* 2018; 37(6): 2354-9. Article. IF: 6.042; D1



3.4 Large System Pathologies Area

Introduction 1

Executive summary 2

Information Groups by Area 3

3.1 Neuroscience Area

3.2 Cardiovascular Area

3.3 Infectious Diseases and Immunity Area

3.4 Large System Pathologies Area

3.5 Cancer and Human Molecular Genetics Area

3.6 Surgery, Transplant and Health Technologies Area

Associated Clinicians 4

Scientific Report

2016
2017
2018

- EL-Khuffash A, Schubert U, Levy PT, Nestaas E, de Boode WP, Austin T, Bohlin K, Bravo MC, Breatnach CR, Breindahl M, Dempsey E, Groves AM, Gupta S, Eriksen BH, McNamara PJ, Molnar Z, Rogerson SR, Roehr CC, Savoia M, Schwarz CE, Sehgal A, Singh Y, Sliker MG, Tissot C, van der Lee R, van Laere D, van Overmeire B, van Wyk L. Deformation imaging and rotational mechanics in neonates: a guide to image acquisition, measurement, interpretation, and reference values. *Pediatr Res.* 2018; 84(1): 30-45. Review. IF: 2.88; Q1
- Escribano E, Zozaya C, Madero R, Sánchez L, van Goudoever J, Rodríguez JM, de Pipaón MS. Increased incidence of necrotizing enterocolitis associated with routine administration of Inffloran (TM) in extremely preterm infants. *Benef Microbes.* 2018; 9(5): 683-90. Article. IF: 2.939; Q2
- García-Ascaso MT, Ares-Segura S, Ros-Pérez P. Is iodine nutrition in the Spanish pediatric population adequate? Historical review and current situation. *Endocrinol Diabetes Nutr.* 2018; 65(8): 458-67. Review. IF: 0.934; Q4
- Groves AM, Singh Y, Dempsey E, Molnar Z, Austin T, El-Khuffash A, de Boode WP, Bohlin K, Bravo MC, Breatnach CR, Breindahl M, Gupta S, Eriksen BH, Levy PT, McNamara PJ, Nestaas E, Rogerson SR, Roehr CC, Savoia M, Schubert U, Schwarz CE, Sehgal A, Sliker MG, Tissot C, van der Lee R, van Laere D, van Overmeire B, van Wyk L. Introduction to neonatologist-performed echocardiography. *Pediatr Res.* 2018; 84(1): 1-12. Review. IF: 2.88; Q1
- Hartman C, Shamir R, Simchowitz V, Lohner S, Cai W, Decsi T, Braegger C, Bronsky J, Cai W, Campoy C, Carnielli V, Darmaun D, Decsi T, Domellof M, Embleton N, Fewtrell M, Fidler Mis N, Franz A, Goulet O, Hartman C, Hill S, Hojsak I, Iacobelli S, Jochum F, Joosten K, Kolacek S, Koletzko B, Ksiazyk J, Lapillonne A, Lohner S, Mesotten D, Mihalyi K, Mihatsch WA, Mimouni F, Molgaard C, Moltu SJ, Nomayo A, Picaud JC, Prell C, Puntis J, Riskin A, Saenz De Pipaón M, Senterre T, Shamir R, Simchowitz V, Sztanyani P, Tabbers MM, Van Den Akker CHB, Van Goudoever JB, Van Kempen A, Verbruggen S, Wu J, Yan WH. ESPGHAN/ESPEN/ESPR/CSPEN guidelines on pediatric parenteral nutrition: Complications. *Clin Nutr.* 2018; 37(6): 2418-29. Article. IF: 6.042; D1
- Hayat T T A, Martínez-Biarge M, Kyriakopoulou V, Hajnal J V, Rutherford MA. Neurodevelopmental correlates of fetal motor behavior assessed using cine MR imaging. *AJNR Am J Neuroradio.* 2018; 39(8): 1519-22. Article. IF: 3.256; Q2
- Hill S, Ksiazyk J, Prell C, Tabbers M, Braegger C, Bronsky J, Cai W, Campoy C, Carnielli V, Darmaun D, Decsi T, Domellof M, Embleton N, Fewtrell M, Fidler Mis N, Franz A, Goulet O, Hartman C, Hill S, Hojsak I, Iacobelli S, Jochum F, Joosten K, Kolacek S, Koletzko B, Ksiazyk J, Lapillonne A, Lohner S, Mesotten D, Mihalyi K, Mihatsch WA, Mimouni F, Molgaard C, Moltu SJ, Nomayo A, Picaud JC, Prell C, Puntis J, Riskin A, Saenz De Pipaón M, Senterre T, Shamir R, Simchowitz V, Sztanyani P, Tabbers MM, Van Den Akker CHB, Van Goudoever JB, Van Kempen A, Verbruggen S, Wu J, Yan WH. ESPGHAN/ESPEN/ESPR/CSPEN guidelines on pediatric parenteral nutrition: Home parenteral nutrition. *Clin Nutr.* 2018; 37(6): 2401-8. Article. IF: 6.042; D1
- Jochum F, Moltu SJ, Senterre T, Nomayo A, Goulet O, Iacobelli S, Braegger C, Bronsky J, Cai W, Campoy C, Carnielli V, Darmaun D, Decsi T, Domellof M, Embleton N, Fewtrell M, Fidler Mis N, Franz A, Goulet O, Hartman C, Hill S, Hojsak I, Iacobelli S, Jochum F, Joosten K, Kolacek S, Koletzko B, Ksiazyk J, Lapillonne A, Lohner S, Mesotten D, Mihalyi K, Mihatsch WA, Mimouni F, Molgaard C, Moltu SJ, Nomayo A, Picaud JC, Prell C, Puntis J, Riskin A, De Pipaón MS, Senterre T, Shamir R, Simchowitz V, Sztanyani P, Tabbers MM, Van Den Akker CHB, Van Goudoever JB, Van Kempen A, Verbruggen S, Wu J, Yan WH. ESPGHAN/ESPEN/ESPR/CSPEN guidelines on pediatric parenteral nutrition: Fluid and electrolytes. *Clin Nutr.* 2018; 37(6): 2344-53. Article. IF: 6.042; D1
- Joosten K, Embleton N, Yan W, Senterre T, Braegger C, Bronsky J, Cai W, Campoy C, Carnielli V, Darmaun D, Decsi T, Domellof M, Embleton N, Fewtrell M, Fidler Mis N, Franz A, Goulet O, Hartman C, Hill S, Hojsak I, Iacobelli S, Jochum F, Joosten K, Kolacek S, Koletzko B, Ksiazyk J, Lapillonne A, Lohner S, Mesotten D, Mihalyi K, Mihatsch WA, Mimouni F, Molgaard C, Moltu SJ, Nomayo A, Picaud JC, Prell C, Puntis J, Riskin A, Saenz De Pipaón M, Senterre T, Shamir R, Simchowitz V, Sztanyani P, Tabbers MM, Van Den Akker CHB, Van Goudoever JB, Van Kempen A, Bruggen S, Wu J, Yan WH. ESPGHAN/ESPEN/ESPR/CSPEN guidelines on pediatric parenteral nutrition: Energy. *Clin Nutr.* 2018; 37(6): 2309-14. Article. IF: 6.042; D1
- Kolacek S, Puntis JW, Hojsak I, Braegger C, Bronsky J, Cai W, Campoy C, Carnielli V, Darmaun D, Decsi T, Domellof M, Embleton N, Fewtrell M, Fidler Mis N, Franz A, Goulet O, Hartman C, Hill S, Hojsak I, Iacobelli S, Jochum F, Joosten K, Kolacek S, Koletzko B, Ksiazyk J, Lapillonne A, Lohner S, Mesotten D, Mihalyi K, Mihatsch WA, Mimouni F, Molgaard C, Moltu SJ, Nomayo A, Picaud JC, Prell C, Puntis J, Riskin A, Saenz De Pipaón M, Senterre T, Shamir R, Simchowitz V, Sztanyani P, Tabbers MM, Van Den Akker CHB, Van Goudoever JB, Van Kempen A, Verbruggen S, Wu J, Yan WH. ESPGHAN/ESPEN/ESPR/CSPEN guidelines on pediatric parenteral nutrition: Venous access. *Clin Nutr.* 2018; 37(6): 2379-91. Article. IF: 6.042; D1
- Lapillonne A, Mis NF, Goulet O, van den Akker CHB, Wu J, Koletzko B, Braegger C, Bronsky J, Cai W, Campoy C, Carnielli V, Darmaun D, Decsi T, Domellof M, Embleton N, Fewtrell M, Fidler Mis N, Franz A, Goulet O, Hartman C, Hill S, Hojsak I, Iacobelli S, Jochum F, Joosten K, Kolacek S, Koletzko B, Ksiazyk J, Lapillonne A, Lohner S, Mesotten D, Mihalyi K, Mihatsch WA, Mimouni F, Molgaard C, Moltu SJ, Nomayo A, Picaud JC, Prell C, Puntis J, Riskin A, De Pipaón MS, Senterre T, Shamir R, Simchowitz V, Sztanyani P, Tabbers MM, Van Den Akker CHB, Van Goudoever JB, Van Kempen A, Verbruggen S, Wu J, Yan WH. ESPGHAN/ESPEN/ESPR/CSPEN guidelines on pediatric parenteral nutrition: Lipids. *Clin Nutr.* 2018; 37(6): 2324-36. Article. IF: 6.042; D1
- Mesotten D, Joosten K, van Kempen A, Verbruggen S, Braegger C, Bronsky J, Cai W, Campoy C, Carnielli V, Darmaun D, Decsi T, Domellof M, Embleton N, Fewtrell M, Fidler Mis N, Franz A, Goulet O, Hartman C, Hill S, Hojsak I, Iacobelli S, Jochum F, Joosten K, Kolacek S, Koletzko B, Ksiazyk J, Lapillonne A, Lohner S, Mesotten D, Mihalyi K, Mihatsch WA, Mimouni F, Molgaard C, Moltu SJ, Nomayo A, Picaud JC, Prell C, Puntis J, Riskin A, De Pipaón MS, Senterre T, Shamir R, Simchowitz V, Sztanyani P, Tabbers MM, Van Den Akker CHB, Van Goudoever JB, Van Kempen A, Verbruggen S, Wu J, Yan WH. ESPGHAN/ESPEN/ESPR/CSPEN guidelines on pediatric parenteral nutrition: Carbohydrates. *Clin Nutr.* 2018; 37(6): 2337-43. Article. IF: 6.042; D1
- Mihatsch W, Fewtrell M, Goulet O, Molgaard C, Picaud JC, Senterre T, Braegger C, Bronsky J, Cai W, Campoy C, Carnielli V, Darmaun D, Decsi T, Domellof M, Embleton N, Fewtrell M, Fidler Mis N, Franz A, Goulet O, Hartman C, Hill S, Hojsak I, Iacobelli S, Jochum F, Joosten K, Kolacek S, Koletzko B, Ksiazyk J, Lapillonne A, Lohner S, Mesotten D, Mihalyi K, Mihatsch WA, Mimouni F, Molgaard C, Moltu SJ, Nomayo A, Picaud JC, Prell C, Puntis J, Riskin A, De Pipaón MS, Senterre T, Shamir R, Simchowitz V, Sztanyani P, Tabbers MM, Van Den Akker CHB, Van Goudoever JB, Van Kempen A, Verbruggen S, Wu J, Yan WH. ESPGHAN/ESPEN/ESPR/CSPEN guidelines on pediatric parenteral nutrition: Calcium, phosphorus and magnesium. *Clin Nutr.* 2018; 37(6): 2360-5. Article. IF: 6.042; D1
- Mihatsch W, Shamir R, van Goudoever JB, Fewtrell M, Lapillonne A, Lohner S, Mihalyi K, Decsi T, Braegger C, Bronsky J, Cai W, Campoy C, Carnielli V, Darmaun D, Decsi T, Domellof M, Embleton N, Fewtrell M, Fidler Mis N, Franz A, Goulet O, Hartman C, Hill S, Hojsak I, Iacobelli S, Jochum F, Joosten K, Kolacek S, Koletzko B, Ksiazyk J, Lapillonne A, Lohner S, Mesotten D, Mihalyi K, Mi-



3.4 Large System Pathologies Area



Introduction 1

Executive summary 2

Information Groups by Area 3

3.1 Neuroscience Area

3.2 Cardiovascular Area

3.3 Infectious Diseases and Immunity Area

3.4 Large System Pathologies Area

3.5 Cancer and Human Molecular Genetics Area

3.6 Surgery, Transplant and Health Technologies Area

Associated Clinicians 4

Scientific Report

2016
2017
2018

hatsch WA, Mimouni F, Molgaard C, Moltu SJ, Nomayo A, Picaud JC, Christine C, Puntis J, Riskin A, Saenz De Pipaón M, Senterre T, Shamir R, Simchowit V, Sztanyani P, Tabbers MM, Vlasselaers D, Van Den Akker CHB, Van Goudoever JB, Van Kempen A, Verbruggen S, Wu J, Yan WH. ESPGHAN/ESPEN/ESPR/CSPEN guidelines on pediatric parenteral nutrition: Guideline development process for the updated guidelines. *Clin Nutr.* 2018; 37(6): 2306-8. Article. IF: 6.042; D1

- Mihatsch WA, Braegger C, Bronsky J, Cai W, Campoy C, Carnielli V, Darmaun D, Decsi T, Domellof M, Embleton N, Fewtrell M, Mis NF, Franz A, Goulet O, Hartman C, Susan H, Hojsak I, Iacobelli S, Jochum F, Joosten K, Kolacek S, Koletzko B, Ksiazek J, Lapillonne A, Lohner S, Mesotten D, Mihalyi K, Mimouni F, Molgaard C, Moltu SJ, Nomayo A, Picaud JC, Prell C, Puntis J, Riskin A, de Pipaón MS, Senterre T, Shamir R, Simchowit V, Sztanyani P, Tabbers MM, van den Akker CHB, van Goudoever JB, van Kempen A, Verbruggen S, Wu J, Yan WH. ESPGHAN/ESPEN/ESPR/CSPEN guidelines on pediatric parenteral nutrition. *Clin Nutr.* 2018; 37(6): 2303-5. Article. IF: 6.042; D1
- Morte B, Gil-Ibáñez P, Bernal J. Regulation of gene expression by thyroid hormone in primary astrocytes: Factors influencing the genomic response. *Endocrinology.* 2018; 159(5): 2083-92. Article. IF: 3.8; Q2
- Nestaas E, Schubert U, de Boode WP, EL-Khuffash A, Austin T, Bohlin K, Bravo MC, Breatnach CR, Breindahl M, Dempsey E, Groves AM, Gupta S, Eriksen BH, Levy PT, McNamara PJ, Molnar Z, Rogerson SR, Roehr CC, Savoia M, Schwarz CE, Sehgal A, Singh Y, Sliker MG, Tissot C, van der Lee R, van Laere D, van Overmeire B, van Wyk L. Tissue Doppler velocity imaging and event timings in neonates: a guide to image acquisition, measurement, interpretation, and reference values. *Pediatr Res.* 2018; 84(1): 18-29. Review. IF: 2.88; Q1
- Núñez A, Benavente I, Blanco D, Boix H, Cabañas F, Chaffanel M, Fernández-Colomer B, Fernández-Lorenzo JR, Loureiro B, Moral Maria T, Pavón A, Tofe I, Valverde E, Vento M. Oxidative stress in perinatal asphyxia and hypoxic-ischaemic encephalopathy. *An Pediatr.* 2018; 88(4): 228.e1-9. Review. IF: 1.166; Q3
- Núñez Cerezo V, Romo Muñoz M, Encinas J L, Dore Reyes M, Triana Junco P, Vilanova Sánchez A, Sánchez Galan A, Gómez Cervantes M, Jiménez Gómez J, Elorza Fernández M D, Martínez Martínez L, López Santamaría M. Perinatal factors for necrotizing enterocolitis (NEC). A case-control study. *Cir Pediatr.* 2018; 31(2): 90-3. Article. Not Indexed
- Núñez Cerezo V, Romo Muñoz M, Encinas J L, Jiménez J, Elorza Fernández M D, Herrero B, Antolín E, Martínez Martínez L, López Santamaría M. Study of pulmonary hypertension and long-term respiratory clinic in children with congenital diaphragmatic hernia. *Cir Pediatr.* 2018; 31(2): 76-80. Article. Not Indexed
- Omeñaca F, Vázquez L, García-Corbeira P, Mesaros N, Hanssens L, Dolhain J, Gómez IP, Liese J, Knuf M. Immunization of preterm infants with GSK's hexavalent combined diphtheria-tetanus-acellular pertussis-hepatitis B-inactivated poliovirus-Haemophilus influenzae type b conjugate vaccine: A review of safety and immunogenicity. *Vaccine.* 2018; 36(7): 986-96. Review. IF: 3.269; Q2
- Puntis JW, Hojsak I, Ksiazek J, Braegger C, Bronsky J, Cai W, Campoy C, Carnielli V, Darmaun D, Decsi T, Domellof M, Embleton N, Fewtrell M, Fidler Mis N, Franz A, Goulet O, Hartman C, Hill S, Hojsak I, Iacobelli S, Jochum F, Joosten K, Kolacek S, Koletzko B, Ksiazek J, Lapillonne A, Lohner S, Mesotten D, Mihalyi K, Mihatsch WA, Mimouni F, Molgaard C, Moltu SJ, Nomayo A, Picaud JC, Prell C, Puntis J, Riskin A, Saenz De Pipaón M, Senterre T, Shamir R, Simchowit V, Sztanyani P, Tabbers MM, Van Den Akker CHB, Van Goudoever JB, Van Kempen A, Verbruggen S, Wu J, Yan WH. ESPGHAN/

ESPEN/ESPR/CSPEN guidelines on pediatric parenteral nutrition: Organisational aspects. *Clin Nutr.* 2018; 37(6): 2392-400. Article. IF: 6.042; D1

- Reyes-Hernández CG, Ramiro-Cortijo D, Rodríguez-Rodríguez P, Giambelluca S, Simonato M, González MD, de Pablo ALP, López-Giménez MD, Cogo P, de Pipaón MS, Carnielli VP, Arribas SM. Effects of arachidonic and docosahexaenoic acid supplementation during gestation in rats. Implication of placental oxidative stress. *Int J Mol Sci.* 2018; 19(12): 3863. Article. IF: 4.183; Q2
- Riskin A, Picaud JC, Shamir R, Braegger C, Bronsky J, Cai W, Campoy C, Carnielli V, Darmaun D, Decsi T, Domellof M, Embleton N, Fewtrell M, Fidler Mis N, Franz A, Goulet O, Hartman C, Hill S, Hojsak I, Iacobelli S, Jochum F, Joosten K, Kolacek S, Koletzko B, Ksiazek J, Lapillonne A, Lohner S, Mesotten D, Mihalyi K, Mihatsch WA, Mimouni F, Molgaard C, Moltu SJ, Nomayo A, Picaud JC, Prell C, Puntis J, Riskin A, Saenz De Pipaón M, Senterre T, Shamir R, Simchowit V, Sztanyani P, Tabbers MM, Van Den Akker CHB, Van Goudoever JB, Van Kempen A, Verbruggen S, Wu J, Yan WH. ESPGHAN/ESPEN/ESPR/CSPEN guidelines on pediatric parenteral nutrition: Standard versus individualized parenteral nutrition. *Clin Nutr.* 2018; 37(6): 2409-17. Article. IF: 6.042; D1
- Segura SA, Molina CT, Guindulain MJC, Bolado GG, Merillas MJA, Jaume MC, Sancho PC, Navarro JCM, Rodríguez JMR, Sánchez AR. Recommendations for the diagnosis and follow up of the foetus and newborn child born to mothers with autoimmune thyroid disease. *An Pediatr.* 2018; 89(4): 254.e1-7. Article. IF: 1.166; Q3





3.4 Large System Pathologies Area



Introduction 1

Executive summary 2

Information Groups by Area 3

3.1 Neuroscience Area

3.2 Cardiovascular Area

3.3 Infectious Diseases and Immunity Area

3.4 Large System Pathologies Area

3.5 Cancer and Human Molecular Genetics Area

3.6 Surgery, Transplant and Health Technologies Area

Associated Clinicians 4

Scientific Report

2016
2017
2018

- Sierra-García P, López-Maestro M, Torres-Valdivieso MJ, Díaz-González C, Carrasco M, Ares-Segura S, de Blas GD, Pallas-Alonso C. Developmental outcomes, attachment and parenting: Study of a sample of Spanish premature children. *Span J Psychol.* 2018; 21: e20. Article. IF: 0.749; Q4
- Singh Y, Roehr CC, Tissot C, Rogerson S, Gupta S, Bohlin K, Breindahl M, El-Khuffash A, de Boode W, Austin T, Bravo MC, Breatnach CR, Dempsey E, Groves AM, Gupta S, Eriksen BH, Levy PT, McNamara PJ, Molnar Z, Nestaas E, Rogerson SR, Savoia M, Schubert U, Schwarz CE, Sehgal A, Sliker MG, van der Lee R, van Laere D, van Overmeire B, van Wyk L. Education, training, and accreditation of Neonatologist Performed Echocardiography in Europe-framework for practice. *Pediatr Res.* 2018;84(1): 13-7. Review. IF: 2.88; Q1
- van Goudoever JB, Carnielli V, Darmaun D, de Pipaón MS, Braegger C, Bronsky J, Cai W, Campoy C, Darmaun D, Decsi T, Domellof M, Embleton N, Fewtrell M, Fidler Mis N, Franz A, Goulet O, Hartman C, Hill S, Hojsak I, Iacobelli S, Jochem F, Joosten K, Kolacek S, Koletzko B, Ksiazyk J, Lapillonne A, Lohner S, Mesotten D, Mihalyi K, Mihatsch WA, Mimouni F, Christian M, Moltu SJ, Nomayo A, Picaud JC, Prell C, Puntis J, Riskin A, De Pipaón MS, Senterre T, Shamir R, Simchowit V, Szitanyi P, Tabbers MM, Van Den Akker CHB, Van Goudoever JB, Van Kempen A, Verbruggen S, Wu J, Yan WH. ESPGHAN/ESPEN/ESPR/CSPEN guidelines on pediatric parenteral nutrition: Amino acids. *Clin Nutr.* 2018; 37(6): 2315-23. Article. IF: 6.042; D1
- van Laere D, van Overmeire B, Gupta S, El Khuffash A, Savoia M, McNamara PJ, Schwarz CE, de Boode WP, Austin T, Bohlin K, Bravo MC, Breatnach CR, Breindahl M, Dempsey E, Groves AM, Eriksen BH, Levy PT, Molnar Z, Nestaas E, Rogerson SR, Roehr CC, Schubert U, Sehgal A, Singh Y, Sliker MG, Tissot C, van der Lee R, van Wyk L. Application of NPE in the assessment of a patent ductus arteriosus. *Pediatr Res.* 2018;84(1): 46-56. Review. IF: 2.88; Q1
- Villares JMM, de Pipaón MS, Sanz AC, Martín JJD, Ferreiro SR, López AM, Valverde FS, López VN, González MAS, Trabazo RL, Gil-Campos M, Baviera LCB, Folgoso CC. Study on the nutritional status and feeding habits in school-children in Madrid City (Spain) during the economic crisis. *Nutr Hosp.* 2018; 35(5): 1054-8. Article. IF: 0.759; Q4
- Wagenaar N, Martínez-Biarge M, van der Aa NE, van Haastert IC, Groenendaal F, Benders MJNL, Cowan FM, de Vries LS. Neurodevelopment after perinatal arterial ischemic stroke. *Pediatrics.* 2018; 142(3): e20174164. Article. IF: 5.401; D1
- Zozaya C, Díaz C, de Pipaón MS. How should we define postnatal growth restriction in preterm infants? *Neonatology.* 2018; 114(2): 177-80. Article. IF: 2.544; Q1
- Zozaya C, García-Serrano A, Fontecha J, Redondo-Bravo L, Sánchez-González V, Montes MT, de Pipaón MS. Fat loss in continuous enteral feeding of the preterm infant: How much, what and when is it lost? *Nutrients.* 2018; 10(7): 809. Article. IF: 4.171; Q1

Public projects

Aroca Peinado A. REANIMA-CM - Bases moleculares y celulares de la regeneración cardiaca: desde los modelos animales al corazón humano (S2017/BMD-3875). CM. 2018-2020.

Management centre: FIBHULP

Bravo Laguna MC. Ensayo clínico multicéntrico sobre el tratamiento del ductus arterioso persistente ecocardiográficamente guiado en el recién nacido prematuro

con ibuprofeno en perfusión continua intravenosa frente a bolos intravenosos: impacto en el pronóstico intestinal (PI16/00644). ISCIII. 2017-2019.

Management centre: FIBHULP

Cabañas González F. Red de Salud Materno-Infantil y del Desarrollo (SAMID) (RD16/0022/0004). ISCIII. 2017-2021.

Management centre: FIBHULP

Sáenz de Pipaón Marcos M. Efecto de la suplementación precoz con ácido docosahexanoico y ácido araquidónico sobre la incidencia de displasia broncopulmonar en niños extremadamente prematuros: ensayo clínico (PI16/00606). ISCIII. 2017-2019.

Management centre: FIBHULP

Private projects

Aroca Peinado A. Actividades formativas científica y de investigación en cirugía cardiaca pediátrica. Medtronic Iberica S.A. 2005-Ongoing.

Management centre: FIBHULP

Bravo Laguna MC. Ensayo clínico multicéntrico sobre el tratamiento del ductus arterioso persistente ecocardiográficamente guiado en el recién nacido prematuro con ibuprofeno con perfusión continua intravenosa frente a bolos intravenosos: impacto en el pronóstico intestinal. Fundación Mutua Madrileña. 2016-Ongoing.

Management centre: FIBHULP

Bravo Laguna MC. Valoración cuantitativa de la repercusión hemodinámica del ductus arterioso persistente y su tratamiento en el recién nacido de bajo peso. Neonat-care S.L. 2008-Ongoing.

Management centre: FIBHULP

Buño Soto A. Actualización y renovación de la actividad investigadora en el servicio de análisis clínicos del Hospital Universitario La Paz. Radiometer Medical APS. 2012-Ongoing.

Management centre: FIBHULP

Buño Soto A. Estudio en población cognitivamente sana (sin demencia) para la determinación de valores de referencia de una nueva técnica diagnóstica basada en espectroscopia raman. Raman Health Technologies S.L. 2016-Ongoing.

Management centre: FIBHULP

Buño Soto A. Evaluación de un nuevo sistema analítico de inmunoensayo atellica solutions en el laboratorio core del Servicio de Análisis Clínicos. Siemens Healthcare S.L. 2017-Ongoing.

Management centre: FIBHULP

Buño Soto A. Method comparison evaluation between the radiometer procalitonin (PCT) assay on the AQT90 flex analyzer and the elecsys B.R.A.M.S. PCT on an auto-



3.4 Large System Pathologies Area



Introduction 1

Executive summary 2

Information Groups by Area 3

3.1 Neuroscience Area

3.2 Cardiovascular Area

3.3 Infectious Diseases and Immunity Area

3.4 Large System Pathologies Area

3.5 Cancer and Human Molecular Genetics Area

3.6 Surgery, Transplant and Health Technologies Area

Associated Clinicians 4

mated roche immunoassay analyzer. Radiometer Medical APS. 2015-Ongoing.

Management centre: FIBHULP

Buño Soto A. Recogida de muestras en deportistas de alto rendimiento para la evaluación de su variación biológica. Fundación para la Investigación Biomédica Hospital Universitario La Paz. 2016-Ongoing.

Management centre: FIBHULP

Buño Soto A. Servicios grupo de investigación de neonatología. Stakeholders. 2017-Ongoing.

Management centre: FIBHULP

Cabañas González F. Impacto de las técnicas de reproducción asistida en la salud del recién nacido. Stakeholders. 2011-Ongoing.

Management centre: FIBHULP

Del Olmo Barros MJ. Jornadas de investigación y atención directa en musicoterapia hospitalaria. Stakeholders. 2015-Ongoing.

Management centre: FIBHULP

Omeñaca Terés F. Leche materna en niños prematuros: características nutricionales e infección por citomegalovirus. Infacare Pharmaceutical Corporation. 2010-Ongoing.

Management centre: FIBHULP

Pellicer Martínez A. Desarrollo de un equipo de ultrasonidos para la ayuda al diagnóstico de meningitis. Neos New Born Solutions S.L. 2018-Ongoing.

Management centre: FIBHULP

Pellicer Martínez A. Online cerebral pressure autoregulation continuous monitorin as a neurobiomarker to guide assessment and intervention to prevent or minimise brain injury in the high-risk preterm infant. Abbvie Spain S.L.U. 2017-Ongoing.

Management centre: FIBHULP

Saenz de Pipaón Marcos M. Efecto de la suplementación precoz con ácido araquidónico y ácido docosahexanoico (DHA) en la evolución de las concentraciones plas-

máticas y eritrocitarias de DHA en recién nacidos prematuros: ensayo controlado aleatorizado. Nestle España S.A. 2016-Ongoing.

Management centre: FIBHULP

Salas Hernández S. I Curso multidisciplinar en la atención al seguimiento de niños nacidos con peso < 1.500 g. Abbott Laboratories S.A. 2011-Ongoing.

Management centre: FIBHULP

International projects

Pellicer Martínez A. Dobutamine for neonatal circulatory failure defined by novel biomarkers (NEO CIRC). European Union. 2011-2018.

Management centre: FIBHULP

Clinical trials

Sáenz de Pipaón Marcos M. Estudio aleatorizado, doble ciego y controlado con placebo para evaluar el efecto de un probiótico en niños prematuros. Type: Pproducto Alimentario.

HULP code: Ccontrato 5098. Sponsored's protocol code: PRE/18.02.

Sponsored by: Probisearch S.L. Signed date: 25/09/2018

Valverde Núñez E. Efecto del Alopurinol en pacientes con encefalopatía hipóxico-isquémica tratados con hipotermia- albino- ensayo clínico multicéntrico aleatorizado, ciego, controlado con placebo. Type: Clinical Trial, phase III.

HULP code: 4800. Sponsored's protocol code: ALBINO.

Sponsored by: Instituto Investigación Sanitaria H La Fe. Signed date: 17/01/2018

Patents and trademarks

Segovia Iñigo C, Montes Bueno MT, inventors; Segovia Iñigo C, assignee. Positioning device for neonates (Utility model). U201330102; 2013 January 31.



3.4 Large System Pathologies Area



Introduction 1

Executive summary 2

Information Groups by Area 3

3.1 Neuroscience Area

3.2 Cardiovascular Area

3.3 Infectious Diseases and Immunity Area

3.4 Large System Pathologies Area

3.5 Cancer and Human Molecular Genetics Area

3.6 Surgery, Transplant and Health Technologies Area

Associated Clinicians 4

Scientific Report

2016
2017
2018



Publications: 16 Impact Factor: 31.717 QI: 4

Aging and Fragility in the Elderly Group

Juan Ignacio González Montalvo. Jefe de Servicio de Geriátria. Hospital Universitario La Paz. Profesor Asociado. Universidad Autónoma de Madrid

Juan Carlos Abánades Herranz. Subdirector Médico. Responsable de la Unidad de Formación e Investigación. Atención Primaria

María Teresa Alarcón Alarcón. Jefe de Sección de Geriátria. Hospital Universitario La Paz

Juan Cárdenas Valladolid. Técnico de la Gerencia Adjunta de Planificación y Calidad de Atención Primaria. Atención Primaria

María Victoria Castell Alcalá. Facultativo Especialista de Área en Medicina Familiar y Comunitaria. Atención Primaria

Patricia Ysabel Conдорhuamán Alvarado. Facultativo Especialista de Área en Geriátria. Hospital Universitario La Paz

Carmen de Burgos Lunar. Facultativo Especialista de Área en Medicina Preventiva. Hospital Universitario La Paz

Macarena Díaz de Bustamante de Ussía. Médico Interno Residente. Hospital Universitario La Paz

Araceli Garrido Barral. Facultativo Especialista de Área en Medicina Familiar y Comunitaria. Atención Primaria

Pilar Gotor Pérez. Enfermera. Unidad de Valoración Geriátrica y Ortogeriátria. Hospital Universitario La Paz

Alicia Gutierrez Misis. Profesor ayudante Doctor. Universidad Autónoma de Madrid

Rosa Julián Viñals. Facultativo Especialista de Área en Medicina Familiar y Comunitaria. Centro de Salud "Raúl de Castroviejo". Atención Primaria

Rocío Menéndez Colino. Facultativo Especialista de Área en Geriátria. Hospital de Cantoblanco - Hospital Universitario La Paz

Débora Moral Cuesta. Médico Interno Residente en Geriátria. Hospital Universitario La Paz

Ángel Otero Puime. Profesor Emérito de Medicina Preventiva y Salud Pública. Universidad Autónoma de Madrid

Rocío Queipo Matas. Investigadora Predoctoral. Universidad Autónoma de Madrid

Raquel Ramírez Martín. Médico Interno Residente. Hospital Universitario La Paz

Peggy Paola Ríos Germán. Médico Interno Residente en Geriátria. Hospital Universitario La Paz

Ana María Rosas Hernández. Investigadora Predoctoral. Universidad Autónoma de Madrid

María del Pilar Sáez López. Facultativo Especialista de Área en Geriátria. Complejo Asistencial de Ávila

Miguel Ángel Salinero Fort. Gerente Adjunto de Planificación y Calidad. Atención Primaria

Mercedes Sánchez Martínez. Profesor Asociado. Universidad Autónoma de Madrid

Strategic Objective

- To promote and improve the quality of research in the field of Primary Health Care and Geriatrics in the area of influence of IdiPAZ.
- To continue the follow-up of the Cohorts of the Group: elderly people with population-based (Peñagrande Study), patients with frailty syndrome (FONDA) and patients with Type 2 Diabetes Mellitus (MADiabetes).



3.4 Large System Pathologies Area

Introduction 1

Executive summary 2

Information Groups by Area 3

3.1 Neuroscience Area

3.2 Cardiovascular Area

3.3 Infectious Diseases and Immunity Area

3.4 Large System Pathologies Area

3.5 Cancer and Human Molecular Genetics Area

3.6 Surgery, Transplant and Health Technologies Area

Associated Clinicians 4

Scientific Report

2016
2017
2018

- Progress in the epidemiological study of frailty in the elderly.
- To consolidate clinical studies related to hip fracture and chronic diseases in the elderly, specially the Diabetes Mellitus.

Research Lines

- Frailty syndrome in the elderly. To promote the detection of frailty syndrome in elderly people above 75 years that consults at the Primary Health Care Center of the Hospital La Paz Setting and create a new cohort of those patients with functional impairment. Additionally, to develop and evaluate an intervention program with these patients, focused on the physical exercise, the geriatric evaluation, management of comorbidity, in the medication adjustment in nutritional supplementation when necessary
- Follow-up of patients with Type 2 Diabetes Mellitus (MADiabetes Cohort, more than 3,500 patients) and prediabetes patients (SPREDIA Cohort, n=600) of Madrid, to analyze clinical and psychosocial factors related to clinical outcomes (cardiovascular events, chronic kidney disease, retinopathy, and mortality), we are developing predictive models for main outcomes (chronic kidney disease, all-cause mortality and cardiovascular mortality)
- Coordination of the National Registry of Hip Fractures: a multicenter observational study including patients from 75 Spanish hospitals with an acute fragility hip fracture. The registry collects data from the acute hospital phase and a one-month follow-up

Research Activity

Books and book chapters

Sáez López P, Ojeda Thies C, Otero Puime A, González-Montalvo JI. Registro Nacional de Fracturas de Cadera por Fragilidad. Informe Anual 2017. Madrid: RNFC. IdiPAZ, 2018.

Publications

- Salinero-Fort MA, Gómez-Campelo P, San Andrés-Rebollo FJ, Cárdenas-Valladolid J, Abanades-Herranz JC, de Santa Pau EC, Chico-Moraleja RM, Beamud-Victoria D, de Miguel-Yanes JM, Jiménez-García R, Lopez-de-Andrés A, Ramallo-Farina Y, de Burgos-Lunar C. Prevalence of depression in patients with type 2 diabetes mellitus in Spain (the DIADEMA Study): results from the MADIABETES cohort. *BMJ Open*. 2018; 8(9): e020768. Article. IF: 2.376; Q2
- Cárdenas-Valladolid J, López-de Andrés A, Jiménez-García R, de Dios-Duarte MJ, Gómez-Campelo P, de Burgos-Lunar C, San Andrés-Rebollo FJ, Abanades-Herranz JC, Salinero-Fort MA. Effectiveness of standardized nursing care plans to achieve A1C, blood pressure, and LDL-C goals

among people with poorly controlled type 2 diabetes mellitus at baseline: four-year follow-up study. *BMC Fam Pract*. 2018; 19: 125. Article. IF: 2.431; Q2

- Salinero-Fort MA, San-Andrés-Rebollo FJ, Jiménez-García R, de Miguel-Yanes JM. Body mass index and all-cause mortality among type 2 diabetes mellitus patients. *Eur J Intern Med*. 2018; 47: E28. Letter. IF: 3.66; Q1
- Lahoz C, Castillo E, Mostaza JM, de Dios O, Salinero-Fort MA, González-Alegre T, García-Iglesias F, Estirado E, Laguna F, Sánchez V, Sabin C, López S, Cornejo V, de Burgos C, Garcés C. Relationship of the adherence to a mediterranean diet and its main components with CRP levels in the spanish population. *Nutrients*. 2018; 10(3): 379. Article. IF: 4.171; Q1
- León-González R, García-Esquinas E, Paredes-Galán E, Ferrero-Martínez AI, González-Guerrero JL, Hornillos-Calvo M, Menéndez-Colino R, Torres-Torres I, Galán MC, Torrente-Carballido M, Olcoz-Chiva M, Rodríguez-Pascual C, Rodríguez-Artalejo F. Health literacy and health outcomes in very old patients with heart failure. *Rev Esp Cardiol*. 2018; 71(3): 178-84. Article. IF: 5.126; Q1
- Mostaza JM, Lahoz C, Salinero-Fort MA, Laguna F, Estirado E, García-Iglesias F, Alegre TG, Sabin C, López S, Cornejo V. Risk factors associated with the carotid intima-media thickness and plaques: ESPREDIA Study. *Clin Investig Arterioscler*. 2018; 30(2): 49-55. Article. Not Indexed
- Ramírez-Martín R, Rodríguez-Sánchez I, Moral-Cuesta D, Menéndez-Colino R, Díaz de Bustamante Ussia M, González-Montalvo JI. A survey on geriatric consultation activity in Spanish hospitals. *Rev Esp Geriatr Gerontol*. 2018; 53(6): 359-60. Article. Not Indexed
- Sáez-Lopez P, González-Montalvo JI, Ojeda-Thies C, Mora-Fernández J, Muñoz-Pascual A, Cancio J M, Tarazona F J, Pareja T, Gómez-Campelo P, Montero-Fernández N, Alarcón T, Mesa-Lampre P, Larraínzar-Gar R, Duaso E, Gil-Garay E, Díez-Pérez A, Prieto-Alhambra D, Queipo-Matas R, Otero-Puime A. Spanish National Hip Fracture Registry (SNHFR): a description of its objectives, methodology and implementation. *Rev Esp Geriatr Gerontol*. 2018; 53(4): 188-95. Article. Not Indexed
- Pérez-Rodríguez P, Condorhuan-Alvarado PY, Mauleón-Ladrero MC, Alarcón-Alarcón T, González-Montalvo JI. Changes in the perception of medical students towards Geriatrics after a clinical-teaching rotation. *Rev Esp Geriatr Gerontol*. 2018; 53(4): 241-2. Letter. Not Indexed
- Ivanov P, Moral Cuesta D, Perello Alonso M. Capgras syndrome: The delusion of impersonation. *Rev Esp Geriatr Gerontol*. 2018; 53(3): 173. Letter. Not Indexed
- Moral-Cuesta D, Rodríguez-Sánchez I, Menéndez-Colino R, Díaz-Sebastián J, Alarcón T, Martín Maestre I, González-Montalvo JI. Functional consequences of fragile pelvis fracture. Description of several cases attended by a consultation Geriatrics team. *Rev Esp Geriatr Gerontol*. 2018; 53(2): 81-4. Article. Not Indexed
- Mostaza JM, Lahoz C, Salinero-Fort MA, de Dios O, Castillo E, González-Alegre T, García-Iglesias F, Estirado E, Laguna F, Sabin C, López S, Cornejo V, de Burgos C, Sánchez V, Garcés C. R46L polymorphism in the PCSK9 gene: Relationship to lipid levels, subclinical vascular disease, and erectile dysfunction. *J Clin Lipidol*. 2018; 12(4): 1039-46. Article. IF: 3.581; Q2
- de Koning EJ, Timmermans EJ, van Schoor NM, Stubbs B, van den Kommer TN, Dennison EM, Limongi F, Castell MV, Edwards MH, Queipo R, Cooper C, Siviero P, van der Pas S, Pedersen NL, Sánchez-Martínez M, Deeg DJH, Denking MD. Within-person pain variability and mental health in older adults with osteoarthritis: An analysis across 6 European cohorts. *J Pain*. 2018; 19(6): 690-8. Article. IF: 5.424; Q1



3.4 Large System Pathologies Area



Introduction 1

Executive summary 2

Information Groups by Area 3

3.1 Neuroscience Area

3.2 Cardiovascular Area

3.3 Infectious Diseases and Immunity Area

3.4 Large System Pathologies Area

3.5 Cancer and Human Molecular Genetics Area

3.6 Surgery, Transplant and Health Technologies Area

Associated Clinicians 4

Scientific Report

2016
2017
2018

- Menéndez-Colino R, Alarcón T, Gotor P, Queipo R, Ramírez-Martín R, Otero A, González-Montalvo JI. Baseline and pre-operative 1-year mortality risk factors in a cohort of 509 hip fracture patients consecutively admitted to a co-managed orthogeriatric unit (FONDA Cohort). *Injury*. 2018; 49(3): 656-61. Article. IF: 1.834; Q2
- de Bustamante MD, Alarcón T, Menéndez-Colino R, Ramírez-Martín R, Otero A, González-Montalvo JI. Prevalence of malnutrition in a cohort of 509 patients with acute hip fracture: the importance of a comprehensive assessment. *Eur J Clin Nutr*. 2018; 72(1): 77-81. Article. IF: 3.114; Q2
- Viveros-García JC, Torres-Gutiérrez J L, Alarcón-Alarcón T, Condorhuaman-Alvarado PY, Sánchez-Rabago CJ, Gil-Garay E, González-Montalvo JI. Fragile hip fracture in Mexico: Where are we today? Where do we want to go?. *Acta Ortop Mex*. 2018; 32(6): 334-41. Review. Not Indexed

Public projects

De Burgos Lunar C. Validación de los diagnósticos de fibrilación articular, infarto agudo de miocardio, ictus y exitus registrados en la historia clínica informatizada de la atención primaria (PI13/00632).

Management centre: FIBHULP

Private projects

González Montalvo JI. Proyecto de actualización bibliográfica básica de temas de investigación, documentación, actualización y transmisión bibliográfica en sesiones conjuntas de servicio. Lundbeck España S.A. 2008-Ongoing.

Management centre: FIBHULP

González Montalvo JI. Estudio de la evolución a medio y largo plazo tras el tratamiento integral de los pacientes con fractura de cadera. Evaluación de los factores predictivos del pronóstico funcional y vital (Estudio Fonda). Conforem S.L. 2012-Ongoing.

Management centre: FIBHULP

González Montalvo JI. Herramienta gratuita, destinada a los profesionales de la salud, con el objetivo de ayudar a éstos en la planificación y elaboración

de dietas terapéuticas personalizadas para sus pacientes en riesgo nutricional y aptas para cubrir las necesidades nutricionales de estos últimos, creando, al efecto, una sede, sitio o portal web en la red internet. Nestle España S.A. 2017-Ongoing.

Management centre: FIBHULP

González Montalvo JI. Proyecto del registro nacional de fracturas de cadera por fragilidad en el anciano. Amgen S.A. 2017-Ongoing.

Management centre: FIBHULP

González Montalvo JI. Prevención secundaria de fracturas por fragilidad: descripción del tipo de pacientes y del funcionamiento de una fracture liaison service en pacientes con fractura de cadera tratados en un servicios de ortogeriatría. FIBHULP. 2018-Ongoing.

Management centre: FIBHULP

González Montalvo JI, Gómez Campelo P. Registro Nacional de Fractura de la Cadera. Estudio RNFC. Fundación Mutua Madrileña. 2018-Ongoing.

Management centre: FIBHULP





3.4 Large System Pathologies Area



Introduction 1

Executive summary 2

Information Groups by Area 3

- 3.1 Neuroscience Area
- 3.2 Cardiovascular Area
- 3.3 Infectious Diseases and Immunity Area
- 3.4 Large System Pathologies Area
- 3.5 Cancer and Human Molecular Genetics Area
- 3.6 Surgery, Transplant and Health Technologies Area

Associated Clinicians 4

Scientific Report 2016 2017 2018



Molecular Hepatology Group

Publications: 8 Impact Factor: 27.369 QI: 6

- Paloma Jara Vega.** Emérito Asistencial. Hospital Universitario La Paz
- Carmen Camarena Grande.** Médico Adjunto de Hepatología Pediátrica. Hospital Universitario La Paz
- Ángela de la Vega Bueno.** Médico Adjunto de Hepatología Pediátrica. Hospital Universitario La Paz
- María Carmen Díaz Fernández.** Jefe de Servicio de Hepatología Pediátrica. Hospital Universitario La Paz
- Esteban Frauca Remacha.** Médico Adjunto de Hepatología Pediátrica. Hospital Universitario La Paz
- Loreto Hierro Llanillo.** Jefe de Sección Hepatología Pediátrica. Hospital Universitario La Paz
- Gema Muñoz Bartolo.** Médico Adjunto de Hepatología Pediátrica. Hospital Universitario La Paz
- María Ángeles Pajares Tarancón.** Investigador Científico. CSIC
- Luiz Stark Aroeira.** Investigador Postdoctoral. Hospital Universitario La Paz
- David Vicent López.** Investigador Senior (Contrato Miguel Servet - I2). Hospital Universitario La Paz

Strategic Objective

Our research interest is focused on the study of the molecular mechanisms underlying the most severe paediatric liver disorders, namely cholestasis, which results from the impaired secretion of bile from the liver to the intestine.

As such, it represents a clinical and biochemical syndrome that is produced by a wide variety of disease processes that affect the liver. Individuals with cholestasis manifest jaundice, severe itching, malabsorption of fats and lipidsoluble vitamins and, in many cases, progressive liver damage. These clinical manifestations are due to the accumulation in blood and tissues of substances normally secreted in the bile, such as bilirubin, bile acids, and cholesterol and to the absence of bile from the intestine.

When manifested in early infancy, cholestasis is often life threatening and usually requires liver transplantation. Extrahepatic biliary atresia (EHBA), Alagille syndrome and progressive familial intrahepatic cholestasis (PFIC) constitute the main paediatric cholestatic disorders. EHBA is an enigmatic disease of unknown aetiology, characterised by a precocious and accelerated obstruction of the biliary tree. Alagille syndrome is associated with mutations in the Jag1 gene and is characterised by a paucity or absence of intrahepatic bile ducts. PFIC encompasses a heterogeneous group of autosomal recessive diseases that exhibit similar clinical features. These diseases are caused by mutations in proteins located in the canalicular membrane of the hepatocyte and in proteins involved in bile secretion, such as the bile salt



3.4 Large System Pathologies Area



Introduction 1

Executive summary 2

Information Groups by Area 3

3.1 Neuroscience Area

3.2 Cardiovascular Area

3.3 Infectious Diseases and Immunity Area

3.4 Large System Pathologies Area

3.5 Cancer and Human Molecular Genetics Area

3.6 Surgery, Transplant and Health Technologies Area

Associated Clinicians 4

Scientific Report

2016
2017
2018

export pump (BSEP; ABCB1), the phospholipid transport protein MDR3 (ABCB4) and the aminophospholipid translocase FIC1 (ATP8B1). These cholestatic disorders constitute the most common indication for liver transplantation in childhood.

Research Lines

- Molecular basis of paediatric liver diseases
- Liver Pathobiology

Research Activity

Books and book chapters

Hierro L. Protocolo de transición en Hepatología (hepatitis autoinmune y trasplante hepático). In: Navarro M, Jara P, Cobas J, Barrio I, Hierro L, Muñoz J, Ojeda JJ, Ortiz A, Prados MC. Transición de niño a adulto: ¿Cómo podemos ayudarles?. Barcelona: Ergon, 2018. p.79-85

Navarro M, Jara P, Cobas J, Barrio I, Hierro L, Muñoz J, Ojeda JJ, Ortiz A, Prados MC. Transición de niño a adulto: ¿Cómo podemos ayudarles?. Barcelona: Ergon, 2018.

Publications

- García-Martin E, Sánchez-Gómez FJ, Amo G, Menaya JG, Cordobés C, Ayuso P, Seron MCP, Blanca M, Campo P, Esguevillas G, Pajares MA, Agundez JAG, Pérez-Sala D. Asthma and allergic rhinitis associate with the rs2229542 variant that induces a p.Lys90Glu mutation and compromises AKR1B1 protein levels. *Hum Mutat.* 2018; 39(8): 1081-91. Article. IF: 4.453; Q1
- Garrido F, Pacheco M, Vargas-Martínez R, Velasco-García R, Jorge I, Serrano H, Portillo F, Vázquez J, Pajares MA. Identification of hepatic protein-protein interaction targets for betaine homocysteine S-methyltransferase. *Plos One.* 2018; 13(6): e0199472. Article. IF: 2.776; Q2
- Goldschmidt I, Karch A, Mikolajczyk R, Mutschler F, Junge N, Pfister ED, Mohring T, d'Antiga L, McKiernan P, Kelly D, Debray D, McLin V, Pawlowska J, Hierro L, Daemen K, Keil J, Falk C, Baumann U. Immune monitoring after pediatric liver transplantation - the prospective ChilSFree cohort study. *BMC Gastroenterol.* 2018; 18: 63. Article. IF: 2.252; Q3
- Indolfi G, Hierro L, Dezsofi A, Jahnel J, Debray D, Hadzic N, Czubkowski P, Gupte G, Mozer-Glassberg Y, van der Woerd W, Smets F, Verkade HJ, Fischler B. Treatment of chronic hepatitis C virus infection in children: A position paper by the hepatology committee of European Society of Paediatric Gastroenterology, Hepatology and Nutrition. *J Pediatr Gastr Nutr.* 2018; 66(3): 505-15. Article. IF: 3.015; Q1
- Mieli-Vergani G, Vergani D, Baumann U, Czubkowski P, Debray D, Dezsofi A, Fischler B, Gupte G, Hierro L, Indolfi G, Jahnel J, Smets F, Verkade HJ, Hadzic N. Diagnosis and management of pediatric autoimmune liver disease: ESPGHAN Hepatology Committee Position Statement. *J Pediatr Gastr Nutr.* 2018; 66(2): 345-60. Article. IF: 3.015; Q1

- Pajares MA, Pérez-Sala D. Mammalian sulfur amino acid metabolism: A nexus between redox regulation, nutrition, epigenetics, and detoxification. *Antioxid Redox Sign.* 2018; 29(4): 408-52. Review. IF: 5.828; Q1
- Socha P, Janczyk W, Dhawan A, Baumann U, D'Antiga L, Tanner S, Iorio R, Vajro P, Houwen R, Fischler B, Dezsofi A, Hadzic N, Hierro L, Jahnel J, McLin V, Nobili V, Smets F, Verkade HJ, Debray D. Wilson's disease in children: A position paper by the hepatology Committee of the European Society for Paediatric Gastroenterology, Hepatology and Nutrition. *J Pediatr Gastr Nutr.* 2018; 66(2): 334-44. Article. IF: 3.015; Q1.
- Vajro P, Fischler B, Burra P, Debray D, Dezsofi A, Nuzio SG, Hadzic N, Hierro L, Jahnel J, Lamireau T, McKiernan P, McLin V, Nobili V, Socha P, Smets F, Baumann U, Verkade HJ. The health care transition of youth with liver disease into the adult health system: Position paper from ESPGHAN and EASL. *J Pediatr Gastr Nutr.* 2018; 66(6): 976-90. Article. IF: 3.015; Q1

Public projects

Hierro Llanillo L. Identificación de causas genéticas y epigenéticas en enfermedades colestásicas infantiles idiopáticas (PI15/01127). ISCIII. 2016-2018.

Management centre: FIBHULP

Hierro Llanillo L. TOMOXLIVER-Estudio de la disfunción del hepatólogo desde un abordaje multidisciplinar (S2017/BMD-3817). CM. 2018-2020.

Management centre: FIBHULP

Vicent López D. Contrato de estabilización I2. ISCIII/CAM. 2008-2025.

Management centre: FIBHULP

Vicente Capa C. Contrato de técnico de apoyo. Garantía juvenil (PEJ15/BIO/TL-0238). CM. 2016-2018.

Management centre: FIBHULP

Private projects

Díaz Fernández MC. Superando barreras. Hacia una mejor calidad de vida: estado actual del trasplante pediátrico en el Hospital Infantil La Paz. Astellas Pharma S.A. 2014-Ongoing.

Management centre: FIBHULP

Hierro Llanillo L. Desarrollo de métodos de diagnóstico molecular de enfermedades hepáticas infantiles de carácter hereditario. Fundación Pfizer. 2005-Ongoing.

Management centre: FIBHULP

Hierro Llanillo L. Diagnóstico molecular de enfermedades hepáticas infantiles de carácter hereditario. Fundación ACS. 2012-Ongoing.

Management centre: FIBHULP

Hierro Llanillo L. Identificación de nuevos genes responsables de enfermedades



3.4 Large System Pathologies Area



Introduction 1

Executive summary 2

Information Groups by Area 3

3.1 Neuroscience Area

3.2 Cardiovascular Area

3.3 Infectious Diseases and Immunity Area

3.4 Large System Pathologies Area

3.5 Cancer and Human Molecular Genetics Area

3.6 Surgery, Transplant and Health Technologies Area

Associated Clinicians 4

Scientific Report

2016
2017
2018

hepáticas infantiles. Fundación ACS. 2015-Ongoing.

Management centre: FIBHULP

Jara Vega P. Estudio epidemiológico, observacional sobre el riesgo de desarrollo de síndrome linfoproliferativo en pacientes pediátricos trasplantados hepáticos, en el HULP. Roche Farma S.A. 2008-Ongoing.

Management centre: FIBHULP

Vicent López D. Caracterización clínica del nuevo factor de riesgo cardiovascular trimetilamina-N-óxido en pacientes diabéticos obesos. Sección de Endocrinología y Nutrición Severo Ochoa. 2015-Ongoing.

Management centre: FIBHULP

International projects

Hierro Llanillo ML. European reference Network on hepatological diseases. UE. 2016-2020.

Management centre: FIBHULP

Jara Vega P. ERN - TransplantChild support core systems for IT platforms services. European Union. 2018-2019.

Management centre: FIBHULP

Jara Vega P. European reference Network on transplantation in children. European Union. 2018-2019.

Management centre: FIBHULP

Clinical trials

Hierro Llanillo L. Ensayo abierto y con un solo grupo para evaluar la farmacocinética, la seguridad y la eficacia de Daclatasvir (DCV) en combinación con Sofosbuvir (SOF) en niños de entre 3 y menos de 18 años con infección por los genotipos del 1 al 6 del virus de la hepatitis crónica (HCC). Type: Clinical Trial, phase II.

HULP code: 5118. Sponsored's protocol code: AI44423.

Sponsored by: Bristol Myers Squibb International Corporation. Signed date: 07/08/2018

Hierro Llanillo L. Estudio de fase 3 aleatorizado, con doble enmascaramiento, controlado con placebo, para demostrar la eficacia y la seguridad de A4250 en niños con colestasis intrahepática familiar progresiva de tipos 1 y 2 (PEDFIC 1). Type: Clinical Trial, phase III.

HULP code: 4969. Sponsored's protocol code: A4250-005.

Sponsored by: Albireo Ab. Signed date: 17/04/2018

Hierro Llanillo L. Estudio abierto de extensión para evaluar la eficacia y la seguridad a largo plazo de A4250 en niños con colestasis intrahepática familiar progresiva de

tipo 1 y 2 (PEDFIC 2). Type: Clinical Trial, phase III.

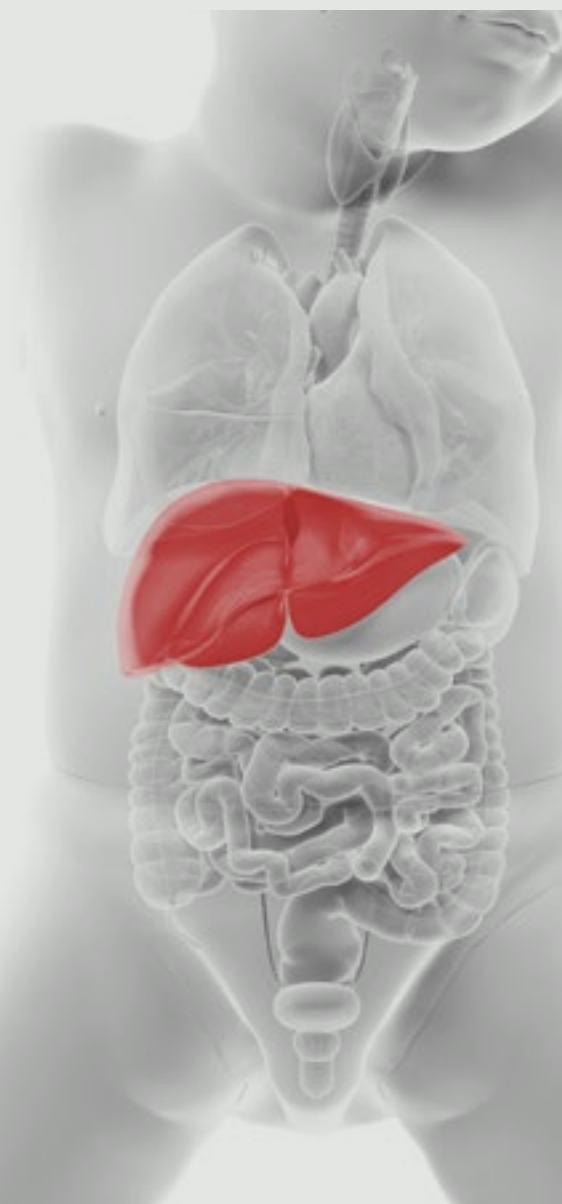
HULP code: 4970. Sponsored's protocol code: A4250-008.

Sponsored by: Albireo Ab. Signed date: 01/10/2018

Hierro Llanillo L. Estudio de fase 3 aleatorizado, con doble enmascaramiento, controlado con placebo, para demostrar la eficacia y la seguridad de A4250 en niños con colestasis intrahepática familiar progresiva de tipos 1 y 2 (PEDFIC 1). Type: Clinical Trial, phase III.

HULP code: Anexo-I 4969. Sponsored's protocol code: A4250-005.

Sponsored by: Albireo AB. Signed date: 17/09/2018





3.4 Large System Pathologies Area



Introduction 1

Executive summary 2

Information Groups by Area 3

3.1 Neuroscience Area

3.2 Cardiovascular Area

3.3 Infectious Diseases and Immunity Area

3.4 Large System Pathologies Area

3.5 Cancer and Human Molecular Genetics Area

3.6 Surgery, Transplant and Health Technologies Area

Associated Clinicians 4

Scientific Report

2016
2017
2018



Publications: **34** Impact Factor: **137.663** QI: **10**

Diagnosis and Treatment of Allergic Diseases Group

Santiago Eugenio Quirce Gancedo. Jefe de Servicio de Alergología. Hospital Universitario La Paz

María Pilar Encarnación Barranco Sanz. Facultativo Especialista de Área en Alergología. Hospital Universitario La Paz

María Teresa Boyano Martínez. Facultativo Especialista de Área en Alergología. Hospital Universitario La Paz

María Teresa Caballero Molina. Facultativo Especialista de Área en Alergología. Hospital Universitario La Paz

María Luisa Caballero Soto. Facultativo Especialista de Área en Inmunología. Hospital Universitario La Paz

Francisco Javier Contreras Porta. Facultativo Especialista de Área en Alergología. Hospital Universitario La Paz

Francisco Javier Domínguez Ortega. Facultativo Especialista de Área en Alergología. Hospital Universitario La Paz

Ana María del Carmen Fiandor Román. Jefe de Sección de Alergología. Hospital Universitario La Paz

Carmen Gómez Traseira. Facultativo Especialista de Área en Alergología. Hospital Universitario La Paz

Juan Alberto Luna Porta. Facultativo Especialista de Área en Alergología. Hospital Universitario La Paz

María Magdalena Lluch Bernal. Facultativo Especialista de Área en Alergología. Hospital Universitario La Paz

María Flora Martín Muñoz. Facultativo Especialista de Área en Alergología. Hospital Universitario La Paz

Santiago Olalde Sánchez. Facultativo Especialista de Área en Alergología. Hospital Universitario La Paz

María Pedrosa Delgado. Facultativo Especialista de Área en Alergología. Hospital Universitario La Paz

María Rosa Rodríguez Pérez. Investigador Senior (Contrato Miguel Servet - I2) Jefe de Laboratorio. Hospital Universitario La Paz

Margarita Tomás Pérez. Facultativo Especialista de Área en Alergología. Hospital Universitario La Paz

Ana María Umpiérrez Rodríguez. Facultativo Especialista de Área en Alergología. Hospital Universitario La Paz

Strategic Objective

These group members are specialists in various areas of allergic diseases, which enable them to perform clinical studies and basic research on the main allergic diseases (food allergies, asthma and rhinitis, urticaria/ angioedema and drug allergies). The group's strategic research objectives include:

- The development of new techniques to improve the diagnosis of food allergies by determining the molecular sensitisation profile
- The treatment of food allergies with oral desensitisation protocols



3.4 Large System Pathologies Area



Introduction 1

Executive summary 2

Information Groups by Area 3

3.1 Neuroscience Area

3.2 Cardiovascular Area

3.3 Infectious Diseases and Immunity Area

3.4 Large System Pathologies Area

3.5 Cancer and Human Molecular Genetics Area

3.6 Surgery, Transplant and Health Technologies Area

Associated Clinicians 4

Scientific Report

2016
2017
2018

- The study of hyperresponsiveness and airway inflammation in asthma, as well as the role of allergen exposure and comorbidities in this disease
- The study of the pathogenesis and treatment of eosinophilic diseases of the airways (eosinophilic bronchitis) and the gastrointestinal tract (eosinophilic oesophagitis)
- The characterisation of various types of angioedema caused by Bradykinin (hereditary and acquired) and improvements in their diagnosis and treatment
- Research on the epidemiology and pathomechanisms of severe adverse reactions caused by immune hypersensitivity reactions to drugs

Research Lines

- Food allergy (milk, egg, fruit, cereals): molecular diagnosis (by allergenic components) and treatment with oral desensitisation
- Epidemiology, physiopathology, diagnosis and treatment of angioedema and urticaria
- Studies on bronchial hyperresponsiveness to direct and indirect agents and airway inflammation
- Eosinophilic diseases of the respiratory tract (eosinophilic bronchitis) and digestive system (eosinophilic esophagitis)
- Persistent and difficult to control asthma: study on the influence of common and occupational allergens, comorbidities and new therapies
- Aspirin-exacerbated respiratory disease (AERD): inflammatory markers and desensitisation protocol
- Adverse immunologic reactions to drugs: study on the cellular and molecular mechanisms involved
- Molecular basis of allergy: characterization of allergens and modulating factors of allergenicity. Novel allergy biomarkers: microRNAs and mRNAs. Seeking the differences of specific IgE between allergic patients and asymptomatic individuals

Research Activity

Books and book chapters

Domínguez Ortega J. Inhaladores de cartucho presurizado. In: Plaza Moral V, Giner Donaire J. GEMA inhaladores: terapia inhalada, fundamentos, dispositivos y aplicaciones prácticas. Madrid: Luzán 5, 2018. p.27-33

Domínguez Ortega J. Inhaladores para el lactante y el niño. In: Plaza Moral V, Giner Donaire J. GEMA inhaladores: terapia inhalada, fundamentos, dispositivos y aplicaciones prácticas. Madrid: Luzán 5, 2018. p.63-6

Domínguez Ortega J. Módulo 3: situaciones especiales. Niños y adolescentes. In: Plaza Moral V, Giner Donaire J. Programa de educación en asma para enfermería. Madrid: Luzán 5, 2018. p.7-14

Domínguez Ortega J. Módulo 3: situaciones especiales. Alergia. In: Plaza Moral V, Giner Donaire J. Programa de educación en asma para enfermería. Madrid: Luzán 5, 2018. p.1-6

Publications

- Bermejo EM, Caballero T, López-Trascasa M, Peregrín PC, Herrera JG. Acquired angioedema with anti-C1-inhibitor autoantibodies during assisted reproduction techniques. *J Invest Allerg Clin.* 2018; 28(1): 62-4. Editorial Material. IF: 3.802; Q2
- Bernstein DI, Lummus ZL, Kesavalu B, Yao JB, Kottyan L, Miller D, Cartier A, Cruz MJ, Lemiere C, Munoz X, Quirce S, Tarlo S, Sastre J, Boulet LP, Weirauch MT, Kaufman K. Genetic variants with gene regulatory effects are associated with diisocyanate-induced asthma. *J Allergy Clin Immunol.* 2018; 142(3): 959-69. Article. IF: 14.11; D1
- Bobolea I, del Pozo V, Sanz V, Cabañas R, Fiandor A, Alfonso-Carrillo C, Salcedo MA, Revuelto RH, Quirce S. Aspirin desensitization in aspirin-exacerbated respiratory disease: New insights into the molecular mechanisms. *Resp Med.* 2018; 143: 39-41. Article. IF: 3.237; Q2
- Bogoi RN, de Pablo A, Valencia E, Martín-Carbonero L, Moreno V, Vilchez-Rueda HH, Asensi V, Rodríguez R, Toledano V, Rodes B. Expression profiling of chromatin-modifying enzymes and global DNA methylation in CD4+T cells from patients with chronic HIV infection at different HIV control and progression states. *Clin Epigenetics.* 2018; 10:20. Article. IF: 5.496; Q1
- Cabañas R, Calderón O, Ramírez E, Fiandor A, Caballero T, Heredia R, Herranz P, Madero R, Quirce S, Bellón T. Sensitivity and specificity of the lymphocyte transformation test in drug reaction with eosinophilia and systemic symptoms causality assessment. *Clin Exp Allergy.* 2018; 48(3): 325-33. Article. IF: 4.471; Q2
- Canas JA, Sastre B, Rodrigo-Muñoz JM, Fernández-Nieto M, Barranco P, Quirce S, Sastre J, del Pozo V. Eosinophil-derived exosomes contribute to asthma remodelling by activating structural lung cells. *Clin Exp Allergy.* 2018; 48(9): 1173-85. Article. IF: 4.471; Q2
- Castellanos M, Torres-Pardo A, Rodríguez-Pérez R, Gasset M. Amyloid assembly endows gad M I with biomineralization properties. *Biomolecules.* 2018; 8(1): e13. Article. IF: 4.694; Q1
- Comán I, Barranco P, Quirce S. Occupational asthma caused by high- and low-molecular weight agents in an auto body worker. *Ann Allerg Asthma Im.* 2018; 120(6): 669-70. Letter. IF: 3.56; Q2
- Comán I, Pola-Bibián B, Barranco P, Vila-Nadal G, Domínguez-Ortega J, Romero D, Villasante C, Quirce S. Bronchiectasis in severe asthma clinical features and outcomes. *Ann Allerg Asthma Im.* 2018; 120(4): 409-13. Article. IF: 3.56; Q2
- Corcuera MT, Rodríguez-Bobada C, Zuloaga J, Gómez-Aguado F, Rodríguez-Pérez R, Mendizábal A, González P, Arias-Díaz J, Caballero ML. Exploring tumourigenic potential of the parasite *Anisakis*: a pilot study. *Parasitol Res.* 2018; 117(10): 3127-36. Article. IF: 2.067; Q2
- Dávila I, Domínguez-Ortega J, Navarro-Pulido A, Alonso A, Antolín-Amerigo D, González-Mance-



3.4 Large System Pathologies Area



Introduction 1

Executive summary 2

Information Groups by Area 3

3.1 Neuroscience Area

3.2 Cardiovascular Area

3.3 Infectious Diseases and Immunity Area

3.4 Large System Pathologies Area

3.5 Cancer and Human Molecular Genetics Area

3.6 Surgery, Transplant and Health Technologies Area

Associated Clinicians 4

Scientific Report

2016
2017
2018

bo E, Martín-García C, Núñez-Acevedo B, Prior N, Reche M, Rosado A, Ruiz-Hornillos J, Sánchez MC, Torrecillas M. Consensus document on dog and cat allergy. *Allergy*. 2018; 73(6): 1206-22. Review. IF: 6.771; Q1

- Entrala A, Domínguez-Ortega J, González-Muñoz M, Fiandor A, Quirce S. Usefulness of the basophil activation test to confirm beer allergy. *J Invest Allerg Clin*. 2018; 28(4): 279-80. Editorial Material. IF: 3.802; Q2
- Esteban-Gorgojo I, Antolín-Amerigo D, Domínguez-Ortega J, Quirce S. Non-eosinophilic asthma: current perspectives. *J Asthma Allergy*. 2018; 11: 267-81. Review. IF: 4.694; Q1
- Grabenhenrich LB, Reich A, McBride D, Sprikkelman A, Roberts G, Grimshaw KEC, Fiocchi AG, Saxoni-Papageorgiou P, Papadopoulos NG, Fiandor A, Quirce S, Kowalski ML, Sigurdardottir ST, Dubakiene R, Hourihane JOB, Rosenfeld L, Niggemann B, Keil T, Beyer K. Physician's appraisal vs documented signs and symptoms in the interpretation of food challenge tests: The EuroPrevall birth cohort. *Pediatr Allerg Immunol*. 2018; 29(1): 58-65. Article. IF: 4.654; D1
- Ibáñez MD, del Río PR, Lasa EM, Joral A, Ruiz-Hornillos J, Muñoz C, Traseira CG, Escudero C, Rivera JMO, Garriga-Baraut T, González-de-Olano D, Rosado A, Sánchez-García S, Bustamante SP, Vilchez MAP, Montano PP, Morillo RC, Iglesia EM, Vila AF, Valbuena T, López-Patino A, Martorell A, Sastre J, Audicana MT. Prospective assessment of diagnostic tests for pediatric penicillin allergy from clinical history to challenge tests. *Ann Allerg Asthma Im*. 2018; 121(2): 235-44. Article. IF: 3.56; Q2
- Lluncor M, Pedrosa M, Cancelliere N, Rivero-Paparoni D, Burgos A, Fiandor A, Pagola MJ, Quirce S, Caballero T. Molecular sensitization profile according to proton pump inhibitor response in patients with esophageal eosinophilia. *J Invest Allerg Clin*. 2018; 28(5): 354-8. Article. IF: 3.802; Q2
- Lumry WR, Craig T, Zuraw B, Longhurst H, Baker J, Li HH, Bernstein JA, Anderson J, Riedl MA, Manning ME, Keith PK, Levy DS, Caballero T, Banerji A, Gower RG, Farkas H, Lawo JP, Pragst I, Machnig T, Watson DJ. Health-related quality of life with subcutaneous C1-inhibitor for prevention of attacks of hereditary angioedema. *J Allergy Clin Immunol Pract*. 2018; 6(5): 1733-41. Article. IF: 7.55; D1
- Marqués-Mejías MA, Barranco P, Laorden D, Romero D, Quirce S. Worsening of severe asthma due to menstruation and sensitization to albumins. *J Invest Allerg Clin*. 2018; 28(5): 330-2. Article. IF: 3.802; Q2
- Monge-Ortega OP, Cabañas R, Fiandor A, Domínguez-Ortega J, González-Muñoz M, Quirce S, Lluch-Bernal M, Bellón T. Overlap between DRESS syndrome and exanthema induced by sulfadiazine in a patient treated with sulfamethoxazole: Utility of the lymphocyte transformation test for identification of the culprit drug. *J Invest Allerg Clin*. 2018; 28(2): 132-4. Editorial Material. IF: 3.802; Q2
- Muñoz X, Álvarez-Puebla MJ, Arismendi E, Arochena L, Ausin MD, Barranco P, Bobolea I, Canas JA, Cardaba B, Crespo A, del Pozo V, Domínguez-Ortega J, Fernández-Nieto MD, Giner J, González-Barcala FJ, Luna JA, Mullol J, Ojanguren I, Olaguibel JM, Picado C, Plaza V, Quirce S, Ramos D, Rial M, Romero-Mesones C, Salgado FJ, San-José ME, Sánchez-Díez S, Sastre B, Sastre J, Soto L, Torrejón M, Urnádóz M, Valdés L, Valero A, Cruz MJ. The MEGA Project: A study of the mechanisms involved in the genesis and disease course of asthma. Asthma cohort creation and long-term follow-up. *Arch Bronconeumol*. 2018; 54(7): 378-85. Article. IF: 4.214; Q1

- Pascal M, Pérez-Gordo M, Caballero T, Escribese MM, Longo MNL, Luengo O, Manso L, Matheu V, Seoane E, Zamorano M, Labrador M, Mayorga C. Microbiome and allergic diseases. *Front Immunol*. 2018; 9: 1584. Review. IF: 4.716; Q2
- Plaza V, Cosío BG, Entrenas LM, Olaguibel JM, de Llano LP, Quirce S. The role of FENO in the diagnosis and control of asthma. Expert multidisciplinary group debate during the asthma meeting point 2017. *Arch Bronconeumol*. 2018; 54(4): 237-8. Letter. IF: 4.214; Q1
- Pola-Bibián B, Domínguez-Ortega J, Vila-Nada G, Entrala A, González-Cavero L, Barranco P, Cancelliere N, Diaz-Almirón M, Quirce S. Predictors of asthma relapse in patients who attended an emergency department. *Allergy Asthma Proc*. 2018; 39(4): 292-8. Article. IF: 2.124; Q3
- Quirce S, Antolín-Amérgo D, Domínguez-Ortega J. 'Hidden' occupational allergens such as additives. *Curr Opin Allergy Clin*. 2018; 18(2): 67-72. Review. IF: 3.014; Q3
- Quirce S, Vandenplas O, Campo P, Cruz MJ, de Blay F, Koschel D, Moscató G, Pala G, Raulf M, Sastre J, Siracusa A, Tarlo SM, Walusiak-Skorupa J, Cormier Y. Occupational hypersensitivity pneumonitis: an EAAACI position paper. *Allergologie*. 2018; 41(10): 449-69. Article. IF: 0.15; Q4
- Raulf M, Quirce S, Vandenplas O. Addressing molecular diagnosis of occupational allergies. *Curr Allergy Asthma R*. 2018; 18(1): 6. Review. IF: 3.982; Q2
- Ruethers T, Raith M, Sharp MF, Koeberl M, Stephen JN, Nugraha R, Le TTK, Quirce S, Nguyen HXM, Kamath SD, Mehr SS, Campbell DE, Bridges CR, Taki AC, Swoboda I, Lopata AL. Characterization of Rask I a novel major allergen in Indian mackerel and identification of parvalbumin as the major fish allergen in 33 Asia-Pacific fish species. *Clin Exp Allergy*. 2018; 48(4): 452-63. Article. IF: 4.471; Q2
- Ruiz-Baques A, Contreras-Porta J, Marqués-Mejías M, Rebollo JMC, Torres FC, Pla MNA, Santisteban AZ, Chivato T. Evaluation of an online educational program for parents and caregivers of children with food allergies. *J Invest Allerg Clin*. 2018; 28(1): 37-41. Article. IF: 3.802; Q2
- Salmerón PP, Romero JD, Ortega JD, Horrillo ML, Gutiérrez FJA, Moragón EM, Moral VP, Rodríguez CA, Franco JM. Management of asthma in the emergency department: a consensus statement. *Emergencias*. 2018; 30(4): 268-78. Article. IF: 3.35; Q1
- Sánchez-Jareño M, Cabañas R, Caballero T. Management of pregnancy in hereditary angioedema. *Allergy, Asthma, Immunology*. 2018; 23(4): 186-92. Article. Not Indexed
- Tomás-Pérez M, Entrala A, Bartolomé B, Caballero ML, Quirce S. Dermatitis caused by ingestion of Chia Seeds. *J Invest Allerg Clin*. 2018; 28(1): 46-7. Editorial Material. IF: 3.802; Q2
- Tomas-Pérez M, González-Cavero L, Domínguez-Ortega J. Study on immunotherapy safety: clinical practice in allergy outpatient care. *Rev Alerg Mex*. 2018; 65(4): 357-61. Article. Not Indexed
- Zanichelli A, Azin GM, Cristina F, Vacchini R, Caballero T. Safety, effectiveness, and impact on quality of life of self-administration with plasma-derived nanofiltered C1 inhibitor (Beriner (R)) in patients with hereditary angioedema: the SABHA study. *Orphanet J Rare Dis*. 2018; 13: 51. Article. IF: 3.687; Q2
- Zanichelli A, Magerl M, Longhurst HJ, Aberer W, Caballero T, Bouillet L, Bygum A, Grumach AS, Botha J, Andresen I, Maurer M. Improvement in diagnostic delays over time in patients with hereditary angioedema: findings from the Icatibant Outcome Survey. *Clin Transl Allergy*. 2018; 8: 42. Letter. IF: 4.232; Q2



3.4 Large System Pathologies Area



Introduction

1

Executive summary

2

Information Groups by Area

3

3.1 Neuroscience Area

3.2 Cardiovascular Area

3.3 Infectious Diseases and Immunity Area

3.4 Large System Pathologies Area

3.5 Cancer and Human Molecular Genetics Area

3.6 Surgery, Transplant and Health Technologies Area

Associated Clinicians

4

Scientific Report

2016
2017
2018

Public projects

Caballero Molina MT. Nuevos biomarcadores en enfermedades mediadas por el sistema del complemento (PI15/00255). ISCIII. 2016-2019.

Management centre: FIBHULP

Quirce Gancedo S. Towards precision medicine in the study of risk factors and triggers of asthma (PREMEDAS). CIBERES. 2017-2019.

Management centre: Hospital Valle Hebrón

Rodríguez Pérez MR. Contrato Miguel Servet II (CPII13/00022). ISCIII/CAM. 2014-2025.

Management centre: FIBHULP

Private projects

Caballero Molina MT. Curso teórico-práctico de formación en investigación en angioedema. Shire Pharmaceuticals Ibérica S.L. 2017-Ongoing.

Management centre: FIBHULP

Caballero Molina MT. Development and trans-cultural validation of an international specific questionnaire (IHAE-QOL) for assessment of health related quality of life in adult patients with hereditary angioedema due to C1 inhibitor deficiency (HAE) and quality of life study (DTV-IHAE-QOL). Hereditary Angio-Edema In. 2009-Ongoing.

Management centre: FIBHULP

Domínguez Ortega FJ. Asesoramiento para el diseño del estudio clínico "ensayo clínico prospectivo multicéntrico aleatorizado de doble simulación controlado con placebo de búsqueda de la dosis más eficaz para el tratamiento de rinitis/rinoconjuntivitis por alergia frente al polen gramíneas. Inmunotek. 2015-Ongoing.

Management centre: FIBHULP

Domínguez Ortega FJ. Conocimientos básicos en patología alérgica para un médico residente e investigadores de Hospital Universitario La Paz. Glaxosmithkline S.A. 2017-Ongoing.

Management centre: FIBHULP

Quirce Gancedo SE. II Jornadas científicas sobre conocimientos básicos en patología alérgica para un médico residente e investigadores del Hospital Universitario La Paz. Glaxosmithkline S.A. 2018-Ongoing.

Management centre: FIBHULP

Quirce Gancedo SE. New findings in asthma, allergy and atopic dermatitis. Omnix Pharma S.L. 2018-Ongoing.

Management centre: FIBHULP

Quirce Gancedo SE. Relación entre asma y obesidad en la población española mayor o igual a 18 años. Novartis Farmaceutica S.A. 2009-Ongoing.

Management centre: FIBHULP

Quirce Gancedo SE. Sesiones en investigación del diagnóstico molecular como herramienta de identificación de perfiles de respuesta en pacientes con enfermedad respiratoria alérgica y alergia a alimentos. Thermo Fisher Diagnostics SLU. 2017-Ongoing.

Management centre: FIBHULP

Rodríguez Pérez MR. Evaluación de la capacidad alérgica de productos alimentarios mediante test de activación de basófilos y sensibilización cutánea con alimentos. Angulas Aguinaga S.A.U. 2018-Ongoing.

Management centre: FIBHULP

International projects

Quirce Gancedo S. E-PHOCAS (PHenotyping of Occupational Asthma). EAACI (European Academy of Allergy and Clinical Immunology). 2016-2020.

Management centre: University Hospital of Strasbourg

Clinical trials

Caballero Molina MT. BCX7353-302: un estudio fase 3, aleatorizado, doble ciego, controlado con placebo, de grupos paralelos para evaluar la eficacia y seguridad de dos dosis diferentes de BCX7353 como tratamiento oral para la prevención de ataques en pacientes con angioedema. Type: Clinical Trial, phase III.

HULP code: 4984. Sponsored's protocol code: BCX7353-302.

Sponsored by: Biocryst Pharmaceuticals Inc. Signed date: 16/05/2018

Caballero Molina MT. BCX7353-204: estudio abierto para evaluar la seguridad a largo plazo de BCX7353 oral diario en pacientes con angioedema hereditario tipso I y II. Type: Clinical Trial, phase II.

HULP code: 4993. Sponsored's protocol code: BCX7353-204.

Sponsored by: Biocryst Pharmaceuticals Inc. Signed date: 05/02/2018

Barranco Sanz MPE. Estudio observacional prospectivo para evaluar la carga médica y su asociación al uso de corticosteroides orales en pacientes con asma grave en España. Estudio Levante. Type: EPA-SP.

HULP code: PI-3046. Sponsored's protocol code: PI-3046 EPA-SP AST-COR-2017-02 Y D3250R00031.

Sponsored by: Astrazeneca Farmaceutica Spain S.A. Signed date: 08/02/2018

Caballero Molina MT. Registro de pacientes de Firazyf-IOS (Icatibant Outcome Survey). Type: EPA-LA.

HULP code: Anexo-III 3080. Sponsored's protocol code: IOS.

Sponsored by: Shire Pharmaceuticals Iberica S.L. Signed date: 20/09/2018



3.4 Large System Pathologies Area



Introduction 1

Executive summary 2

Information Groups by Area 3

3.1 Neuroscience Area

3.2 Cardiovascular Area

3.3 Infectious Diseases and Immunity Area

3.4 Large System Pathologies Area

3.5 Cancer and Human Molecular Genetics Area

3.6 Surgery, Transplant and Health Technologies Area

Associated Clinicians 4

Scientific Report

2016
2017
2018

Quirce Gancedo SE. Registro de pacientes con asma grave no controlada (Gema-Data). Type: EPA-SP.

HULP code: PI-3232. Sponsored's protocol code: VPM-SAL-2017-01.

Sponsored by: Fundación Española del Pulmón. SEPAR. Signed date: 18/05/2018

Gómez Traseira C. Efecto de la intervención 'Escalera de la leche' en el desarrollo de tolerancia y en el reconocimiento de epitopos de células B en niños alérgicos a proteínas de leche de vaca. Type: Producto Alimentario.

HULP code: PI-3274. Sponsored's protocol code: PI-3274.

Sponsored by: Fundación para la Investigación Biomédica del Hospital Clínico San Carlos. Signed date: 21/06/2018

Domínguez Ortega FJ. Estudio piloto sobre el control del asma en pacientes con rinitis alérgica a polen de gramíneas tratados con inmunoterapia sublingual de 5 graminéas (Staloral®) vs placebo. 5 graps. Type: Clinical Trial, phase III.

HULP code: Anexo-I 4284. Sponsored's protocol code: DOM-STA-2014-01.

Sponsored by: Stallergenes Iberica S.A. Signed date: 10/01/2018

Patents and trademarks

Valenta R, Constantin C, Quirce Gancedo, SE, inventors; Phadia AB, assignee. Novel wheat allergens. PCT/SE2008/051377, EP2225266, US2010305049, AU2008330230, CA2707190, CN101932597, JP2011505134, RU2010126590; 2007 November 30.

Caballero Molina MT, Prior Gómez N, Remor Bitencourt EA, authors, FIBHULP, assignee. Brand name: HAE-QoL HEREDITARY ANGIOEDEMA QUALITY OF LIFE. CM 13.083.068; 2014 July 15.

HAE-QoL
HEREDITARY ANGIOEDEMA QUALITY OF LIFE

Sánchez Herreros R, Martínez Fernández J, Castro Morera A, Gasset Vega M, Rodríguez Pérez RM, Pedrosa Delgado M, Quirce Gancedo S, inventors; FIBHULP, CSIC, assignees. Food allergen extracts and methods of producing and using the same. EPI6382413.9 (Publication Number pending); 2016 September 06.

del Pozo Abejón V, Sastre Dominguez J, Rodrigo-Muñoz JM, Sastre Turrión B, Quirce Gancedo S, Cañas Mañas JA, inventors; FIISFJD, Centro de Investigación Biomédica en Red (CIBER), FIBHULP, Fundación Conchita Rábago de Jiménez Díaz, assignees. In vitro method for identifying severity levels in bronchial asthma patients. P201730739; 2017 May 29.





3.4 Large System Pathologies Area



Introduction 1

Executive summary 2

Information Groups by Area 3

3.1 Neuroscience Area

3.2 Cardiovascular Area

3.3 Infectious Diseases and Immunity Area

3.4 Large System Pathologies Area

3.5 Cancer and Human Molecular Genetics Area

3.6 Surgery, Transplant and Health Technologies Area

Associated Clinicians 4

Scientific Report

2016
2017
2018



Publications: 7 Impact Factor: 11.959 QI: 1

Gynecologic Oncology Group

Ignacio Zapardiel Gutiérrez. Subdirector Científico de IdiPAZ. Facultativo Especialista de Área en Ginecología y Obstetricia. Unidad de Ginecología Oncológica Hospital Universitario La Paz. Profesor Asociado Facultad de Medicina. Universidad Autónoma de Madrid

Diana Alecsandru Danceanu. Médico Especialista en Inmunología. IWI Madrid

Covadonga Álvarez López. Facultativo Especialista de Área en Ginecología y Obstetricia. Hospital Universitario La Paz

Ónica María Armijo Suárez. Facultativo Especialista de Área en Ginecología y Obstetricia. Unidad de Reproducción Asistida. Hospital Universitario La Paz

María Cerrillo Martínez. Ginecóloga Especialista en Reproducción Humana. IWI Madrid

María Dolores Diestro Tejada. Facultativo Especialista de Área en Ginecología y Obstetricia. Unidad de Ginecología Oncológica. Hospital Universitario La Paz

Juan Antonio García Velasco. Profesor Titular. Universidad Rey Juan Carlos

Cristina González Benítez. Facultativo Especialista de Área en Ginecología y Obstetricia. Hospital Universitario La Paz

Alicia Hernández Gutiérrez. Facultativo Especialista de Área en Ginecología y Obstetricia. Unidad de Ginecología Oncológica. Hospital Universitario La Paz. Profesor Asociado Facultad de Medicina. Universidad Autónoma de Madrid

María Josefa Herrera de la Muela. Facultativo Especialista de Área en Ginecología y Obstetricia. Unidad de Patología Mamaria. Hospital Universitario La Paz

Ana López Carrasco. Facultativo Especialista de Área en Ginecología y Obstetricia. Hospital Universitario La Paz

Israel Ortega Sánchez. Coordinador del Departamento Internacional. IWI Madrid

Margarita Sánchez-Pastor Ruiz. Facultativo Especialista de Área en Ginecología y Obstetricia. Hospital Universitario La Paz. Profesor Asociado Facultad de Medicina. Universidad Autónoma de Madrid

María Serrano Velasco. Facultativo Especialista de Área en Ginecología y Obstetricia. Hospital Universitario La Paz

María Elisa Varela Sanz. Investigadora Postdoctoral. Centro Nacional de Investigaciones Oncológicas

Strategic Objective

The main objective of our group is to study all aspects related to gynaecologic malignancies. It includes from diagnosis to treatment and follow-up. For the next years we will focus our research on the malignancies affecting female uterus, including cervical and endometrial cancer as well as uterine sarcomas.

We will develop at least two stable and comprehensive specific research lines trying to pay attention to molecular aspects as well as clinical features of the Gynaecological cancers. But we will support the rest of aspects of the subspecialty



3.4 Large System Pathologies Area



Introduction 1

Executive summary 2

Information Groups by Area 3

3.1 Neuroscience Area

3.2 Cardiovascular Area

3.3 Infectious Diseases and Immunity Area

3.4 Large System Pathologies Area

3.5 Cancer and Human Molecular Genetics Area

3.6 Surgery, Transplant and Health Technologies Area

Associated Clinicians 4

Scientific Report

2016
2017
2018

Research Lines

- Evaluation, treatment and surgery of oncologic diseases in gynecology
- Pelvic floor reconstructive surgery
- Molecular disorders in preeclampsia, placenta and other obstetrical diseases

Research Activity

Publications

- Coronado PJ, Rychlik A, Martínez-Maestre MA, Baquedano L, Fasero M, García-Arreza A, Morales S, Lubián DM, Zapardiel I. Role of lymphadenectomy in intermediate-risk endometrial cancer: a matched-pair study. *J Gynecol Oncol.* 2018; 29(1): e1. Article. IF: 2.914; Q1
- de-la-Noval BD, Tejeda MDD, Yébenes L, Zapardiel I, Gutiérrez AH, García JD. Recurrent endometriosis following tibolone hormone replacement therapy after mucinous ovarian carcinoma. *Eur J Gynaecol Oncol.* 2018; 39(2): 310-3. Article. IF: 0.245; Q4
- Díaz de la Noval B, Frías Aldeguer L, Leal García MA, García López E, Díaz Almiron M, Herrera de la Muela M. Increasing survival of metastatic breast cancer through locoregional surgery. *Minerva Ginecol.* 2018; 70(1): 44-52. Article. Not Indexed
- Ferrón G, de Santiago J, Querleu D, Martínez A, Ángeles MA, Boulet B, Guyon F, Zapardiel I. Left lateral endosurgical extraperitoneal total hysterectomy with para-aortic and pelvic lymphadenectomy: A novel approach for the obese patient with endometrial cancer. *J Minim Invas Gyn.* 2018; 25(4): 730-6. Article. IF: 2.414; Q2
- La Russa M, Zapardiel I, Halaska MJ, Zalewski K, Laky R, Dursun P, Lindquist D, Sukhin V, Polterauer S, Billatis I. Conservative management of endometrial cancer: a survey amongst European clinicians. *Arch Gynecol Obstet.* 2018; 298(2): 373-80. Article. IF: 2.199; Q2
- Minig L, Fagotti A, Scambia G, Salvo G, Patrono MG, Haidopoulos D, Zapardiel I, Domingo S, Sotiropoulou M, Chisholm G, Ramírez PT. Incidence of lymph node metastases in women with low-risk early cervical cancer (< 2 cm) without lymph-vascular invasion. *Int J Gynecol Cancer.* 2018; 28(4): 788-93. Article. IF: 1.746; Q3
- Padilla-Iserte P, Minig L, Zapardiel I, Chiva L, Laky R, de Santiago J. Current situation in gynecological oncology training in Spain: where we are and where we want to go. *Clin Transl Oncol.* 2018; 20(4): 517-23. Article. IF: 2.441; Q3

Private projects

Hernández Gutiérrez A. Convocatoria interna Jesús Antolin Garcíarena 2018 - Contrato Emanuela Spagnolo. Fundación para la Investigación Biomédica Hospital Universitario La Paz. 2018-Ongoing.

Management centre: FIBHULP

Hernández Gutiérrez A. Factores inmunológicos en la transformación maligna de

la endometriosis. Fundación para la Investigación Biomédica Hospital Universitario La Paz. 2018-Ongoing.

Management centre: FIBHULP

Herrera de la Muela MJ. Calidad de vida y satisfacción con la cirugía en mujeres con cáncer de mama con reconstrucción postmastectomía: Estudio BreCar (Breast Cancer Reconstruction Study). Fundación para la Investigación Biomédica Hospital Universitario La Paz. 2015-Ongoing.

Management centre: FIBHULP

Muñoz Muñoz MM. Actualización en patología del suelo pélvico: de la investigación a la clínica (10ª edición). Astellas Pharma S.A. 2017-Ongoing.

Management centre: FIBHULP

Zapardiel Gutiérrez I. Curso de investigación en laparoscopia ginecológica avanzada en cadáveres. Stakeholders. 2013-Ongoing.

Management centre: FIBHULP

Zapardiel Gutiérrez I. Evaluación del antígeno epididimal humano -HE4 - en el diagnóstico diferencial y seguimiento de la endometriosis superficial y profunda. Abbott Laboratories S.A. 2012-Ongoing.

Management centre: FIBHULP

Zapardiel Gutiérrez I. III Curso de investigación en laparoscopia avanzada en cadáveres. Karl Storz Endoscopia Iberica S.A. 2015-Ongoing.

Management centre: FIBHULP

Zapardiel Gutiérrez I. Ultraestadificación molecular ganglio centinela en cáncer de cérvix: mRNA e6/e7 hpv. Fundación para la Investigación Biomédica Hospital Universitario La Paz. 2013-Ongoing.

Management centre: FIBHULP

Clinical trials

Hernández Gutiérrez A. Seguridad y beneficios del dispositivo de captura de células tumorales metastásicas en pacientes con cáncer de ovario avanzado. Type: Producto Sanitario.

HULP code: Anexo-I 4723. Sponsored's protocol code: MTRAP-2016-01.

Sponsored by: Mtrap Inc. Signed date: 20/12/2018

López Carrasco A. Estudio aleatorizado, controlado con placebo, doble ciego, de grupos paralelos, multicéntrico, de dosis-respuesta para evaluar la eficacia y seguridad de diferentes dosis orales de BAY 1128688 en mujeres con endometriosis sintomática durante un tratamiento. Type: Clinical Trial, phase II.

HULP code: Anexo-I 4904. Sponsored's protocol code: BAY 1128688/17472.

Sponsored by: Bayer AG. Signed date: 18/09/2018



3.4 Large System Pathologies Area



Introduction 1

Executive summary 2

Information Groups by Area 3

- 3.1 Neuroscience Area
- 3.2 Cardiovascular Area
- 3.3 Infectious Diseases and Immunity Area
- 3.4 Large System Pathologies Area**
- 3.5 Cancer and Human Molecular Genetics Area
- 3.6 Surgery, Transplant and Health Technologies Area

Associated Clinicians 4

Scientific Report
2016
2017
2018

López Carrasco A. Estudio aleatorizado, doble ciego, de grupos paralelos, multicéntrico y de fase IIB para evaluar la eficacia y seguridad de dos dosis diferentes de Vilaprisán (BAY 1002670) frente a placebo en mujeres con endometriosis sintomática. Type: Clinical Trial, phase II.

HULP code: 5079. Sponsored's protocol code: BAY1002670/15792.
Sponsored by: Bayer AG. Signed date: 25/09/2018

Patents and trademarks

Zapardiel Gutiérrez I, de Santiago García J, inventors; FIBHULP, assignee. Laparoscopic surgical instrument. P201230950, PCT/ES2013/000139; 2012 June 18.

Zapardiel Gutiérrez I, de Santiago García J, inventors; FIBHULP, assignee. Surgical device. P201330532, PCT/ES2014/070277; 2013 April, 15.





3.4 Large System Pathologies Area



Introduction 1

Executive summary 2

Information Groups by Area 3

3.1 Neuroscience Area

3.2 Cardiovascular Area

3.3 Infectious Diseases and Immunity Area

3.4 Large System Pathologies Area

3.5 Cancer and Human Molecular Genetics Area

3.6 Surgery, Transplant and Health Technologies Area

Associated Clinicians 4

Scientific Report

2016
2017
2018



Patient Blood Management Group

Publications: 23 Impact Factor: 59.097 QI: 7

Manuel Quintana Díaz. Facultativo Especialista de Área en Medicina Intensiva. Hospital Universitario La Paz. Profesor Asociado Facultad de Medicina. Universidad Autónoma de Madrid

María José Alcaide Martín. Facultativo Especialista de Área en Análisis Clínicos. Tutora de residentes de Análisis Clínicos. Hospital Universitario La Paz

Sara Fabra Cadenas. Facultativo Especialista de Área en Medicina Familiar y Comunitaria. Hospital Universitario La Paz

Pilar Fernández Calle. Facultativo Especialista de Área en Análisis Clínicos. Coordinadora de Calidad de Análisis Clínicos. Hospital Universitario La Paz

José Antonio García Erce. Facultativo Especialista de Área en Hematología. Hospital San Jorge de Huesca

Milagros Martí de Gracia. Facultativo Especialista de Área en Radiodiagnóstico. Jefe de Sección de Radiología de Urgencias. Hospital Universitario La Paz

Ana María Martínez Virto. Facultativo Especialista de Área en Medicina Familiar y Comunitaria. Coordinadora Adjunta de Urgencias. Hospital Universitario La Paz

Paloma Oliver Sáez. Facultativo Especialista de Área en Análisis Clínicos. Tutora de residentes de Análisis Clínicos. Hospital Universitario La Paz

María Inmaculada Pinilla Fernández. Facultativo Especialista de Área en Radiodiagnóstico. Hospital Universitario La Paz

María Angélica Rivera Núñez. Facultativo Especialista de Área en Medicina Interna. Hospital Universitario La Paz

Marcelino Sánchez Casado. Facultativo Especialista de Área en Medicina Intensiva. Hospital Virgen de la Salud

Strategic Objective

Stratifying risk in the critically ill patient

- Stratify pulmonary thromboembolism risk
- Try to diagnose the potentially ill polytraumatized patient at the emergency room
- Enhance the use of blood products
- Critically ill patient coagulopathy
- Early diagnose of anemia at the emergency room
- Intravenous iron usage

Anticoagulation Reserval

Patient Blood Mangement Implementation



3.4 Large System Pathologies Area



Introduction 1

Executive summary 2

Information Groups by Area 3

3.1 Neuroscience Area

3.2 Cardiovascular Area

3.3 Infectious Diseases and Immunity Area

3.4 Large System Pathologies Area

3.5 Cancer and Human Molecular Genetics Area

3.6 Surgery, Transplant and Health Technologies Area

Associated Clinicians 4

Scientific Report

2016
2017
2018

Research Lines

- Critical Bleeding
- Anticoagulation reversal

Research Activity

Doctoral theses

Silva Obregón JA. Fragilidad como predictor de mortalidad en ancianos ingresados en UCI por patología médica. Modelo predictor de mortalidad hospitalaria.[dissertation]. Madrid: UAM: 2018(20/12/2018).

Directors: Quintana Díaz M, Huerta Álvarez C

Tung Chen Y. Utilidad de la ecografía en el manejo de fluidos y la terapia de transfusión en la hemorragia digestiva en el ámbito de urgencias.[dissertation]. Madrid: UAM: 2018(03/12/2018).

Directors: Quintana Díaz M, Blancas Gómez Casero R

Munayco Sánchez AJ. Gestión de Hospitales de Campaña (Cirugía de Control de Daños) para desplazados internos en un teatro de operaciones bélico. Despliegue y activación bajo el fuego.[dissertation]. Madrid: UAM: 2018(26/10/2018).

Directors: Quintana Díaz M, Carbayo Herencia J

Books and book chapters

Quintana Díaz M, Viejo Moreno R. El paciente en cuidados intensivos y urgencias. In: Pérez Ferrer A, García-Erce JA; Muñoz M. Medicina Transfusional. Patient Blood Management. Madrid: Editorial Médica Panamericana S.A., 2018. p.199-206

Quintana Díaz M, Ariza Cadena F. Hemorragia crítica. En el posparto: uso de la tromboelastografía y la tromboelastometría. In: Fernández Bello I. Técnicas para la evaluación global de la hemostasia. Barcelona: Ambos Marketing Services, 2018. p.77-89

Quintana Díaz M, Ariza Cadena F. Hemorragia crítica. Utilidad de las pruebas viscoelásticas durante el sangrado crítico por trauma. In: Fernández Bello I. Técnicas para la evaluación global de la hemostasia. Barcelona: Ambos Marketing Services, 2018. p.90-101

Publications

- Aarsand AK, Díaz-Garzón J, Fernández-Calle P, Guerra E, Locatelli M, Bartlett WA, Sandberg S, Roraas T, Ceriotti F, Solvik UO, Sylte MS, Coskun A, Serteser M, Unsal I, Tosato F, Plebani M, Jonker

N, Barla G, Carobene A. The EuBIVAS: Within- and between-subject biological variation data for electrolytes, lipids, urea, uric acid, total protein, total bilirubin, direct bilirubin, and glucose. Clin Chem. 2018; 64(9): 1380-93. Article. IF: 6.891; D1

- Aarsand AK, Roraas T, Bartlett WA, Coskun A, Carobene A, Fernández-Calle P, Jonker N, Díaz-Garzón J, Braga F, Sandberg S. Harmonization initiatives in the generation, reporting and application of biological variation data. Clin Chem Lab Med. 2018; 56(10): 1629-36. Review. IF: 3.638; Q1

- Aarsand AK, Roraas T, Fernández-Calle P, Ricos C, Díaz-Garzón J, Jonker N, Perich C, González-Lao E, Carobene A, Minchinela J, Coskun A, Simón M, Álvarez V, Bartlett WA, Fernández-Fernández P, Boned B, Braga F, Corte Z, Aslan B, Sandberg S. The biological variation data critical appraisal checklist: A standard for evaluating studies on biological variation. Clin Chem. 2018; 64(3): 501-14. Article. IF: 6.891; D1

- Alba CJ, Erce JAG. The role of the internist in the patient blood management program. Med Clin-Barcelona. 2018; 150(12): 469-71. Editorial Material. IF: 1.277; Q3

- Barea-Mendoza JA, Chico-Fernández M, Sánchez-Casado M, Molina-Díaz I, Quintana-Díaz M, Jiménez-Moragas JM, Pérez-Barcena J, Llopart-Pou JA. Predicting survival in geriatric trauma patients: A comparison between the TRISS methodology and the Geriatric Trauma Outcome Score. Cir Espan. 2018; 96(6): 357-62. Article. IF: 0.835; Q4

- Carobene A, Guerra E, Locatelli M, Ceriotti F, Sandberg S, Fernández-Calle P, Coskun A, Aarsand AK. Providing correct estimates of biological variation-not an easy task. The example of S100-beta protein and neuron-specific enolase. Clin Chem. 2018; 64(10): 1537-9. Letter. IF: 6.891; D1

- Carobene A, Guerra E, Locatelli M, Cucchiara V, Briganti A, Aarsand AK, Coskun A, Díaz-Garzón J, Fernández-Calle P, Roraas T, Sandberg S, Jonker N, Ceriotti F. Biological variation estimates for prostate specific antigen from the European Biological Variation Study; consequences for diagnosis and monitoring of prostate cancer. Clin Chim Acta. 2018; 486: 185-91. Article. IF: 2.735; Q2

- Carvajal RH, Casado MS, de Miguel-Díez J, Gabaldón EL. Beneficial effect of nocturnal oximetric control on the clinical and gasometric situation and the prognosis of patients with home non-invasive mechanical ventilation. Med Clin-Barcelona. 2018; 151(11): 435-40. Article. IF: 1.277; Q3

- Chico-Fernández M, Sánchez-Casado M, Ballesteros-Sanz MA, Llopart-Pou JA. Severe head injury in Spain. Neurocirugía. 2018; 29(2): 107-8. Letter. IF: 0.519; Q4

- Chico-Fernández M, Sánchez-Casado M, Llopart-Pou JA. Trauma registry in Spain. Comment to "Trauma systems around the world: A systematic overview". J Trauma. 2018; 84(1): 217-8. Letter. IF: 3.377; Q1

- Ciampi-Dopazo JJ, Romeu-Prieto JM, Sánchez-Casado M, Romerosa B, Canabal A, Rodríguez-Blanco ML, Lanciego C. Aspiration thrombectomy for treatment of acute massive and submassive pulmonary embolism: Initial single-center prospective experience. J Vasc Interv Radiol. 2018; 29(1): 101-6. Article. IF: 2.828; Q2

- Coskun A, Carobene A, Kilercik M, Serteser M, Sandberg S, Aarsand AK, Fernández-Calle P, Jonker N, Bartlett WA, Díaz-Garzón J, Huet S, Kiziltas C, Dalgakiran I, Ugur E, Unsal I. Within-subject and between-subject biological variation estimates of 21 hematological parameters in 30 healthy subjects. Clin Chem Lab Med. 2018; 56(8): 1309-18. Article. IF: 3.638; Q1

- de la Oliva P, Cambra-Lasaosa FJ, Quintana-Díaz M, Rey-Galán C, Sánchez-Díaz JI, Martín-Delgado



3.4 Large System Pathologies Area



Introduction 1

Executive summary 2

Information Groups by Area 3

3.1 Neuroscience Area

3.2 Cardiovascular Area

3.3 Infectious Diseases and Immunity Area

3.4 Large System Pathologies Area

3.5 Cancer and Human Molecular Genetics Area

3.6 Surgery, Transplant and Health Technologies Area

Associated Clinicians 4

Scientific Report

2016
2017
2018

MC, de Carlos-Vicente JC, Hernández-Rastrollo R, Holanda-Pena MS, Pilar-Orive FJ, Ocete-Hita E, Rodríguez-Núñez A, Serrano-González A, Blanch L. Admission, discharge and triage guidelines for paediatric intensive care units in Spain. *An Pediatr*. 2018; 88(5):287. Article. IF: 1.166; Q3

- de la Oliva P, Cambra-Lasaosa FJ, Quintana-Díaz M, Rey-Galán C, Sánchez-Díaz JI, Martín-Delgado MC, de Carlos-Vicente JC, Hernández-Rastrollo R, Holanda-Pena MS, Pilar-Orive FJ, Ocete-Hita E, Rodríguez-Núñez A, Serrano-González A, Blanch L. Admission, discharge and triage guidelines for paediatric intensive care units in Spain. *Med Intensiva*. 2018; 42(4):235-46. Article. IF: 1.982; Q3
- Egea-Guerrero JJ, Rodríguez-Rodríguez A, Gordillo-Escobar E, Fernández-Delgado E, Martínez-Roldán A, Roldán-Reina A, Durán-Martínez P, de Vega-Ríos E, Freire-Aragón MD, Vilches-Arenas A, Murillo-Cabezas F, Quintana-Díaz M. IMPACT score for traumatic brain injury: Validation of the prognostic tool in a Spanish cohort. *J Head Trauma Rehab*. 2018; 33(1): 46-52. Article. IF: 2.667; Q1
- Egea-Guerrero JJ, Rodríguez-Rodríguez A, Quintana-Díaz M, Freire-Aragón MD, Raya-Collados D, Hernández-García C, Ortiz-Manzano A, Vilches-Arenas A, Díez-Naz A, Guerrero JM, Murillo-Cabezas F. Validation of S100B use in a cohort of Spanish patients with mild traumatic brain injury: a multicentre study. *Brain Injury*. 2018; 32(4): 459-63. Article. IF: 1.665; Q2
- Erce JAG, Díaz MQ. Hemolysis, hyperkalemia and the transfusion of packed old red blood cells in critically ill patients. *Med Intensiva*. 2018; 42(4): 261-2. Letter. IF: 1.982; Q3
- Gómez MM, Ramírez SG, Erce JAG. On the safety of intravenous Iron formulations. *Med Clin-Barcelona*. 2018; 150(7): 287. Letter. IF: 1.277; Q3
- González-Carrato MPSC, Castellano CR, Angulo PMA, Hernández LMC, Casado MS, Martín JR, Alonso IF, Varela JMP, Martínez-Vizcaino V. Diagnostic value of halo sign in young women (aged 45 to 49 years) in a breast screening programme with synthesized 2D mammography. *Brit J Radiol*. 2018; 91(1092): 20180444. Article. IF: 1.939; Q3
- Lagerstedt L, Egea-Guerrero JJ, Bustamante A, Rodríguez-Rodríguez A, El Rahal A, Quintana-Díaz M, García-Armengol R, Prica CM, Anderegggen E, Rinaldi L, Sarrafzadeh A, Schaller K, Montaner J, Sánchez JC. Combining H-FABP and GFAP increases the capacity to differentiate between CT-positive and CT-negative patients with mild traumatic brain injury. *Plos One*. 2018; 13(7): e0200394. Article. IF: 2.776; Q2
- Revello R, Alcaide MJ, Abehsera D, Martín-Camean M, Gomes MSEF, Alonso-Luque B, Bartha JL. Prediction of chorioamnionitis in cases of intraamniotic infection by ureaplasma urealyticum in women with very preterm premature rupture of membranes or preterm labour. *J Matern-Fetal Neo M*. 2018; 31(14): 1839-44. Article. IF: 1.569; Q3
- Ripolles-Melchor J, Jerico-Alba C, Quintana-Díaz M, García-Erce JA. From blood saving programs to patient blood management and beyond. *Med Clin-Barcelona*. 2018; 151(9): 368-73. Editorial Material. IF: 1.277; Q3
- Ripolles-Melchor J, García-Erce JA, Vincent JL. Transfusion thresholds and red blood cells transfusion focused on tissue oxygenation. *Rev Esp Anestesiol Reanim*. 2018; 65(7): 363-5. Editorial Material. Not Indexed

Public projects

Martí de Gracia M. Mejora de la adecuación en la solicitud de pruebas de imagen con radiación ionizante (Tc Y Rx) en los servicios de urgencias hospitalarios. Proyecto MAPAC-Imagen II (PI16/01828). ISCIII. 2017-2019.

Management centre: FIBHULP

Private projects

Oliver Sáez P. Estudio comparativo multicéntrico sobre contaminación por microorganismos de las tiras reactivas de glucemia de uso hospitalario. Abbott Laboratories S.A. 2012-Ongoing.

Management centre: FIBHULP

Oliver Sáez P. Estudio de gasometría en el lugar de asistencia. Beneficio para el paciente. Asociación Española de Farmacéuticos Analistas (AEFA). 2012-Ongoing.

Management centre: FIBHULP

Quintana Díaz M. Curso avanzado para técnicos en simulación clínica. Stakeholders. 2018-Ongoing.

Management centre: FIBHULP

Quintana Díaz M. Curso soporte vital avanzado. Stakeholders. 2018-Ongoing.

Management centre: FIBHULP

Quintana Díaz M. Identificación de factores de gravedad en el paciente con traumatismo potencialmente grave. Fundación para la Investigación Biomédica Hospital Universitario La Paz. 2013-Ongoing.

Management centre: FIBHULP

Quintana Díaz M. Implantación de un programa de cursos de formación de la mas alta calidad destinado a veterinarios en España. Improve Formación Veterinaria S.L. 2016-Ongoing.

Management centre: FIBHULP

Quintana Díaz M. Curso de instructores en soporte vital avanzado plan nacional de resucitación cardiopulmonar de la semicyuc. Astrazeneca Farmaceutica Spain, S.A. 2018-Ongoing.

Management centre: FIBHULP

Quintana Díaz M. Estudio de monitorización de heparinas de bajo peso molecular como profilaxis en un servicio de urgencias. Bayer Hispania S.L. 2011-Ongoing.

Management centre: FIBHULP



3.4 Large System Pathologies Area



Introduction 1

Executive summary 2

Information Groups by Area 3

- 3.1 Neuroscience Area
- 3.2 Cardiovascular Area
- 3.3 Infectious Diseases and Immunity Area
- 3.4 Large System Pathologies Area**
- 3.5 Cancer and Human Molecular Genetics Area
- 3.6 Surgery, Transplant and Health Technologies Area

Associated Clinicians 4

Scientific Report 2016 2017 2018



Endocrine Diseases Group

Publications: 11 Impact Factor: 54.214 QI: 2

Lucrecia Herranz de la Morena. Jefe de Servicio de Endocrinología y Nutrición. Hospital Universitario La Paz

Cristina Álvarez Escola. Facultativo Especialista de Área en Endocrinología y Nutrición. Hospital Universitario La Paz

Beatriz Barquiel Alcalá. Facultativo Especialista de Área en Endocrinología y Nutrición. Hospital Universitario La Paz

Isabel Calvo Viñuela. Enfermera de la Unidad de Obesidad, Endocrinología y Nutrición. Hospital Universitario La Paz

Ana Isabel de Cos Blanco. Coordinadora de la Unidad Médico-Quirúrgica de Obesidad del Servicio de Endocrinología y Nutrición. Hospital Universitario La Paz

Gumersindo Fernández Vázquez. Facultativo Especialista de Área en Endocrinología y Nutrición. Hospital Universitario La Paz

Ruth Gaspar Lafuente. Enfermera Educadora Endocrinología y Nutrición. Unidad de Diabetes. Hospital Universitario La Paz

Noemí González Pérez de Villar. Facultativo Especialista de Área en Endocrinología y Nutrición. Hospital Universitario La Paz

Natalia Hillman Gadea. Facultativo Especialista de Área en Endocrinología y Nutrición. Hospital Universitario La Paz

Beatriz Lecumberri Santamaría. Facultativo Especialista de Área en Endocrinología y Nutrición. Hospital Universitario La Paz

Luis Felipe Pallardo Sánchez. Profesor Emérito. Universidad Autónoma de Madrid

Paola Andrea Parra Ramírez. Facultativo Especialista de Área en Endocrinología y Nutrición. Hospital Universitario La Paz

Lourdes Sáez de Ibarra y Vélez de Mendizábal. Enfermera Educadora Unidad de Diabetes, Endocrinología y Nutrición. Hospital Universitario La Paz

Strategic Objective

The objective of this group is both basic and applied investigation, with its interest focused on translational investigation, comprising two specific áreas within the speciality of Endocrinology and Nutrition.

The first, within metabolic pathology, includes diabetes and obesity. The second is focused on endocrine organ-specific pathology (thyroid, pituitary gland, neuro-endocrinology and rare endocrine disorders).



3.4 Large System Pathologies Area



Introduction 1

Executive summary 2

Information Groups by Area 3

3.1 Neuroscience Area

3.2 Cardiovascular Area

3.3 Infectious Diseases and Immunity Area

3.4 Large System Pathologies Area

3.5 Cancer and Human Molecular Genetics Area

3.6 Surgery, Transplant and Health Technologies Area

Associated Clinicians 4

Scientific Report

2016
2017
2018

Research Lines

Metabolic pathology

- Diabetes and pregnancy
- Diabetes related complications
- Advanced technologies in diabetes
- Epidemiological, clinical and comprehensive therapeutic approach to obesity
- Adipose brown tissue metabolism

Organ-specific pathology

- Molecular biology applied to the diagnosis and treatment of neuroendocrine disorders
- Prognosis and treatment of differentiated thyroid cancer
- Study of GnRH deficiency
- GH secretion alterations and cardiometabolic pathology
- Clinical-genetic characterizations of rare

Research Activity

Doctoral theses

Guillén Sacoto MA. Diabetes gestacional en embarazos múltiples. Impacto del control metabólico materno para el feto. Síndrome metabólico y alteración de l metabolismo hidro carbonado materno postparto.[dissertation]. Madrid: UAM: 2018 (04/04/2018).

Director: Herranz de la Morena L.

Parra Rámirez PA. Utilidad de la ecografía con contraste en la localización de lesiones paratiroides en pacientes con hiperparatiroidismo primario[dissertation]. Madrid: UAM: 2018 (31/05/2018).

Director: Álvarez Escolá C.

Publications

- Lecumberri B, Martos-Moreno GA, de Nanclares GP. Wind of change in pseudohypoparathyroidism and related disorders: New classification and first international management consensus. *Endocrinol Diabetes Nutr.* 2018; 65(8):425-7. Editorial Material. IF: 0.934; Q4
- Guillén-Sacoto MA, Barquiel B, Hillman N, Burgos MA, Herranz L. Gestational diabetes mellitus: glycemic control during pregnancy and neonatal outcomes of twin and singleton pregnancies. *Endocrinol Diabetes Nutr.* 2018; 65(6): 319-27. Article. IF: 0.934; Q4
- Bernabéu I, Aller J, Álvarez-Escola C, Fajardo-Montanana C, Gálvez-Moreno A, Guillin-Amarelle C, Sesmilo G. Criteria for diagnosis and postoperative control of acromegaly, and screening and

management of its comorbidities: Expert consensus. *Endocrinol Diabetes Nutr.* 2018; 65(5): 297-305. Article. IF: 0.934; Q4

- Rostom A, de la Calle M, Bartha JL, Castro A, Lecumberri B. Primary hyperparathyroidism diagnosed and treated surgically during pregnancy. *Endocrinol Diabetes Nutr.* 2018; 65(4): 239-41. Letter. IF: 0.934; Q4
- Barquiel B, Herranz L, Meneses D, Moreno O, Hillman N, Burgos MA, Bartha JL. Optimal gestational weight gain for women with gestational diabetes and morbid obesity. *Matern Child Health J.* 2018; 22(9): 1297-305. Article. IF: 1.736; Q2
- Lecumberri B, Pozo-Kreiling J, Esteban I, Gomes M, Royo A, de la Riva AG, de Nanclares GP. Head and neck manifestations of an undiagnosed McCune-Albright syndrome: clinicopathological description and literature review. *Virchows Arch.* 2018; 473(5): 645-8. Review. IF: 2.868; Q2
- Evangelista A, Rabasa JM, Mosquera VX, Barros A, Fernández-Tarrio R, Calvo-Iglesias F, Ferrera C, Rozado J, López-Ayerbe J, Garrote C, San Román JA, Nistal F, Sánchez V, Robles JAG, Valera F, Ballester C, Gil-Albarova O, Domínguez F, Vivancos R, Mateo-Martínez A, Gallego P, González-Molina M, Fernández-Golfín C, Josa M, Hurle A, Rodríguez-Sánchez I, Rodríguez-Palomares J. Diagnosis, management and mortality in acute aortic syndrome: results of the Spanish Registry of Acute Aortic Syndrome (RESA-II). *Eur Heart J Acute Cardiovasc Care.* 2018; 7(7): 602-8. Article. IF: 3.734; Q2
- Mantovani G, Bastepe M, Monk D, de Sanctis L, Thiele S, Usardi A, Ahmed SF, Bufo R, Choplin T, De Filippo G, Devernois G, Eggermann T, Elli FM, Freson K, Ramirez AG, Germain-Lee EL, Groussin L, Hamdy N, Hanna P, Hiort O, Juppner H, Kamenicky P, Knight N, Kottler ML, Le Norcy E, Lecumberri B, Levine MA, Makitie O, Martín R, Martos-Moreno GA, Minagawa M, Murray P, Pereda A, Pignolo R, Reinmark L, Rodado R, Rothenbuhler A, Saraff V, Shoemaker AH, Shore EM, Silve C, Turan S, Woods P, Zillikens MC, de Nanclares GP, Linglart A. Diagnosis and management of pseudohypoparathyroidism and related disorders: first international Consensus Statement. *Nat Rev Endocrinol.* 2018; 14(8): 476-500. Article. IF: 24.646; D1
- Vázquez GF, Reiter RJ, Agil A. Melatonin increases brown adipose tissue mass and function in Zucker diabetic fatty rats: implications for obesity control. *J Pineal Res.* 2018; 64(4): e12472. Article. IF: 15.221; D1
- Pereda A, Garín I, de Nanclares GP, (Lecumberri B). What to consider when pseudohypoparathyroidism is ruled out: iPPSD and differential diagnosis. *BMC Med Genet.* 2018; 19: 32. Article. IF: 1.74; Q3
- Rey DM, Martín SD, Hernando AS, Gamarra CM, Álvarez-Escola C, Ferrer PL, Vicandi B, Martín-Hervas C. Thyroid nodules: Too many fine needle biopsies? *Curr Med Imaging Rev.* 2018; 14(5): 725-731. Article. IF: 0.533; Q4

Private projects

Herranz de la Morena L. Jornadas de formación en investigación sobre diabetes y obesidad. Astrazeneca Farmaceutica Spain S.A. 2013-Ongoing.

Management centre: FIBHULP



3.4 Large System Pathologies Area



Introduction 1

Executive summary 2

Information Groups by Area 3

- 3.1 Neuroscience Area
- 3.2 Cardiovascular Area
- 3.3 Infectious Diseases and Immunity Area
- 3.4 Large System Pathologies Area
- 3.5 Cancer and Human Molecular Genetics Area
- 3.6 Surgery, Transplant and Health Technologies Area

Associated Clinicians 4

Scientific Report 2016 2017 2018



Urology Group

Publications: 49 Impact Factor: 184.6 QI: 16

Luis Martínez-Piñeiro Lorenzo. Jefe de Servicio en Urología. Hospital Universitario La Paz

Alfredo Aguilera Bazán. Facultativo Especialista de Área en Urología. Hospital Universitario La Paz

José María Alonso Dorrego. Facultativo Especialista de Área en Urología. Hospital Universitario La Paz

Mario Álvarez Maestro. Facultativo Especialista de Área en Urología. Hospital Universitario La Paz

Luisa María Botella Cubells. Investigadora Científica. Centro de Investigaciones Biológicas - CSIC

José Ramón Cansino Alcaide. Facultativo Especialista de Área en Urología. Hospital Universitario La Paz

Cristina de Castro Guerín. Facultativo Especialista de Área en Urología. Hospital Universitario La Paz

Mercedes Ferrer Parra. Profesor Titular. Departamento de Fisiología. Universidad Autónoma de Madrid

Eugenia García Fernández. Facultativo Especialista de Área en Anatomía Patológica. Hospital Universitario La Paz

María Justa García Matres y Cortés. Facultativo Especialista de Área en Urología. Hospital Universitario La Paz

Juan Gómez Rivas. Facultativo Especialista de Área en Urología. Hospital Universitario La Paz

Estefanía Esperanza Linares Espinós. Facultativo Especialista de Área en Urología. Hospital Universitario La Paz

Pedro López Pereira. Jefe de Servicio de Urología Pediátrica. Hospital Universitario La Paz

Nuria Malats Riera. Investigadora Senior. Centro Nacional de Investigaciones Oncológicas

Jose Antonio Moreno Valle. Facultativo Especialista de Área en Urología. Hospital Universitario La Paz

José Ramón Pérez-Carral García. Médico Adjunto en Urología. Hospital Universitario La Paz

Francisco Real. Investigador Senior. Centro Nacional de Investigaciones Oncológicas

Emilio Ríos González. Médico Adjunto en Urología. Hospital Universitario La Paz

Fermín Rodríguez de Bethencourt y Codés. Facultativo Especialista de Área en Urología. Hospital Universitario La Paz

Ángel Tabernero Gómez. Facultativo Especialista de Área en Urología. Hospital Universitario La Paz

Maria del Mar Valés Gómez. Científico Titular. Centro Nacional de Biotecnología-CSIC

Strategic Objective

- We aim to consolidate a strong research group into:
- Urologic Oncology
 - Reconstructive surgery



3.4 Large System Pathologies Area



Introduction 1

Executive summary 2

Information Groups by Area 3

3.1 Neuroscience Area

3.2 Cardiovascular Area

3.3 Infectious Diseases and Immunity Area

3.4 Large System Pathologies Area

3.5 Cancer and Human Molecular Genetics Area

3.6 Surgery, Transplant and Health Technologies Area

Associated Clinicians 4

Scientific Report

2016
2017
2018

- Endurologic and minimally invasive surgery
- Lithiasis
- Incontinence / Neuro-urology
- Andrology / Reproduction

Through basic and experimental research, clinical research, translational research and clinical trials.

The results of this projects should be translated into doctoral theses, publications in high impact journals and visibility factor, as to finally achieve patents and trademarks.

Research Lines

Urological Oncology

The group's efforts will focus on the following fields of research:

BLADDER CANCER

- Immunological response in patients with bladder cancer treated with BCG
- Urinary markers in diagnosis and prediction of response in patients with bladder cancer
- New immunomodulatory treatments in bladder cancer
- New imaging methods for the diagnosis of bladder cancer
- Efficacy of combined chemo and immunotherapy hyperthermia in bladder cancer

PROSTATE CANCER

- Castration resistant prostate carcinoma, immune response, and evaluation of predictive markers of therapeutic response
- Medical treatment of locally advanced and metastatic prostate cancer
- Development of new surgical minimally invasive techniques for localized prostate cancer

KIDNEY CANCER

- Development of new surgical minimally invasive techniques for localized kidney cancer
- Research of new therapeutic lines in hereditary renal cancer
- Medical treatment

Reconstructive surgery

- Development and improvement of new reconstructive surgery techniques for complex urethral strictures, genitourinary congenital malformations and genitourinary fistulas
- Development of a Regenerative Medicine Unit and Tissue Bioengineering applied to reconstructive urology surgery

Endurologic and minimally invasive surgery

- Development of new endourological surgery techniques for minimally invasive treatment of benign prostatic hyperplasia and urinary lithiasis
- Development of a learning program in laparoscopy and other minimally invasive surgeries

Lithiasis

- Study of new inhibitors of crystallization of urine solutes as prevention of lithogenesis
- Metabolic study of renal lithiasis

Incontinence and Neuro-urology

- Study and treatment of chronic pelvic pain
- Development and improvement of new systems for

Research Activity

Doctoral theses

Villalpando Grajeda DM. Beneficial effects of docosahexaenoic acid supplementation in vascular function of orchidectomized rats[dissertation]. Madrid: UAM: 2018(09/02/2018).

Director: Ferrer Parra M.

Isidoro García L. Potencial efecto hipotensor de esteroides sexuales masculinos [dissertation]. Madrid: UAM/UNAM: 2018(17/05/2018).

Directors: Ferrer Parra M, Perusquía M

Books and book chapters

López Pereira P. Protocolos específicos. Cirugía. Urología pediátrica. In: Navarro M, Jara P. Transición del niño al adulto. ¿Como podemos ayudarle? Madrid: Ergon, 2018. p.190-200

Rivas S, López P, Martínez MJ, Lobato R. Ureterocele. In: Escala JM, Saich C. Manual de Urología Pediátrica. Santiago de Chile: Mediterraneo Ltda, 2018.

Publications

- Aboumarzouk OM, Jones P, Amer T, Kotsiris D, Emiliani E, Somani B, Kallidonis P, Taily T, Atis G, Greco F, Hruba S, Álvarez M, Al-Rumaihi K, Shamsodini A, Al-Ansari A, Shokeir A. What is the role of alpha-blockers for medical expulsive therapy? Results from a meta-analysis of 60 randomized trials and over 9500 Patients. Urology. 2018; 119: 5-16. Review. IF: 1.861; Q3
- Agha RA, Borrelli MR, Farwana R, Koshy K, Fowler AJ, Orgill DP, Zhu HY, Alsawadi A, Noureldin



3.4 Large System Pathologies Area

Introduction 1

Executive summary 2

Information Groups by Area 3

3.1 Neuroscience Area

3.2 Cardiovascular Area

3.3 Infectious Diseases and Immunity Area

3.4 Large System Pathologies Area

3.5 Cancer and Human Molecular Genetics Area

3.6 Surgery, Transplant and Health Technologies Area

Associated Clinicians 4

Scientific Report

2016
2017
2018

A, Rao A, Enam A, Thoma A, Bashashati M, Vasudevan B, Beamish A, Challacombe B, De Wilde RL, Machado-Aranda D, Laskin D, Muzumdar D, D'cruz A, Manning T, Healy D, Pagano D, Goel P, Ranganathan P, Pai PS, Raja S, Athe MH, Kadioazlu H, Nixon I, Mukherjee I, Riva JG, Raveendran K, Derbyshire L, Valmasoni M, Chalkoo M, Raison N, Muensterer O, Bradley P, Roberto C, Afifi R, Rosin D, Klappenbach R, Wynn R, Giordano S, Basu S, Surani S, Suman P, Thorat M, Kasi V. The SCARE 2018 statement: Updating consensus Surgical CAse REport (SCARE) guidelines. *Int J Surg.* 2018; 60: 132-6. Article. IF: 3.158; Q1

- Alsina-Sanchís E, García-Ibanez Y, Figueiredo AM, Riera-Domingo C, Figueras A, Matías-Guix X, Casanovas O, Botella LM, Pujana MA, Riera-Mestre A, Graupera M, Vinals F. ALK1 Loss Results in Vascular Hyperplasia in Mice and Humans Through PI3K Activation. *Arterioscl Thromb Vas.* 2018; 38(5): 1216-29. Article. IF: 6.618; D1
- Álvarez-Maestro M, Rivas JG, Bazán AA, Martínez-Piñero L, Soto AJ, Olmo JMC, Fuertes ME. Training program in oncologic urology. Future perspectives. *Arch Esp Urol.* 2018; 71(1): 108-13. Article. IF: 0.335; Q4
- Bazán AA, Dorrego JMA, Linares E, Díez J, Quintana LM, Piñero LM. Kidney cancer stage pT3a: Fat invasion versus renal vein invasion. *Arch Esp Urol.* 2018; 71(5): 474-9. Article. IF: 0.335; Q4
- Bazán AA, Rivas JG, Linares-Espinós E, Álvarez-Maestro M, Martínez-Piñero L. Training program in urological laparoscopic surgery. Future perspective. *Arch Esp Urol.* 2018; 71(1): 85-8. Article. IF: 0.335; Q4
- Botella LM. RiHHTa, a Spanish clinical registry as an example of networked multicentre activities for a rare disease. *Rev Clin Esp.* 2018; 218(9): 479-80. Editorial Material. IF: 1.043; Q3
- Campos-Silva C, Kramer MK, Vales-Gómez M. NKG2D-ligands: Putting everything under the same umbrella can be misleading. *HLA.* 2018; 91(6): 489-500. Review. IF: 2.785; Q2
- Carrión DM, Cansino JR, Quintana LM, Rivas JG, Rodríguez JAM, Pérez-Carral JR, Martínez-Piñero L. Prone percutaneous nephrolithotomy: its advantages and our technique for puncture. *Transl Androl Urol.* 2018; 7(6): 950-9. Review. IF: 2.113; Q2
- Carrión DM, Rivas JG, Esperto F, Patruno G, Vázquez JL. Current status of urological training in Europe. *Arch Esp Urol.* 2018; 71(1): 11-7. Article. IF: 0.335; Q4
- Cobo I, Martinelli P, Flandez M, Bakiri L, Zhang MF, Carrillo-de-Santa-Pau E, Jia JR, Lobo VJA, Megias D, Felipe I, del Pozo N, Millán I, Thommesen L, Bruland T, Olson SH, Smith J, Schoonjans K, Bamlet WR, Petersen GM, Malats N, Amundadottir LT, Wagner EF, Real FX. Transcriptional regulation by NR5A2 links differentiation and inflammation in the pancreas. *Nature.* 2018; 554(7693): 533-7. Article. IF: 43.07; D1
- de Maturana EL, Rava M, Anumudu C, Saez O, Alonso D, Malats N. Bladder cancer genetic susceptibility. A Systematic Review. *Bladder Cancer.* 2018; 4(2): 215-26. Review. Not Indexed
- Dukovska D, Fernández-Soto D, Vales-Gómez M, Reyburn HT. NKG2H-expressing T cells negatively regulate immune responses. *Front Immunol.* 2018; 9: 390. Article. IF: 4.716; Q2
- Gallardo-Vara E, Tual-Chalot S, Botello LM, Arthur HM, Bernabéu C. Soluble endoglin regulates expression of angiogenesis-related proteins and induction of arteriovenous malformations in a mouse model of hereditary hemorrhagic telangiectasia. *Dis Model Mech.* 2018; 11(9): 034397. Article. IF: 4.028; Q1

- García-Barreras S, Sánchez-Salas R, Sivaraman A, Barret E, Secin F, Nunes-Silva I, Linares-Espinós E, Rozet F, Galiano M, Cathelineau X. Comparative analysis of partial gland ablation and radical prostatectomy to treat low and intermediate risk prostate cancer: oncologic and functional outcomes. *J Urology.* 2018; 199(1): 140-6. Article. IF: 5.647; Q1
- García-Cruz E, Carrión A, Ajami T, Álvarez M, Correas MA, García B, García JV, González C, Portillo JA, Romero-Otero J, Simón C, Torremade J, Vígues F, Alcaraz A. The patient's comorbidity burden correlates with the erectile dysfunction severity. *Actas Urol Esp.* 2018; 42(1): 57-63. Article. IF: 1.136; Q4
- García-Morato MB, Santos FJA, Briones AC, Moreno AB, Mate AD, Domínguez-Soto A, Merino MJB, Molina LD, Canizales JT, Marín AV, García EV, Rodríguez MF, Sabando DPL, Jiménez-Reinoso A, del Castillo YM, Santaefemia FJS, de Lucas-Laguna R, Cárdenas PP, Polo LC, Díaz MC, Vales-Gómez M, Santiago ER, Cerdán AF, Blanco JN, Corbi AL, Reyburn HT, Regueiro JR, López-Granados E, Peña RR. New human combined immunodeficiency caused by interferon regulatory factor 4 (IRF4) deficiency inherited by uniparental isodisomy. *J Allergy Clin Immunol.* 2018; 141(5): 1924-27. Article. IF: 14.11; D1
- Gómez Rivas J. Surgical and academic education in Urology. *Arch Esp Urol.* 2018; 71(1): 43525. Article. IF: 0.335; Q4
- Gómez Rivas J. Surgical and academic education in Urology. *Formacion Quirúrgica y Académica en Urología.* 2018; 71(1): 43525. Article. IF: 0.335; Q4
- González ER, Martínez-Piñero L. Enzalutamide in castration resistant prostate cancer. *Arch Esp Urol.* 2018; 71(8): 664-75. Article. IF: 0.335; Q4
- González ER, Martínez-Piñero L. New endovesical chemotherapy drugs and application vehicles. *Arch Esp Urol.* 2018; 71(4): 384-92. Article. IF: 0.335; Q4
- Isidoro L, Ferrer M, Perusquia M. Vasoactive androgens: Vasorelaxing effects and their potential regulation of blood pressure. *Endocr Res.* 2018; 43(3): 166-75. Article. IF: 1.629; Q4
- Klein AP, Wolpin BM, Risch HA, Stolzenberg-Solomon RZ, Mocci E, Zhang MF, Canzian F, Childs EJ, Hoskins JW, Jermusyk A, Zhong J, Chen F, Albanes D, Andreotti G, Arslan AA, Babic A, Bamlet WR, Beane-Freeman L, Berndt SI, Blackford A, Borges M, Borgida A, Bracci PM, Brais L, Brennan P, Brenner H, Bueno-de-Mesquita B, Buring J, Campa D, Capurso G, Cavestro GM, Chaffee KG, Chung CC, Cleary S, Cotterchio M, Dijk F, Duell EJ, Foretova L, Fuchs C, Funel N, Gallinger S, Gaziano JMM, Gazouli M, Giles GG, Giovannucci E, Goggins M, Goodman GE, Goodman PJ, Hackert T, Haiman C, Hartge P, Hasan M, Hegyi P, Helzlsouer KJ, Herman J, Holcatova I, Holly EA, Hoover R, Hung RJ, Jacobs EJ, Jamrozik K, Janout V, Kaaks R, Khaw KT, Klein EA, Kogevinas M, Kooperberg C, Kulke MH, Kupcinskas J, Kurtz RJ, Laheru D, Landi S, Lawlor RT, Lee IM, LeMarchand L, Lu LG, Malats N, Mambriani A, Mannisto S, Milne RL, Mohelnikova-Duchonova B, Neale RE, Neoptolemos JP, Oberg AL, Olson SH, Orlow I, Pasquali C, Patel AV, Peters U, Pezzilli R, Porta M, Real FX, Rothman N, Scelo G, Sesso HD, Severi G, Shu XO, Silverman D, Smith JP, Souchek P, Sund M, Talar-Wojnarowska R, Tavano F, Thornquist MD, Tobias GS, Van Den Eeden SK, Vashist Y, Visvanathan K, Vodicka P, Wactawski-Wende J, Wang ZM, Wentzensen N, White E, Yu H, Yu K, Zeleniuch-Jacquotte A, Zheng W, Kraft P, Li DH, Chanock S, Obazee O, Petersen GM, Amundadottir LT. Genome-wide meta-analysis identifies five new susceptibility loci for pancreatic cancer. *Nat Commun.* 2018; 9: 556. Article. IF: 11.878; D1



3.4 Large System Pathologies Area



Introduction 1

Executive summary 2

Information Groups by Area 3

3.1 Neuroscience Area

3.2 Cardiovascular Area

3.3 Infectious Diseases and Immunity Area

3.4 Large System Pathologies Area

3.5 Cancer and Human Molecular Genetics Area

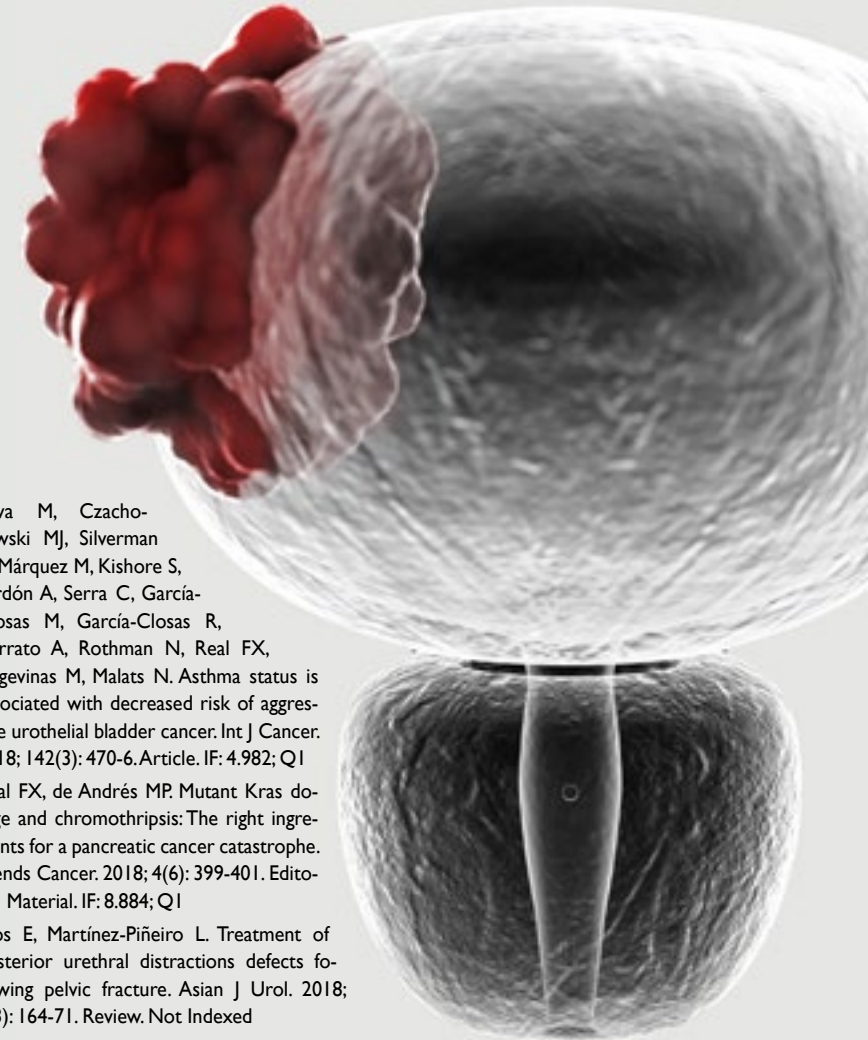
3.6 Surgery, Transplant and Health Technologies Area

Associated Clinicians 4

Scientific Report

2016
2017
2018

- Linares-Espinós E, Carneiro A, Martínez-Salamanca JI, Bianco F, Castro-Alfaro A, Cathelineau X, Valerio M, Sánchez-Salas R. New technologies and techniques for prostate cancer focal therapy. *Minerva Urol Nefrol.* 2018; 70(3): 252-63. Review. IF: 2.477; Q2
- López-Cobo S, Campos-Silva C, Moyano A, Oliveira-Rodríguez M, Paschen A, Yáñez-Mo M, Blanco-López MC, Vales-Gómez M. Immunoassays for scarce tumour-antigens in exosomes: detection of the human NKG2D-Ligand, MICA, in tetraspanin-containing nanovesicles from melanoma. *J Nanobiotechnol.* 2018; 16: 47. Article. IF: 5.345; Q1
- López-Cobo S, Pieper N, Campos-Silva C, García-Cuesta EM, Reyburn HT, Paschen A, Vales-Gómez M. Impaired NK cell recognition of vemurafenib-treated melanoma cells is overcome by simultaneous application of histone deacetylase inhibitors. *Oncoimmunology.* 2018; 7(2): e1392426. Article. IF: 5.333; Q1
- Marra G, Gontero P, Brattoli M, Filippini C, Capitanio U, Montorsi F, Daneshmand S, Huang WC, Espinós EL, Martínez-Salamanca JI, McKiernan JM, Zigeuner R, Libertino JA. Is imperative partial nephrectomy feasible for kidney cancer with venous thrombus involvement? Outcomes of 42 cases and matched pair analysis with a large radical nephrectomy cohort. *Urol Oncol-Semin Ori.* 2018; 36(7): 339. Article. IF: 2.863; Q2
- Molina-Montes E, Gómez-Rubio P, Márquez M, Rava M, Lohr M, Michalski CW, Molero X, Farre A, Perea J, Greenhalf W, Ilzarbe L, O'Rorke M, Tardón A, Gress T, Barbera VM, Crnogorac-Jurcevic T, Domínguez-Munoz E, Muñoz-Bellvis L, Balsells J, Costello E, Huang J, Iglesias M, Kleeff J, Kong B, Mora J, Murray L, O'Driscoll D, Poves I, Scarpa A, Ye W, Hidalgo M, Sharp L, Carrato A, Real FX, Malats N. Risk of pancreatic cancer associated with family history of cancer and other medical conditions by accounting for smoking among relatives. *Int J Epidemiol.* 2018; 47(2): 473-83. Article. IF: 7.339; D1
- Molina-Montes E, Malats N. Response to: Variation of the age at onset of pancreatic cancer according to tobacco smoking and family history. *Int J Epidemiol.* 2018; 47(4): 1358-9. Letter. IF: 7.339; D1
- Molina-Sánchez P, del Campo L, Esteban V, Rius C, Chevre R, Fuster JJ, Ferrer M, Redondo JM, Andrés V. Defective p27 phosphorylation at serine 10 affects vascular reactivity and increases abdominal aortic aneurysm development via Cox-2 activation. *J Mol Cell Cardiol.* 2018; 116: 5-15. Article. IF: 5.056; Q1
- Morote J, Tabernero AJ, Álvarez-Ossorio JL, Ciria JP, Domínguez-Escrig JL, Vázquez F, Angulo J, López FJ, de la Iglesia R, Romero J. Cognitive function in patients on androgen suppression: A prospective, multicentric study. *Actas Urol Esp.* 2018; 42(2): 114-20. Article. IF: 1.136; Q4
- Orejón RU, Torres EM, Martínez IH, Escudero CJ, Rivas JG, Sebastián JD, Tolsada MDU. Application of ERAS (Enhanced Recovery After Surgery) and laparoscopic surgery in the management of patients with bladder cancer. *Arch Esp Urol.* 2018; 71(2): 178-86. Article. IF: 0.335; Q4
- Palou J, Pisano F, Sylvester R, Joniau S, Serretta V, Larre S, Di Stasi S, van Rhijn B, Witjes AJ, Grotenhuis A, Colombo R, Briganti A, Babjuk M, Soukup V, Malmstrom PU, Irani J, Malats N, Baniel J, Mano R, Cai T, Cha EK, Ardelt P, Varkarakis J, Bartoletti R, Dalbagni G, Shariat SF, Xylinas E, Karnes RJ, Gontero P. Recurrence, progression and cancer-specific mortality according to stage at re-TUR in T1G3 bladder cancer patients treated with BCG: not as bad as previously thought. *World J Urol.* 2018; 36(10): 1621-7. Article. IF: 2.761; Q2



- Rava M, Czachrowski MJ, Silverman D, Márquez M, Kishore S, Tardón A, Serra C, García-Closas M, García-Closas R, Carrato A, Rothman N, Real FX, Kogevinas M, Malats N. Asthma status is associated with decreased risk of aggressive urothelial bladder cancer. *Int J Cancer.* 2018; 142(3): 470-6. Article. IF: 4.982; Q1
- Real FX, de Andrés MP. Mutant Kras dosage and chromothripsis: The right ingredients for a pancreatic cancer catastrophe. *Trends Cancer.* 2018; 4(6): 399-401. Editorial Material. IF: 8.884; Q1
- Rios E, Martínez-Piñeiro L. Treatment of posterior urethral distractions defects following pelvic fracture. *Asian J Urol.* 2018; 5(3): 164-71. Review. Not Indexed
- Rivas JG, Alonso-Dorrego JM, Carrión DM, Robalino MV, González-Peramato P. Pseudomyxoma peritonei: a case report and review of the literature. *Arch Esp Urol.* 2018; 71(2): 208-11. Article. IF: 0.335; Q4
- Rivas JG, Blanco LT, Socarrás MR, Sanz MG, Carrión DN, Okhunov Z, Veneziano D. The role of social media in academic training in Urology. Adequate use. *Arch Esp Urol.* 2018; 71(1): 150-7. Article. IF: 0.335; Q4



3.4 Large System Pathologies Area

Introduction

1

Executive summary

2

Information Groups by Area

3

3.1 Neuroscience Area

3.2 Cardiovascular Area

3.3 Infectious Diseases and Immunity Area

3.4 Large System Pathologies Area

3.5 Cancer and Human Molecular Genetics Area

3.6 Surgery, Transplant and Health Technologies Area

Associated Clinicians

4

Scientific Report

2016
2017
2018

- Rivas JG, Cabañas J, Eguibar A, Sebastián JD, de Bethencourt FR, Aguilera A, Martínez-Piñeiro L. Evolution of radical prostatectomy in the Autonomous Community of Madrid. Arch Esp Urol. 2018; 71(5): 466-73. Article. IF: 0.335; Q4
- Rivas JG, Cabello-Benavente R, Bueno-Serrano G, Socarrás MR, Fuertes ME. Current status of Urological Education in Spain. Arch Esp Urol. 2018; 71(1): 4-10. Article. IF: 0.335; Q4
- Rodríguez-Socorrás M, Vásquez JL, Uvin P, Skjold-Kingo P, Rivas JG. Fatigue syndrome: Stress, burnout and depression in Urology. Arch Esp Urol. 2018; 71(1): 46-54. Article. IF: 0.335; Q4
- Sangros FJ, Torrecilla J, Giráldez-García C, Carrillo L, Mancera J, Mur T, Franch J, Diez J, Goday A, Serrano R, García-Soidan FJ, Cuatrecasas G, Igual D, Moreno A, Millaruelo JM, Carraminana F, Ruiz MA, Pérez FC, Iriarte Y, Lorenzo A, González M, Álvarez B, Barutell L, Mayayo MS, del Castillo M, Navarro E, Malo F, Cambra A, López R, Gutiérrez MA, Gutiérrez L, Boente C, Mediavilla JJ, Prieto L, Mendo L, Mansilla MJ, Ortega FJ, Borrás A, Sánchez LG, Obaya JC, Alonso M, García F, Gutiérrez AT, Hernández AM, Suárez D, Álvarez JC, Sáenz I, Martínez FJ, Casorran A, Ripoll J, Salanova A, Marín MT, Gutiérrez F, Innerarity J, Álvarez MD, Artola S, Bedoya MJ, Poveda S, Álvarez F, Brito MJ, Iglesias R, Paniagua F, Nogales P, Gómez A, Rubio JF, Durán MC, Sagredo J, Gijón MT, Rollan MA, Perez PP, Gamarra J, Carbonell F, García-Giralda L, Antón JJ, de la Flor M, Martínez R, Pardo JL, Ruiz A, Plana R, Macía R, Villaro M, Babace C, Torres JL, Blanco C, Jurado A, Martín JL, Navarro J, Sanz G, Colas R, Cordero B, de Castro C, Ibáñez M, Monzón A, Porta N, Gómez MD, Llanes R, Rodríguez JJ, Granero E, Sánchez M, Martínez J, Ezkurra P, Ávila L, de la Sen C, Rodríguez A, Buil P, Gabriel P, Roura P, Tarrago E, Mundet X, Bosch R, González JC, Bobe MI, Mata M, Ruiz I, López F, Birules M, Armengol O, de Miguel RM, Romera L, Benito B, Piulats N, Bilbeny B, Cabre JJ, Cos X, Pujol R, Seguí M, Losada C, de Santiago AM, Muñoz P, Regidor E. Association of general and abdominal obesity with hypertension, dyslipidemia and prediabetes in the PREDAPS Study. Rev Esp Cardiol. 2018; 71(3): 170-7. Article. IF: 5.126; Q1
- Sanz MG, Socarras NR, Blanco LT, Pesquera-Ortega L, Colombo J, Rivas JG. Job status after the resident training period in Spain. Analysis of a national survey. Arch Esp Urol. 2018; 71(1): 40-5. Article. IF: 0.335; Q4
- Sarikaya S, Meneses AD, Cacciamani GE, Rivas YG. Future of urology training. Arch Esp Urol. 2018; 71(1): 158-63. Article. IF: 0.335; Q4
- Soria F, Pisano F, Gontero P, Palou J, Joniau S, Serretta V, Larre S, Di Stasi S, van Rhijn B, Witjes JA, Grotenhuis A, Colombo R, Briganti A, Babjuk M, Soukup V, Malmstrom PU, Irani J, Malats N, Baniel J, Mano R, Cai T, Cha E, Ardelt P, Varkarakis J, Bartoletti R, Dalbagni G, Shariat SF, Xylinas E, Karnes RJ, Sylvester R. Predictors of oncological outcomes in T1G3 patients treated with BCG who undergo radical cystectomy. World J Urol. 2018; 36(11): 1775-81. Article. IF: 2.761; Q2
- Tilki D, Chandrasekar T, Capitanio U, Ciancio G, Daneshmand S, Gontero P, González J, Haferkamp A, Hohenfellner M, Huang WC, Espinós EL, Lorentz A, Martínez-Salamanca JI, Master VA, McKiernan JM, Montorsi F, Novara G, Pahernik S, Palou J, Pruthi RS, Rodríguez-Faba O, Russo P, Scherr DS, Shariat SF, Spahn M, Terrone C, Vera-Donoso C, Zigeuner R, Libertino JA, Evans CP. Impact of lymph node dissection at the time of radical nephrectomy with tumor thrombectomy on oncological outcomes: Results from the International Renal Cell Carcinoma-Venous Thrombus Consortium (IRCC-VTC). Urol Oncol-Semin Ori. 2018; 36(2): 79.e11-7. Article. IF: 2.863; Q2
- Unda-Urzaiz M, Fernández-Gómez JM, Cózar-Olmos JM, Juárez A, Palou J, Martínez-Piñeiro L.

Update on the role of endovesical chemotherapy in nonmuscle-invasive bladder cancer. Actas Urol Esp. 2018; 42(2): 73-6. Editorial Material. IF: 1.136; Q4

- van Kessel KEM, van der Keur KA, Dyrskjot L, Algaba F, Welvaart NYC, Beukers W, Segersten U, Keck B, Maurer T, Simic T, Horstmann M, Grimm MO, Hermann GG, Mogensen K, Hartmann A, Harving N, Petersen AC, Jensen JB, Junker K, Boormans JL, Real FX, Malats N, Malmstrom PU, Orntoft TF, Zwarthoff EC. Molecular markers increase precision of the European Association of Urology non-muscle-invasive bladder cancer progression risk groups. Clin Cancer Res. 2018; 24(7): 1586-93. Article. IF: 8.911; D1
- Wasylikowski LC, Ríos-González E, Espinós EL, Tamayo AL, Lorenzo LMP. Indication for early cystectomy in nonmuscle-invasive bladder cancer. Literature review. Actas Urol Esp. 2018; 42(1): 17-24. Review. IF: 1.136; Q4

Public projects

Botella LM. Bases moleculares, diagnóstico genético y búsqueda de terapias de 2 enfermedades raras con afectación vascular: hht y vhl (SAF2017-83351). Ministerio de Economía, Industria y Competitividad. 2018-2020.

Management centre: CSIC

Botella Cubells LM. Proyecto Intramural CSIC El genoma de HHT (PIE-201820E073). CSIC. 2018-2020.

Management centre: CSIC

Ferrer Parra M. Aplicaciones industriales de la espirulina (S2013/ABI-2783). CM. 2014-2018.

Management centre: UAM

Martínez-Piñeiro Lorenzo L. IMMUNOTHERCAN-CM - Inmunidad tumoral e inmunoterapia del cáncer (S2017/BMD-3733). CM. 2018-2022.

Management centre: FIBHULP

Valés Gómez M, Martín C. Mejora del tratamiento del cáncer de vejiga por Baciloterapia (RTC-2017-6379-I). CZ Vveterinaria S.A. 2018-2021.

Management centre: Universidad Zaragoza

Vales Gómez M. Inmunidad tumoral e inmunoterapia del cáncer (S2017/BMD-3733). CM. 2018-2022.

Management centre: CNB

Private projects

Linares Espinós E. Análisis de biomarcadores en exosomas de plasma y orina de pacientes con cáncer de próstata resistente a la castración. Astellas Pharma S.A. 2017-Ongoing.

Management centre: FIBHULP



3.4 Large System Pathologies Area



Introduction 1

Executive summary 2

Information Groups by Area 3

3.1 Neuroscience Area

3.2 Cardiovascular Area

3.3 Infectious Diseases and Immunity Area

3.4 Large System Pathologies Area

3.5 Cancer and Human Molecular Genetics Area

3.6 Surgery, Transplant and Health Technologies Area

Associated Clinicians 4

López Pereira P. Curso CRM (Crisis Resource Management) en urología pediátrica. Stakeholders. 2016-Ongoing.

Management centre: FIBHULP

López Pereira P. Estudio del desarrollo vesical en un modelo de mielomeningocele corregido prenatalmente. Coloplast Productos Medicos S.A. 2009-Ongoing.

Management centre: FIBHULP

López Pereira P. Utilización de constructos de mucosa urotelial autologa obtenidos mediante ingeniería tisular para la realización uretroplastias reconstructivas en un modelo experimental de hipospadias proximal en conejos. Fundación para la Investigación en Urología. 2016-Ongoing.

Management centre: FIBHULP

Martínez-Piñeiro Lorenzo L. Actualización y renovación de la actividad investigadora en el Servicio de Urología del Hospital Universitario La Paz. Almirall S.A. 2017-Ongoing.

Management centre: FIBHULP

Martínez-Piñeiro Lorenzo L. Convenio de colaboración para el fomento de la formación. Covidien Spain S.L (Tyco Healthcare Spain S.L). 2006-Ongoing.

Management centre: FIBHULP

Martínez-Piñeiro Lorenzo L. Jornada científica: complicaciones vasculares en cirugía laparoscópica por cáncer de prostata y patología retroperitoneal: de la investigación a la práctica clínica. Astellas Pharma S.A. 2018-Ongoing.

Management centre: FIBHULP

Martínez-Piñeiro Lorenzo L. Polish Spanish uro-onco scientific forum exchange 2018. ICP Group. 2018-Ongoing.

Management centre: FIBHULP

Vales Gómez M. Análisis de citoquinas liberadas a la orina de pacientes de cáncer de vejiga tratados con BCG Moreau y su relación con respuesta al tratamiento. Biofabri S.L. 2018-2019.

Management centre: CSIC-UAM

Vales Gómez M. Desarrollo de nuevas condiciones experimentales para el acoplamiento de Exostep a aplicaciones de análisis molecular. Immunostep S.L. 2017-2019.

Management centre: CSIC-UAM

International projects

López Pereira P. ERN - European Reference Network for rare urogenital diseases and complex conditions (eUrogen). European Union. 2016-2020.

Management centre: FIBHULP

Patents and trademarks

Botella Cubells LM, Albiñana Díaz V, Villar Gómez de las Heras K, inventors; CSIC, Alianza Española de Familias de Von Hippel-Lindau-VHL, assignee; Compounds for treating von Hippel-Lindau diseases. P201731019, PCT/ES2018/071220; 2018 August 18

Botella Cubells LM, inventor; CSIC, assignee; Inhibidores de TGF-β1 y productores de endoglina para su uso en el tratamiento de epidermólisis bullosa. P201831072; 2018 November 07

Botella Cubells LM, inventor; CSIC, assignee; Treatment and prevention of glioblastoma. EP18382917; 2018 December 12



3.4 Large System Pathologies Area



Introduction 1

Executive summary 2

Information Groups by Area 3

3.1 Neuroscience Area

3.2 Cardiovascular Area

3.3 Infectious Diseases and Immunity Area

3.4 Large System Pathologies Area

3.5 Cancer and Human Molecular Genetics Area

3.6 Surgery, Transplant and Health Technologies Area

Associated Clinicians 4

Scientific Report

2016
2017
2018



Health Care Nurses Research Group

Publications: 1 Impact Factor: 1.994 QI: 0

- Jesús Castro Toro.** Supervisor de Área Funcional. Hospital Universitario La Paz
- Laura Alonso Recio.** Profesora Contratada. Universidad a Distancia de Madrid
- Alicia Cerón Serrano.** Enfermera asistencial. Hospital Universitario La Paz
- María Nélica Conejo Pérez.** Enfermera. Fundación para el Desarrollo de la Enfermería (FUDEN). Hospital Universitario La Paz
- Víctor Manuel Cornejo del Río.** Supervisor de Unidad Quirúrgica. Hospital Carlos III- Hospital Universitario La Paz
- María Ricardina Delgado Sandoval.** Enfermera en Servicio de Consultas Externas. Hospital Universitario La Paz
- María Luisa Díaz Martínez.** Profesora Contratada. Universidad Autónoma de Madrid
- María Durán Agüí.** Enfermera en Servicio de Medicina Interna. Hospital Universitario La Paz
- Matilde Fernández y Fernández-Arroyo.** Profesora en la Unidad Docente de Matronas. Hospital Universitario La Paz
- Salomé Herrero Cereceda.** Enfermera Unidad Quirúrgica. Hospital Cantoblanco-Hospital Universitario La Paz
- Patricia Luna Castaño.** Enfermera en Servicio de Cuidados Intensivos Pediátricos. Hospital Universitario La Paz
- Jesús Morente López.** Enfermero en Unidad de Cuidados Críticos. Hospital Universitario La Paz. Profesor colaborador. Universidad Pontificia de Comillas

- Pedro Piqueras Rodríguez.** Supervisor de Enfermería en Unidad de Neonatología. Hospital Universitario La Paz
- Ana Ramos Cruz.** Supervisor de Enfermería en Reanimación Maternidad. Hospital Universitario La Paz. Profesora Asociada de Grado de Enfermería. Centro Universitario de Ciencias de la Salud San Rafael-Nebrija
- María del Carmen Sellán Soto.** Profesora Contratada. Universidad Autónoma de Madrid
- Gema Tapia Serrano.** Enfermera en el Servicio de Neonatología. Hospital Universitario La Paz
- Adrián Torres Hidalgo.** Enfermero. Técnico de salud en la Gerencia Asistencial de Hospitales. Hospital Universitario La Paz

Strategic Objective

Care is an indispensable activity for survival, since humanity exists. Care has been relevant as a primary function to promote and develop all those activities that make people live.

This research group aims to collaborate on growing clinical evidence on health care. The real gap between what generates scientific knowledge and the decisions that are made in the day to day is ethically unacceptable. Between 30 and 40% of patients do not receive care consistent with the results of the research and around 20-25% of care may be unnecessary or potentially harmful. Evidence-Based Practice



3.4 Large System Pathologies Area



Introduction 1

Executive summary 2

Information Groups by Area 3

3.1 Neuroscience Area

3.2 Cardiovascular Area

3.3 Infectious Diseases and Immunity Area

3.4 Large System Pathologies Area

3.5 Cancer and Human Molecular Genetics Area

3.6 Surgery, Transplant and Health Technologies Area

Associated Clinicians 4

Scientific Report

2016
2017
2018

(PBE) or Evidence is based on the fact that greater knowledge and use of research results in clinical practice will contribute to improving the health of the population. Today, it is well known that the implementation of the best scientific evidence available in the clinical practice improves quality of care and clinical outcomes.

In addition, decision-makers based on available evidence tend to be more satisfied with their role and focus on improving the quality of care given to patients.

Finally, it should be noted that using evidence in daily practice can achieve health goals at a minimum cost.

Cost-effectiveness studies have been conducted in which evidence-based care is linked to a reduction in health costs compared to traditional care.

At the same time, society is facing new economic, political, demographic, social and cultural challenges that require health services capable of meeting the growing health needs of the population.

It is necessary to investigate in clinical practice the most advanced care in order to achieve the full development of care and ensure the achievement of the best results in terms of overall health and quality of life of patients, Effectiveness of interventions, greater cohesion of health care teams, and of course, all contribute to the sustainability of the health system and user satisfaction.

Research Lines

- Vital Processes and complex care
- Technological innovation and its application in health care
- Management of care and results of professional practice

Research Activity

Doctoral theses

Tapia Serrano G. Seguridad del paciente neonatal en el uso de productos sanitarios relacionados con la alimentación[dissertation]. Madrid: UCM: 2018(23/02/2018).

Directors: Pacheco del Cerro E, Rivas Paterna AB.

Books and book chapters

García Barreales S, Tapia Serrano G, Henández Villar L. Riesgo social en el niño en etapa escolar y adolescencia. In: García Barreales S. Atención enfermera en el niño con riesgo social. España: FUDEN, 2018. p.97-140

Fernández y Fernández-Arroyo M, Pedraza Anguera A, Gómez del Pulgar M, Alcolea Cosin T, Oter Quintana C. Aprendizaje y satisfacción de los padres con la enseñanza sanitaria del baño del recién nacido. In: XXII Encuentro Internacional de Investigación en Cuidados. Madrid: Unidad de Investigación en Cuidados de Salud, 2018. p.385-383

Publications

- Alonso-Recio L, Martín-Plasencia P, Ruiz M, Serrano JM. Differences in cognitive performance in nondemented Parkinson's disease: A latent profile analysis of cognitive subtypes. J Clin Exp Neuropsych. 2018; 40(8): 777-89. Article. IF: 1.994; Q3

Private projects

Castro Toro J. Efectividad de la aplicación móvil -Vivir con EPOC- para mejorar la adherencia al tratamiento y la calidad de vida en pacientes con enfermedades pulmonar obstructiva crónica. Fundación Vodafone España. 2018-Ongoing.

Managment centre: FIBHULP.

International projects

Sellán Soto MC. Construcción de género en niñas y niños desde la actividad lúdica por la salud integral. CODEM. 2014-2018.

Managment centre: Red Internacional de Enfermería en Salud infantil

Sellán Soto MC. Construcción de género en niñas y niños desde la actividad lúdica por la salud integral. CODEM. 2014-2018.

Managment centre: Red Internacional de Enfermería en Salud infantil



3.4 Large System Pathologies Area



Introduction 1

Executive summary 2

Information Groups by Area 3

3.1 Neuroscience Area

3.2 Cardiovascular Area

3.3 Infectious Diseases and Immunity Area

3.4 Large System Pathologies Area

3.5 Cancer and Human Molecular Genetics Area

3.6 Surgery, Transplant and Health Technologies Area

Associated Clinicians 4

Scientific Report

2016
2017
2018



Maternal and Fetal Medicine Group

Publications: **10** Impact Factor: **13.19** QI: **0**

José Luis Bartha Rasero. Jefe de Servicio de Obstetricia y Ginecología. Hospital Universitario La Paz. Catedrático de Obstetricia y Ginecología. Universidad Autónoma de Madrid

Eugenia Antolín Alvarado. Jefe de Sección de Obstetricia y Ginecología. Hospital Universitario La Paz. Profesor asociado. Universidad Autónoma de Madrid

Marta Cortés León. Médico Especialista en Ginecología y Obstetricia. Hospital Universitario La Paz

María Amparo Gimeno Sanmartín. Médico Especialista en Ginecología y Obstetricia. Hospital Universitario La Paz

María del Mar González Arlazón. Facultativo Especialista de Área en Ginecología y Obstetricia. Hospital Universitario La Paz

María de la Calle Fernández-Miranda. Jefa de Sección de Tocología de Alto Riesgo y Obstetricia Médica. Hospital Universitario La Paz. Profesora asociada. Universidad Autónoma de Madrid

María de la Cruz González Álvarez. Facultativo Especialista de Área en Ginecología y Obstetricia. Hospital Universitario La Paz

Inmaculada Duyos Mateo. Facultativo Especialista de Área en Ginecología y Obstetricia. Hospital Universitario La Paz

Beatriz Herrero Ruiz. Médico Adjunto de la Sección de Ecografía y Medicina Fetal. Hospital Universitario La Paz

Sara López Magallón. Facultativo Especialista de Área en Ginecología y Obstetricia. Hospital Universitario La Paz

Francisco López Sánchez. Facultativo Especialista de Área en Ginecología y Obstetricia. Hospital Universitario La Paz

Fernando Magdaleno Dans. Jefe de Sección de Obstetricia y Ginecología. Hospital Universitario La Paz. Profesor asociado. Universidad Autónoma de Madrid



3.4 Large System Pathologies Area



Introduction

1

Executive summary

2

Information Groups by Area

3

3.1 Neuroscience Area

3.2 Cardiovascular Area

3.3 Infectious Diseases and Immunity Area

3.4 Large System Pathologies Area

3.5 Cancer and Human Molecular Genetics Area

3.6 Surgery, Transplant and Health Technologies Area

Associated Clinicians

4

Scientific Report

2016
2017
2018

María Elena Martín Boado. Facultativo Especialista de Área en Ginecología y Obstetricia. Hospital Universitario La Paz

Nuría Martínez Sánchez. Facultativo Especialista de Área en Ginecología y Obstetricia. Hospital Universitario La Paz

Inmaculada Orensanz Fernández. Facultativo Especialista de Área en Ginecología y Obstetricia. Hospital Universitario La Paz

Roberto Rodríguez González. Facultativo Especialista de Área en Ginecología y Obstetricia. Hospital Universitario La Paz

Laura Sotillo Mallo. Facultativo Especialista de Área en Ginecología y Obstetricia. Hospital Universitario La Paz

Strategic Objective

1. To evaluate the involvement of placental energy metabolism in obstetric disorders
2. To find new biomarkers in gestational diabetes mellitus and macrosomia
3. To find new biomarkers of fetal and perinatal neurological damage establishing new prevention strategies
4. To improve our understanding of the pathophysiology fetal heart damage in Anti-Ro positivewomen and to find new lines of treatment in these cases

Research Lines

- Diabetes mellitus, obesity and metabolic syndrome during pregnancy
- Energy metabolism during pregnancy
- Fetal neurodevelopment
- Inflammation, autoimmunity and pregnancy

Research Activity

Publications

- Barquiel B, Herranz L, Meneses D, Moreno O, Hillman N, Burgos MA, Bartha JL. Optimal gestational weight gain for women with gestational diabetes and morbid obesity. *Matern Child Health J.* 2018; 22(9): 1297-305. Article. IF: 1.736; Q2
- Bugatto F, Quintero-Prado R, Visiedo FM, Vilar-Sánchez JM, Figueroa-Quinones A, López-Tinoco C, Torrejón R, Bartha JL. The influence of lipid and proinflammatory status on maternal uterine blood flow in women with late onset gestational diabetes. *Reprod Sci.* 2018; 25(6): 837-43. Article. IF: 2.559; Q2
- Rostom A, de la Calle M, Bartha JL, Castro A, Lecumberri B. Primary hyperparathyroidism diagnosed and treated surgically during pregnancy. *Endocrinol Diabetes Nutr.* 2018; 65(4): 239-41. Letter. IF: 0.934; Q4

- Díaz-Menéndez M, de la Calle-Prieto F, Montero D, Antolín E, Vázquez A, Arsuaga M, Trigo E, García-Bujalance S, de la Calle M, Seco PS, de Ory F, Arribas JR. Initial experience with imported Zika virus infection in Spain. *Enferm Infecc Microbiol Clin.* 2018; 36(1): 4-8. Article. IF: 1.685; Q4
- de la Calle M, Baquero F, Rodríguez R, González M, Fernández A, Omeñaca F, Bartha JL. Successful treatment of intrauterine cytomegalovirus infection with an intraventricular cyst in a dichorionic diamniotic twin gestation using cytomegalovirus immunoglobulin. *J Matern-Fetal Neo M.* 2018; 31(16): 2226-9. Article. IF: 1.569; Q3
- Revello R, Alcaide MJ, Abehsera D, Martín-Camean M, Gomes MSEF, Alonso-Luque B, Bartha JL. Prediction of chorioamnionitis in cases of intraamniotic infection by ureaplasma urealyticum in women with very preterm premature rupture of membranes or preterm labour. *J Matern-Fetal Neo M.* 2018; 31(14): 1839-44. Article. IF: 1.569; Q3
- Boria F, de la Calle M, Cuerva M, Sainz A, Bartha JL. Impact of oocyte donation on obstetric and perinatal complications in twin pregnancies. *J Matern Fetal Neonatal Med.* 2018; 43556. Article. IF: 1.569; Q3
- Sotillo L, de la Calle M, Magdaleno F, Bartha JL. Efficacy of carbetocin for preventing postpartum bleeding after cesarean section in twin pregnancy. *J Matern Fetal Neonatal Med.* 2018; 43586. Article. IF: 1.569; Q3
- Núñez Cerezo V, Romo Muñoz M, Encinas JL, Jiménez J, Elorza Fernández MD, Herrero B, Antolín E, Martínez Martínez L, López Santamaría M. Study of pulmonary hypertension and long-term respiratory clinic in children with congenital diaphragmatic hernia. *Cir Pediatr.* 2018; 31(2): 76-80. Article. Not Indexed
- Núñez V, Romo M, Encinas JL, Bueno A, Herrero B, Antolín E, Parron M, Martínez L, López Santamaría M. The role of fetal magnetic resonance imaging in the study of congenital diaphragmatic hernia. *Cir Pediatr.* 2018; 31(1): 15-20. Article. Not Indexed

Public projects

Antolín Alvarado E. Desarrollo de métodos predictivos basados en la integración de factores prenatales y postnatales para la detección de neurodesarrollo anómalo de cardiopatías congénitas (PI13/02364). ISCIII. 2014-2018.

Management centre: FIBHULP

Bartha Rasero JL. Aplicación de la biología de sistemas al conocimiento de la fisiopatología e identificación de nuevos biomarcadores de la diabetes gestacional (PI15/01563). ISCIII. 2016-2018.

Management centre: FIBHULP

Private projects

Bartha Rasero JL. II Curso de simulación en emergencias obstetricas formación e investigación. Medical Simulator S.L. 2018-Ongoing.

Management centre: FIBHULP



3.4 Large System Pathologies Area



Introduction 1

Executive summary 2

Information Groups by Area 3

3.1 Neuroscience Area

3.2 Cardiovascular Area

3.3 Infectious Diseases and Immunity Area

3.4 Large System Pathologies Area

3.5 Cancer and Human Molecular Genetics Area

3.6 Surgery, Transplant and Health Technologies Area

Associated Clinicians 4

Scientific Report

2016
2017
2018

Bartha Rasero JL. Implicación de la oxidación mitocondrial de ácidos grasos placentaria en la patogénesis y clínica de la preeclampsia. Laboratorios Farmacéuticos Rovi S.A. 2016-Ongoing.

Management centre: FIBHULP

Clinical trials

Bartha Rasero JL. Estudio piloto para evaluar el efecto de la cepa *Lactobacillus Salivarius* PSI 11610 sobre la microbiota del tracto genital femenino y masculino en parejas con problemas de fecundidad. Type: Eestudios, phase Producto Alimentario.

HULP code: PI-3245. Sponsored's protocol code: FEC/18.01.

Sponsored by: Probisearch S.L. Signed date: 12/09/2018

Bartha Rasero JL. Estudio aleatorizado, multicéntrico, doble ciego, controlado con placebo y grupos paralelos para evaluar la efectividad de la cepa *Lactobacillus Salivarius* V411-90 en la reducción de la colonización por estreptococos del grupo B (GBS) de mujeres embarazadas. Type: Producto Alimentario.

HULP code: 5120. Sponsored's protocol code: STB/17.02.

Sponsored by: Recordati España S.L. Signed date: 26/10/2018

Bartha Rasero JL. Un estudio de prueba de concepto de fase 2A, doble ciego, de grupo paralelo, aleatorizado y controlado con placebo que evalúa la eficacia, la seguridad y la farmacocinética de OBE022 combinado con Atosiban tras su administración por vía oral a mujeres EMB. Type: Clinical Trial, phase II.

HULP code: 4942. Sponsored's protocol code: 4942 17-OBE022-003.

Sponsored by: Obseva S.A. Signed date: 24/01/2018

Bartha Rasero JL. Estudio piloto para evaluar el efecto de la cepa *Lactobacillus Salivarius* PSI 11610 sobre la microbiota del tracto genital femenino y masculino en parejas con problemas de fecundidad. Type: Producto Alimentario.

HULP code: PI-3245. Sponsored's protocol code: FEC/18.01.

Sponsored by: Probisearch S.L. Signed date: 12/09/2018





3.4 Large System Pathologies Area



Introduction 1

Executive summary 2

Information Groups by Area 3

- 3.1 Neuroscience Area
- 3.2 Cardiovascular Area
- 3.3 Infectious Diseases and Immunity Area
- 3.4 Large System Pathologies Area**
- 3.5 Cancer and Human Molecular Genetics Area
- 3.6 Surgery, Transplant and Health Technologies Area

Associated Clinicians 4

Scientific Report 2018



Emergency and Critical Pathology Group

Publications: 6 Impact Factor: 34.395 QI: 3

- Alejandro Martín Quirós.** Facultativo Especialista Urgencias. Hospital Universitario La Paz
- Gillermina Bejarano Redondo.** Facultativo Especialista Urgencias. Hospital Universitario La Paz
- Lubna Dani Ben Abdel-lah.** Facultativo Especialista Urgencias. Hospital Universitario La Paz
- Guadalupe Buitrago Weiland.** Facultativo Especialista de Área en Radiología. Hospital Universitario La Paz
- María Elena Calvín García.** Facultativo Especialista Urgencias. Hospital Universitario La Paz
- Julio Cobo Mora.** Jefe de la Unidad de Urgencias. Hospital Universitario La Paz
- Isabel Gallego Mínguez.** Facultativo Especialista Urgencias. Hospital Universitario La Paz
- María de los Ángeles García Martín.** Facultativo Especialista de Farmacia Hospitalaria. Hospital Universitario La Paz
- Olga González Peña.** Facultativo Especialista Urgencias. Hospital Universitario La Paz
- Manuel Jesús González Viñolis.** Facultativo Especialista Urgencias. Hospital Universitario La Paz
- María Milagros Jaén Cañadas.** Facultativo Especialista Urgencias. Hospital Universitario La Paz
- Macarena Lerín Baratas.** Facultativo Especialista Urgencias. Hospital Universitario La Paz
- Maria Lorena López Corcuera.** Facultativo Especialista Urgencias. Hospital Universitario La Paz

- Raúl Muñoz Romo.** Técnico Superior de Salud Pública. SUMMA 112
- Mikel Rico Briñas.** Facultativo Especialista Urgencias. Hospital Universitario La Paz
- Paloma Isabel Romero Gallego-Acho.** Facultativo Especialista Urgencias. Hospital Universitario La Paz
- María José Simón Merlo.** Facultativo Especialista de Área en Radiología. Hospital Universitario La Paz
- Tomás Villén Villegas.** Facultativo Especialista Urgencias. Hospital Universitario La Paz
- Yale Tung Chen.** Facultativo Especialista Urgencias. Hospital Universitario La Paz

Strategic Objective

Our group will investigate new strategies to address very different pathologies that are presented in our emergency department, national referent in different fields of diagnosis and treatment. This heterogeneous group of specialists, will approach 6 main lines of research, which aim to contribute to the better definition of clinical, diagnostic and treatment strategies.

We collaborate with other research groups, to study clinical and prognostic usefulness tests in cardiology, to develop new strategies for the treatment and diagno-



3.4 Large System Pathologies Area



Introduction

1

Executive summary

2

Information Groups by Area

3

3.1 Neuroscience Area

3.2 Cardiovascular Area

3.3 Infectious Diseases and Immunity Area

3.4 Large System Pathologies Area

3.5 Cancer and Human Molecular Genetics Area

3.6 Surgery, Transplant and Health Technologies Area

Associated Clinicians

4

Scientific Report

2016
2017
2018

sis of infectious diseases, and to investigate new antibiotics with the pneumology group.

We develop a new and pioneering line of imaging diagnostic, with the line of emergency ultrasound, being national referents in research in this field, in which we have the active support of private enterprise.

We will investigate the possibility of supporting us in new technologies that help the clinician in the decision making in the field of the treatment of the diabetes, impelling global initiatives both at the hospital and the population level.

Finally, we will develop a line of toxicological research, focusing both on the early recognition of the intoxicated patient, as well as their adequate treatment, in collaboration with the clinical toxicology unit (CTU), with the aim of becoming a national reference center in the Management of the intoxicated patient, as well as in the development of protocols of attention to multiple victims of biological attack.

Research Lines

- Integral management of the treatment and follow-up of the diabetic patient
- Emergency ultrasound
- Sepsis
- Care of infectious diseases in the emergency room
- Optimization of the management of the acute intoxicated patient and use of chemical substances for terrorist purposes
- Attention to cardiovascular pathology of emergencies
- Attention to respiratory pathology

Research Activity

Doctoral theses

Tung Chen Y. Utilidad de la ecografía en el manejo de fluidos y la terapia de transfusión en la hemorragia digestiva en el ámbito de urgencias.[dissertation]. Madrid: UAM: 2018(03/12/2018).

Director: Quintana Díaz M, Blancas Gómez Casero R.

Books and book chapters

Calvín García ME, Jaén Cañadas MM. Patología biliar aguda. In: Bibiano Guillén C. Manual de Urgencias. Madrid: Saned Grupo, 2018. p.522-29

Publications

- Avendaño-Ortiz J, Maroun-Eid C, Martín-Quirós A, Lozano-Rodríguez R, Llanos-González E, Toledano V, Gómez-Campelo P, Montalbán-Hernández K, Carballo-Cardona C, Aguirre LA, López-Collazo E. Oxygen saturation on admission is a predictive biomarker for PD-L1 expression on circulating monocytes and impaired immune response in patients with sepsis. *Front Immunol.* 2018; 9: 2008. Article. IF: 4.716; Q2
- Avendaño-Ortiz J, Maroun-Eid C, Martín-Quirós A, Toledano V, Cubillos-Zapata C, Gómez-Campelo P, Varela-Serrano A, Casas-Martín J, Llanos-González E, Álvarez E, García-Río F, Aguirre LA, Hernández-Jiménez E, López-Collazo E. PD-L1 overexpression during endotoxin tolerance impairs the adaptive immune response in septic patients via HIF1 alpha. *J Infect Dis.* 2018; 217(3): 393-404. Article. IF: 5.045; Q1
- de la Calle-Prieto F, Martín-Quirós A, Trigo E, Mora-Rillo M, Arsuaiga M, Díaz-Menéndez M, Arribas JR. Therapeutic management of Crimean-Congo haemorrhagic fever. *Enferm Infect Micr Cl.* 2018; 36(8): 517-22. Review. IF: 1.685; Q4
- Romo RM, Pérez AMB, Muñoz MA, Cardona CC, Mora JC, Sansuán AJC. Efficient diagnosis and treatment of acute paracetamol poisoning: cost-effectiveness analysis of approaches based on a hospital toxicovigilance program. *Emergencias.* 2018; 30(3): 169-76. Article. IF: 3.35; Q1
- Tung-Chen Y, Arnau MA. Amyloid cardiomyopathy: a hidden heart failure cause that is often misdiagnosed. *Acta Clin Belg.* 2018; 73(6): 460-1. Article. IF: 0.96; Q3
- Zegri-Reiriz I, de Alarcón A, Muñoz P, Selles MM, González-Ramallo V, Miro JM, Falcés C, Rico CG, Urkola XK, Lepe JA, Álvarez RR, Iglesias JMR, Navas E, Domínguez F, García-Pavia P. Infective endocarditis in patients with bicuspid aortic valve or mitral valve prolapse. *J Am Coll Cardiol.* 2018; 71(24): 2731-40. Article. IF: 18.639; D1

Public projects

Carballo Cardona C. Evaluación de la probabilidad clínica pre-test de cardiopatía isquémica en pacientes con DTA en los Servicios de Urgencias. Proyecto Mapac-Cardiotc (PI16/01045). ISCIII. 2017-2019.

Management centre: FIBHULP

Private projects

Carballo Cardona C. Ensayo clínico multicéntrico para la validación de la aplicación glikal en la ayuda al manejo de la hiperglucemia en comparación con la práctica clínica habitual. FIBHULP. 2017-Ongoing.

Management centre: FIBHULP

Carballo Cardona C. Sesiones formativas científicas de diabetes en el proyecto de investigación "Hospital sin azúcar". Astrazeneca Farmaceutica Spain S.A. 2016-Ongoing.

Management centre: FIBHULP



3.4 Large System Pathologies Area



Introduction 1

Executive summary 2

Information Groups by Area 3

3.1 Neuroscience Area

3.2 Cardiovascular Area

3.3 Infectious Diseases and Immunity Area

3.4 Large System Pathologies Area

3.5 Cancer and Human Molecular Genetics Area

3.6 Surgery, Transplant and Health Technologies Area

Associated Clinicians 4

Scientific Report

2016
2017
2018



Carballo Cardona C. Adecuación de las dosis de HBPM mediante la monitorización de los niveles de factor anti-xa en pacientes que reciben tromboprofilaxis ampliada desde urgencias. Laboratorios Farmacéuticos Rovi S.A. 2013-Ongoing.

Management centre: FIBHULP

Carballo Cardona C. Revisión de la implantación de la ecografía clínica en un hospital terciario. GE Healthcare. 2017-Ongoing.

Management centre: FIBHULP

Clinical trials

Carballo Cardona C. Ensayo clínico fase IIIB, aleatorizado, abierto, para evaluar el alivio del dolor con Metoxiflurano inhalado, en comparación con el protocolo actual para el tratamiento del dolor de origen traumático, en adultos atendidos en unidades de urgencias españolas. Type: Clinical Trial, phase IIIB.

HULP code: Anexo-I 4803. Sponsored's protocol code: InMEDIATE.

Sponsored by: Mundipharma Pharmaceuticals S.L. Signed date: 19/02/2018

Patents and trademarks

Carballo Cardona C; author; FIBHULP, assignee. Trademark name: Dia-gether. CMI5869911, 2016 September 29.



Introduction 1

Executive summary 2

Information Groups by Area 3

3.1 Neuroscience Area

3.2 Cardiovascular Area

3.3 Infectious Diseases and Immunity Area

3.4 Large System Pathologies Area

3.5 Cancer and Human Molecular Genetics Area

3.6 Surgery, Transplant and Health Technologies Area

Associated Clinicians 4



3.5 Cancer and Human Molecular Genetics Area

Documents: 191	IF: 980.454
Originals: 159	IF: 848.276
DI: 38	QI: 101

Amparo Cano García

Scientific Report

2016
2017
2018

- INGEMM- Institute of Medical and Molecular Genetics Group
- Translational Oncology Group
- Experimental Therapies and Biomarkers in Cancer Group
- Oto-Neurosurgery Research Group
- Cancer Molecular Pathology and Therapeutic Targets Group

- Mechanisms of Tumour Progression Group
- Animal and Cell Models for Detection and Characterization of Leukemic Stem Cells Group
- Research and Diagnosis of Inherited Metabolic Diseases Group
- Regulation of Ciliary Structure and Function by Phosphoinositides Group
- Onco-Hematology Research Group (HUF)



3.5 Cancer and Human Molecular Genetics Area

Introduction

1

Executive summary

2

Information Groups by Area

3

3.1 Neuroscience Area

3.2 Cardiovascular Area

3.3 Infectious Diseases and Immunity Area

3.4 Large System Pathologies Area

3.5 Cancer and Human Molecular Genetics Area

3.6 Surgery, Transplant and Health Technologies Area

Associated Clinicians

4

Scientific Report

2016
2017
2018

Strategic Objectives	Development forecast for the coming years	Actions
<p>Cancer and Medical Genetics area is made up of 10 groups and its objective is to deepen its knowledge in all aspects related to neoplastic disease, including the biology of the tumour, identification of therapeutic targets, development of new treatments, analysis of the efficacy of available treatments, identification of biomarkers and carrying out studies aimed at prevention and early diagnosis. In relation to human and molecular genetics, the aim is to identify genetic alterations related to human diseases in order to make an early diagnosis and prevent the development of pathologies.</p>	<p>Research in the area of cancer and genetics is expanding, both in terms of basic and translational research and clinical research. It is foreseeable that collaboration between groups in the area will continue to increase but also the collaboration with external organisations.</p> <p>In order to facilitate its development, it will be necessary for the Institution to provide sufficient space and adequate common infrastructures</p> <p>It is foreseeable that this expansion will lead to the possibility of applying for European projects and leading consortiums, where once again the support of the Foundation will be essential for their application and management</p>	<ul style="list-style-type: none"> • Facilitate the application request for European projects through the IdiPAZ Internalization Platform • Support researchers to continue being a reference in the international area. • Promote at international level the different research groups of the area, identifying possible synergies between groups and centers, new partners and funding sources, as well as to forge strategic alliances.

IdiPAZ



3.5 Cancer and Human Molecular Genetics Area

Introduction

1

Executive summary

2

Information Groups by Area

3

3.1 Neuroscience Area

3.2 Cardiovascular Area

3.3 Infectious Diseases and Immunity Area

3.4 Large System Pathologies Area

3.5 Cancer and Human Molecular Genetics Area

3.6 Surgery, Transplant and Health Technologies Area

Associated Clinicians

4

Scientific Report

2016
2017
2018



INGEMM- Institute of Medical and Molecular Genetics Group

Publications: **31** Impact Factor: **167.338** QI: **18**

Pablo Daniel Lapunzina Badía. Facultativo Especialista de Área en Genética. Hospital Universitario La Paz.

Cinthia Amiñoso Carbonero. Técnico de Laboratorio. Hospital Universitario La Paz

Pedro Arias Lajara. Técnico de Laboratorio. Hospital Universitario La Paz

Verónica Barca Tierno. Investigadora Predoctoral. Hospital Universitario La Paz

Eva Barroso Ramos. Investigadora Postdoctoral. Hospital Universitario La Paz

Alberta Belinchón Martínez. Investigadora Postdoctoral. Hospital Universitario La Paz

Sara Benito Sanz. Investigadora Postdoctoral. Hospital Universitario La Paz

Ángel Campos Barros. Investigador Senior (Contrato Miguel Servet- I2). Jefe de Laboratorio. Hospital Universitario La Paz

Felipe de Frutos Pérez María. Técnico de Laboratorio. Hospital Universitario La Paz

Ángela del Pozo Mate. Técnico Informático. Hospital Universitario La Paz

Alicia Delicado Navarro. Genetista. Hospital Universitario La Paz

María Ángeles Domínguez Díaz. Técnico de Laboratorio. Hospital Universitario La Paz

Begoña Ezquieta Zubicaray. Bioquímico Adjunto. Hospital Universitario La Paz

Luis Fernández García-Moya. Biólogo. Hospital Universitario La Paz

Blanca Nieves Fernández Martínez. Técnico de Laboratorio. Hospital Universitario La Paz

María Victoria Fernández Montaña. Técnico de Laboratorio. Hospital Universitario La Paz

Amparo García Cardenal. Técnico de Laboratorio. Hospital Universitario La Paz

Fe Amalia García Santiago. Bióloga. Hospital Universitario La Paz

Sixto García-Miñaur Rica. Genetista. Hospital Universitario La Paz

Isabel Gómez Nieto. Técnico de Laboratorio. Hospital Universitario La Paz

Héctor González-Pecellín. Técnico de Laboratorio. Hospital Universitario La Paz

Karen Elise Heath. Investigadora Senior (Contrato Ramón y Cajal- I3). Jefe de Laboratorio. Hospital Universitario La Paz

Teresa López Timénez. Técnico de Laboratorio. Hospital Universitario La Paz

Alicia Llorente Alonso. Técnico de Laboratorio. Hospital Universitario La Paz

María Elena Mansilla Aparicio. Genetista. Hospital Universitario La Paz

María Soledad Martín Rodríguez. Técnico de Laboratorio. Hospital Universitario La Paz

Pilar Martínez González. Bióloga. Hospital Universitario La Paz

Víctor Manuel Martínez González. Investigador Postdoctoral. Hospital Universitario La Paz

Isabel Martínez María. Enfermera. Hospital Universitario La Paz

María Cruz Martínez Martínez. Técnico de Laboratorio. Hospital Universitario La Paz

Paloma Martínez Montero. Facultativo Especialista de Área en Análisis Bioquímicos. Hospital Universitario La Paz

Jesús Molano Mateos. Jefe de Sección. Hospital Universitario La Paz

María Ángeles Mori Álvarez. Bioquímico Adjunto. Hospital Universitario La Paz

Julián Nevado Blanco. Biólogo. Hospital Universitario La Paz



3.5 Cancer and Human Molecular Genetics Area

Introduction

1

Executive summary

2

Information Groups by Area

3

3.1 Neuroscience Area

3.2 Cardiovascular Area

3.3 Infectious Diseases and Immunity Area

3.4 Large System Pathologies Area

3.5 Cancer and Human Molecular Genetics Area

3.6 Surgery, Transplant and Health Technologies Area

Associated Clinicians

4

Scientific Report

2016
2017
2018

María Palomares Bralo. Bióloga. Hospital Universitario La Paz
María Sol Pérez Coto. Técnico de Laboratorio. Hospital Universitario La Paz
Teresa Ramos Álvarez. Enfermera. Hospital Universitario La Paz
Sonia María Rodríguez Novoa. Facultativo Especialista de Área. Responsable del Laboratorio de Genética de las Enfermedades Metabólicas. Hospital Universitario La Paz
Víctor Luis Ruiz Pérez. Investigador Científico de OPIs. Jefe de laboratorio. IIB "Alberto Sols"
Carmen Sánchez Gómez. Técnico de Laboratorio. Hospital Universitario La Paz
Fernando Santos Simarro. Médico Adjunto de Pediatría. Hospital Universitario La Paz
Juan Carlos Silla Castro. Bioinformático de Sistemas. Hospital Universitario La Paz
Jesús Solera García. Facultativo Especialista de Área en Análisis Bioquímicos. Hospital Universitario La Paz
Constanza Solís Villa. Farmacéutica Adjunta. Hospital Universitario La Paz
María Luisa de Torres Perezhidalgo. Bióloga Adjunta. Hospital Universitario La Paz

Strategic Objective

This is a clinical and basic research team that conducts several lines of research into early diagnosis, disease mechanisms and new therapeutic strategies for genetic diseases, developmental disorders and congenital defects.

It is a heterogeneous group consisting of physicians, pharmacists, molecular biologists, bioinformaticians, technicians and administrative officers.

Research Lines

- Subtelomeric rearrangements in patients with idiopathic mental retardation
- Genetic and functional analysis of the SHOX and SHOX2 genes in human growth
- Overgrowth syndromes. Clinical and molecular analysis
- Genetic aspects of harmonic short stature
- Genetic aspects of monogenic diabetes mellitus
- Genetics of the GHrelax axis in infantile onset obesity
- SNPs arrays in pharmacogenetics of HIV patients
- CGH arrays and genomic rearrangements in patients with congenital malformations, intellectual disability and tumours
- Molecular genetics of hypertrophic cardiomyopathy
- Functional analysis of CLCN1 mutations in congenital myotonia
- Molecular study of endothelial dysfunction in diabetes and ageing
- Molecular characterization of the 22q11.2 region by MLPA, microsatellites and FISH
- Pharmacogenetics and pharmacogenomics

- Autosomal recessive osteogenesis imperfecta
- Genomic tools for diagnosis: BAC, oligos and SNP arrays
- Macrocephaly-capillary malformations and syndromes with macrocephaly
- Next generation sequencing as a new tool in the diagnosis of genetic diseases
- Dravet syndrome

Research Activity

Publications

- Barreda-Bonis AC, Barraza-García J, Parrón M, Pastor I, Heath KE, González-Casado I. Multiple SLC26A2 mutations occurring in a three-generational family. *Eur J Med Genet.* 2018; 61(1): 24-8. Article. IF: 2.022; Q3
- Bonaglia MC, Kurtas NE, Errichiello E, Bertuzzo S, Beri S, Mehrjouy MM, Provenzano A, Vergani D, Pecile V, Novara F, Reho P, Di Giacomo MC, Discepoli G, Giorda R, Aldred MA, Santos-Reboucas CB, Goncalves AP, Abuelo DN, Giglio S, Ricca I, Franchi F, Patsalis P, Sismani C, Mori MA, Nevado J, Tommerup N, Zuffardi O. De novo unbalanced translocations have a complex history/aetiology. *Hum Genet.* 2018; 137(10): 817-29. Article. IF: 5.207; Q1
- Borobia AM, Dapia I, Tong HY, Arias P, Muñoz M, Tenorio J, Hernández R, García IG, Gordo G, Ramírez E, Frías J, Lapunzina P, Carcas AJ. Clinical implementation of pharmacogenetic testing in a hospital of the Spanish National Health System: Strategy and experience over 3 years. *CTS-Clin Transl Sci.* 2018; 11(2): 189-99. Article. IF: 3.989; Q2
- Brioude F, Kalish JM, Mussa A, Foster AC, Bliet J, Ferrero GB, Boonen SE, Cole T, Baker R, Bertolotti M, Cocchi G, Coze C, de Pellegrin M, Hussain K, Ibrahim A, Kilby MD, Krajewska-Walasek M, Kratz CP, Ladusans EJ, Lapunzina P, Le Bouc Y, Maas SM, Macdonald F, Ounap K, Peruzzi L, Rossignol S, Russo S, Shipster C, Skorka A, Tatton-Brown K, Tenorio J, Tortora C, Gronskov K, Netchine I, Hennekam RC, Prawitt D, Tumer Z, Eggermann T, Mackay DJG, Riccio A, Maher ER. Clinical and molecular diagnosis, screening and management of Beckwith-Wiedemann syndrome: an international consensus statement. *Nat Rev Endocrinol.* 2018; 14(4): 229-49. Article. IF: 24.646; D1
- Bueno A, Rodríguez-López R, Reyes-Palomares A, Rojano E, Corpas M, Nevado J, Lapunzina P, Sánchez-Jiménez F, Ranea JAG. Phenotype-loci associations in networks of patients with rare disorders: application to assist in the diagnosis of novel clinical cases. *Eur J Hum Genet.* 2018; 26(10): 1451-61. Article. IF: 3.65; Q2
- Bueno JCR, Sánchez CA, de Sotomayor FSA, Izquierdo-Álvarez S, Gallart MDM, García JS. Novel probable pathological variant c.1249A>C in exon 7 of the GAA gene associated with Pompe disease in adults. *Neurologia.* 2018; 33(5): 346-8. Letter. IF: 2.038; Q3
- Doyard M, Bacrot S, Huber C, Di Rocco M, Goldenberg A, Aglan MS, Brunelle P, Temtamy S, Michot C, Otaify GA, Haudry C, Castanet M, Leroux J, Bonnefont JP, Munnich A, Baujat G, Lapunzina P, Monnot S, Ruiz-Pérez VL, Cormier-Daire V. FAM46A mutations are responsible for autosomal recessive osteogenesis imperfecta. *J Med Genet.* 2018; 55(4): 278-84. Article. IF: 5.899; Q1
- Fasciani I, Pluta P, González-Nieto D, Martínez-Montero P, Molano J, Paino CL, Millet O, Barrio LC.



3.5 Cancer and Human Molecular Genetics Area

Introduction 1

Executive summary 2

Information Groups by Area 3

3.1 Neuroscience Area

3.2 Cardiovascular Area

3.3 Infectious Diseases and Immunity Area

3.4 Large System Pathologies Area

3.5 Cancer and Human Molecular Genetics Area

3.6 Surgery, Transplant and Health Technologies Area

Associated Clinicians 4

Scientific Report

2016
2017
2018

Directional coupling of oligodendrocyte connexin-47 and astrocyte connexin-43 gap junctions. *Glia*. 2018; 66(11): 2340-52. Article. IF: 5.829; Q1

- Fernández L, Tenorio J, Polo-Vaquero C, Vallespín E, Palomares-Bralo M, García-Miñaur S, Santos-Simarro F, Arias P, Carnicer H, Giannivelli S, Medina J, Pérez-Maya R, Solís J, Rodríguez M, Villagrà A, Rodríguez L, Nevado J, Martínez-Glez V, Heath KE, Lapunzina P. In-frame variants in FLNA proximal Rod 1 domain associate with a predominant cardiac valvular phenotype. *Rev Esp Cardiol*. 2018; 71(7): 545-52. Article. IF: 5.126; Q1
- Flottmann R, Kragesteen BK, Geuer S, Socha M, Allou L, Sowinska-Seidler A, de Jarcy LB, Wagner J, Jamsheer A, Oehl-Jaschkowitz B, Wittler L, de Silva D, Kurth I, Maya I, Santos-Simarro F, Hulsemann W, Klopocki E, Mountford R, Fryer A, Borck G, Horn D, Lapunzina P, Wilson M, Mascres B, Duboule D, Mundlos S, Spielmann M. Noncoding copy-number variations are associated with congenital limb malformation. *Genet Med*. 2018; 20(6): 599-607. Article. IF: 8.683; D1
- Gordo G, Tenorio J, Arias P, Santos-Simarro F, García-Miñaur S, Moreno JC, Nevado J, Vallespín E, Rodríguez-Laguna L, de Mena R, Dapia I, Palomares-Bralo M, del Pozo A, Ibáñez K, Silla JC, Barroso E, Ruiz-Perez VL, Martínez-Glez V, Lapunzina P. mTOR mutations in Smith-Kingsmore syndrome: Four additional patients and a review. *Clin Genet*. 2018; 93(4): 762-75. Review. IF: 4.104; Q1
- Hauer NN, Popp B, Schoeller E, Schuhmann S, Heath KE, Hisado-Oliva A, Klinger P, Kraus C, Trautmann U, Zenker M, Zweier C, Wiesener A, Abou Jamra R, Kunstmann E, Wieczorek D, Uebe S, Ferrazzi F, Buttner C, Ekici AB, Rauch A, Sticht H, Dorr HG, Reis A, Thiel CT. Clinical relevance of systematic phenotyping and exome sequencing in patients with short stature. *Genet Med*. 2018; 20(6): 630-8. Article. IF: 8.683; D1
- Hemati P, Revah-Politi A, Bassan H, Petrovski S, Bilancia CG, Ramsey K, Griffin NG, Bier L, Cho MT, Rosello M, Lynch SA, Colombo S, Weber A, Haug M, Heinzen EL, Sands TT, Narayanan V, Primiano M, Aggarwal VS, Millán F, Sattler-Holtrop SG, Caro-Llopis A, Pillar N, Baker J, Freedman R, Kroes HY, Sacharow S, Stong N, Lapunzina P, Schneider MC, Mendelsohn NJ, Singleton A, Ramey VL, Wou K, Kuzminsky A, Monfort S, Weiss M, Doyle S, Iglesias A, Martínez F, McKenzie F, Orellana C, van Gassen KLI, Palomares M, Bazzak L, Lee A, Bircher A, Basel-Vanagaite L, Hafstrom M, Houge G, Goldstein DB, Anyane-Yeboah K. Refining the phenotype associated with GNBI mutations: Clinical data on 18 newly identified patients and review of the literature. *Am J Med Genet A*. 2018; 176(11): 2259-75. Article. IF: 2.197; Q3
- Hisado-Oliva A, Ruzafa-Martín A, Sentchordi L, Funari MFA, Bezanilla-López C, Alonso-Bernáldez M, Barraza-García J, Rodríguez-Zabala M, Lerario AM, Benito-Sanz S, Aza-Carmona M, Campos-Barros A, Jorge AAL, Heath KE. Mutations in C-natriuretic peptide (NPPC): a novel cause of autosomal dominant short stature. *Genet Med*. 2018; 20(1): 91-7. Article. IF: 8.683; D1.
- Jenkins ZA, Macharg A, Chang CY, van Kogelenberg M, Morgan T, Frentz S, Wei WH, Pilch J, Hannibal M, Foulds N, McGillivray G, Leventer RJ, García-Miñaur S, Sugito S, Nightingale S, Markie DM, Dudding T, Kapur RP, Robertson SP. Differential regulation of two FLNA transcripts explains some of the phenotypic heterogeneity in the loss-of-function filaminopathies. *Hum Mutat*. 2018; 39(1): 103-13. Article. IF: 4.453; Q1
- Kievit A, Tessadori F, Douben H, Jordens I, Maurice M, Hoogeboom J, Hennekam R, Nampoothiri S, Kayserili H, Castori M, Whiteford M, Motter C, Melver C, Cunningham M, Hing A, Kokitsu-Nakata NM, Vendramini-Pittoli S, Richieri-Costa A, Baas AF, Breugem CC, Duran K, Massink M, Derksen

- PWB, Van Ijcken WFJ, van Unen L, Santos-Simarro F, Lapunzina P, Lopes VLGD, Lustosa-Mendes E, Krall M, Slavotinek A, Martínez-Glez V, Bakkers J, Van Gassen KLI, de Klein A, van den Boogaard MJH, van Haften G. Variants in members of the cadherin-catenin complex, CDH1 and CTNND1, cause blepharocheilodontic syndrome. *Eur J Hum Genet*. 2018; 26(2): 210-9. Article. IF: 3.65; Q2
- López M, García-Oguiza A, Armstrong J, García-Cobaleda I, García-Miñaur S, Santos-Simarro F, Seidel V, Dominguez-Garrido E. Rubinstein-Taybi 2 associated to novel EP300 mutations: deepening the clinical and genetic spectrum. *BMC Med Genet*. 2018; 19: 36. Article. IF: 1.74; Q3
- López-Delgado L, Riancho-Zarrabeitia L, García-Unzueta MT, Tenorio JA, García-Hoyos M, Lapunzina P, Valero C, Riancho JA. Abnormal bone turnover in individuals with low serum alkaline phosphatase. *Osteoporosis Int*. 2018; 29(9): 2147-50. Article. IF: 3.819; Q2
- Martín CA, Sarios K, Logan CV, Thakur RS, Parry DA, Bizard AH, Leitch A, Cleal L, Ali NS, Al-Owain MA, Allen W, Altmueller J, Aza-Carmona M, Barakat BAY, Barraza-García J, Begtrup A, Bogliolo M, Cho MT, Cruz-Rojo J, Dhahrahi HAM, Elcioglu NH, Gosgene, Gorman GS, Jobling R, Kesterton I, Kishita Y, Kohda M, Stabej PLQ, Malallah AJ, Nuernberg P, Ohtake A, Okazaki Y, Pujol R, Ramirez MJ, Revah-Politi A, Shimura M, Stevens P, Taylor RW, Turner L, Williams H, Wilson C, Yigit G, Zahavich L, Alkuraya FS, Surrallés J, Iglesias A, Murayama K, Wollnik B, Dattani M, Heath KE, Hickson ID, Jackson AP. Mutations in TOP3A cause a bloom syndrome-like disorder. *Am J Hum Genet*. 2018; 103(2): 221-31. Article. IF: 9.924; D1
- Mora JRH, Tayama C, Sánchez-Delgado M, Monteagudo-Sánchez A, Hata K, Ogata T, Medrano J, Poo-Llanillo ME, Simón C, Morán S, Esteller M, Tenorio J, Lapunzina P, Kagami M, Monk D, Nakabayashi K. Characterization of parent-of-origin methylation using the Illumina Infinium MethylationEPIC array platform. *Epigenomics-Uk*. 2018; 10(7): 941-54. Article. IF: 4.404; Q1
- Muñoz-Cabello P, García-Miñaur S, Espinel-Vallejo ME, Fernández-Franco L, Stephens A, Santos-Simarro F, Lapunzina-Badia P, McAllister M. Translation and cross-cultural adaptation with preliminary validation of GCOS-24 for use in Spain. *J Genet Couns*. 2018; 27(3): 732-43. Article. IF: 2.446; Q3
- Niceta M, Margiotti K, Digilio MC, Guida V, Bruselles A, Pizzi S, Ferraris A, Memo L, Laforgia N, Dentici ML, Consoli F, Torrente I, Ruiz-Pérez VL, Dallapiccola B, Marino B, de Luca A, Tartaglia M. Biallelic mutations in DYNC2LI1 are a rare cause of Ellis-van Creveld syndrome. *Clin Genet*. 2018; 93(3): 632-9. Article. IF: 4.104; Q1
- Priolo M, Schanze D, Tatton-Brown K, Mulder PA, Tenorio J, Kooball K, Acero IH, Alkuraya FS, Arias P, Bernardini L, Bijlsma EK, Cole T, Coubes C, Dapia I, Davies S, Di Donato N, Elcioglu NH, Fahrner JA, Foster A, González NG, Huber I, lascone M, Kaiser AS, Kamath A, Liebelt J, Lynch SA, Maas SM, Mammi C, Mathijssen IB, McKee S, Menke LA, Mirzaa GM, Montgomery T, Neubauer D, Neumann TE, Pintomalli L, Pisanti MA, Plomp AS, Price S, Salter C, Santos-Simarro F, Sarda P, Segovia M, Shaw-Smith C, Smithson S, Suri M, Valdez RM, Van Haeringen A, Van Hagen JM, Zollino M, Lapunzina P, Thakker RV, Zenker M, Hennekam RC. Further delineation of Malan syndrome. *Hum Mutat*. 2018; 39(9): 1226-37. Article. IF: 4.453; Q1
- Recine MAH, Lima KSM, García EV, García-Miñaur S, del Castillo JMB, de los Bueis AB. Heredity and in vivo confocal microscopy of punctiform and polychromatic pre-Descemet dystrophy. *Graef Arch Clin Exp*. 2018; 256(9): 1661-7. Article. IF: 2.25; Q2
- Rodríguez-Laguna L, Ibáñez K, Gordo G, García-Miñaur S, Santos-Simarro F, Agra N, Vallespín E, Fernández-Montano VE, Martín-Arenas R, del Pozo A, González-Pecellín H, Mena R, Rueda-Arenas



3.5 Cancer and Human Molecular Genetics Area



Introduction 1

Executive summary 2

Information Groups by Area 3

3.1 Neuroscience Area

3.2 Cardiovascular Area

3.3 Infectious Diseases and Immunity Area

3.4 Large System Pathologies Area

3.5 Cancer and Human Molecular Genetics Area

3.6 Surgery, Transplant and Health Technologies Area

Associated Clinicians 4

Scientific Report

2016
2017
2018

I, Gómez MV, Villaverde C, Bustamante A, Ayuso C, Ruiz-Pérez VL, Nevado J, Lapunzina P, López-Gutiérrez JC, Martínez-Glez V. CLAPO syndrome: identification of somatic activating PIK3CA mutations and delineation of the natural history and phenotype. *Genet Med*. 2018; 20(8): 882-9. Article. IF: 8.683; D1

- Sentchordi-Montane L, Aza-Carmona M, Benito-Sanz S, Barreda-Bonis AC, Sánchez-Garre C, Prieto-Matos P, Ruiz-Ocana P, Lechuga-Sancho A, Carcavilla-Urqui A, Mulero-Collantes I, Martos-Moreno GA, del Pozo A, Vallespín E, Offiah A, Parrón-Pajares M, Dinis I, Sousa SB, Ros-Pérez P, González-Casado I, Heath KE. Heterozygous aggrecan variants are associated with short stature and brachydactyly: Description of 16 probands and a review of the literature. *Clin Endocrinol*. 2018; 88(6): 820-9. Review. IF: 2.897; Q3
- Skuplik I, Benito-Sanz S, Rosin JM, Bobick BE, Heath KE, Cobb J. Identification of a limb enhancer that is removed by pathogenic deletions downstream of the SHOX gene. *Sci Rep-Uk*. 2018; 8: 14292. Article. IF: 4.011; Q1
- Turnpenney PD, Wright MJ, Sloman M, Caswell R, van Essen AJ, Gerkes E, Pfundt R, White SM, Shaul-Lotan N, Carpenter L, Schaefer GB, Fryer A, Innes AM, Forbes KP, Chung WK, McLaughlin H, Henderson LB, Roberts AE, Heath KE, Paumard-Hernández B, Gener B, Fawcett KA, Gjergja-Juraski R, Pilz DT, Fry AE. Missense mutations of the Pro65 residue of PCGF2 cause a recognizable syndrome associated with craniofacial, neurological, cardiovascular, and skeletal features. *Am J Hum Genet*. 2018; 103(5): 786-93. Article. IF: 9.924; D1
- Vasques GA, Funari MFA, Ferreira FM, Aza-Carmona M, Sentchordi-Montane L, Barraza-García J, Lerario AM, Yamamoto GL, Naslavsky MS, Duarte YAO, Bertola DR, Heath KE, Jorge AAL. IHH gene mutations causing short stature with nonspecific skeletal abnormalities and response to growth hormone therapy. *J Clin Endocr Metab*. 2018; 103(2): 604-14. Article. IF: 5.605; Q1
- Villafuerte B, Natera-de-Benito D, González A, Mori MA, Palomares M, Nevado J, García-Miñaur S, Lapunzina P, González-Granado LI, Allende LM, Moreno JC. The brain-lung-thyroid syndrome (BLTS): A novel deletion in chromosome 14q13.2-q21.1 expands the phenotype to humoral immunodeficiency. *Eur J Med Genet*. 2018; 61(7): 393-8. Article. IF: 2.022; Q3
- Zhao YJ, Guo TW, Fiksinski A, Breetvelt E, McDonald-McGinn DM, Crowley TB, Diacou A, Schneider M, Eliez S, Swillen A, Breckpot J, Vermeesch J, Chow EWC, Gothelf D, Duijff S, Evers R, van Amelsvoort TA, van den Bree M, Owen M, Niarchou M, Bearden CE, Ornstein C, Pontillo M, Buzzanca A, Vicari S, Armando M, Murphy KC, Murphy C, García-Miñaur S, Philip N, Campbell L, Morey-Canellas J, Raventos J, Rosell J, Heine-Suner D, Shprintzen RJ, Gur RE, Zackai E, Emanuel BS, Wang T, Kates WR, Bassett AS, Vorstman JAS, Morrow BE. Variance of IQ is partially dependent on deletion type among 1,427 22q11.2 deletion syndrome subjects. *Am J Med Genet A*. 2018; 176(10): 2172-81. Article. IF: 2.197; Q3

Public projects

Barroso Ramos E. Identificación de nuevos genes responsables del síndrome de Dravet y de espectros asociados de encefalopatías epilépticas febriles (PII4/01753). ISCIII. 2015-2019.

Management centre: FIBHULP

Campos Barros A. Miguel Servet Stabilisation Contracts (I2). ISCIII/CAM. 2008-2025.

Management centre: FIBHULP

del Pozo Maté A. Determinación de la expresión alélica específica para establecer la patogenicidad de las variantes genómicas determinadas por NGS en pacientes con cardiopatías congénitas (PII6/01444). ISCIII. 2017-2019.


Management centre: FIBHULP

Heath KE. Identificación y caracterización funcional de nuevos genes y loci genómicos implicados en displasias esqueléticas (SAF2015-66831-R). MINECO. 2016-2018.

Management centre: FIBHULP

Heath KE. Ramón y Cajal Stabilisation contracts (I3). CM. 2009-2025.

Management centre: FIBHULP





3.5 Cancer and Human Molecular Genetics Area

Introduction 1

Executive summary 2

Information Groups by Area 3

3.1 Neuroscience Area

3.2 Cardiovascular Area

3.3 Infectious Diseases and Immunity Area

3.4 Large System Pathologies Area

3.5 Cancer and Human Molecular Genetics Area

3.6 Surgery, Transplant and Health Technologies Area

Associated Clinicians 4

Scientific Report

2016
2017
2018

Lapunzina Badía P. Búsqueda de nuevos genes y nuevas patologías mediante la aplicación de secuenciación masiva en una cohorte de pacientes con síndromes de sobrecrecimiento bien caracterizados clínicamente (PI15/01481). ISCIII. 2016-2018.
Management centre: FIBHULP

Lapunzina Badía PD. Proyecto piloto para la mejora del diagnóstico genético de personas y familias afectadas con enfermedades raras de base genética. ISCIII, Ministerio de Sanidad, Consumo y Bienestar Social. 2018-2021 .
Management centre: FIBHULP

Palomares Bralo M. Secuenciación del exoma para el diagnóstico de niños con trastorno del desarrollo neurológico o discapacidad intelectual severa-moderada (PI13/02010). ISCIII. 2014-2018.
Management centre: FIBHULP

Palomares Bralo M. RAREGENOMICS-CM - Red de recursos genómicos, funcionales, clínicos y terapéuticos para el estudio de las enfermedades raras neurológicas (S2017/BMD-3721). CM. 2018-2020.
Management centre: FIBHULP

Rodríguez Novoa S. Diagnóstico genético de hipercolesterolemia familiar mediante next generation sequencing: estudio funcional de nuevas variantes. Transcriptómica y miRNAs y su impacto en el fenotipo (PI15/00122). ISCIII. 2016-2018.
Management centre: FIBHULP

Santos Simarro F. Clinical characterization and molecular genetic analysis of the baf complex related syndromes (PI14/01922). ISCIII. 2015-2019.
Management centre: FIBHULP

Dapia García I. Contrato de garantía juvenil (PEJ15/BIO/AI-0222). CM. 2016-2018.
Management centre: FIBHULP

Fernández Elvira M. Contrato de garantía juvenil (PEJ15/BIO/TL-0158). CM. 2016-2018.
Management centre: FIBHULP

Lobato Vidal N. Contrato de garantía juvenil (PEJ15/BIO/AI-0286). CM. 2016-2018.
Management centre: FIBHULP

Lapunzina Badía PD. CIBERer (CB06/07/1033). ISCIII. 2007-2019.
Management centre: FIBHULP

Private projects

Lapunzina Badía PD. Estudios citogenéticas y moleculares en población con enfermedades de base genética en el Hospital La Paz. Agilent Technologies Spain S.L. 2007-Ongoing.
Management centre: FIBHULP

Lapunzina Badía PD. Curso de microarrays en genética médica e investigación Dr. Lapunzina. Stakeholders. 2017-Ongoing.
Management centre: FIBHULP

Lapunzina Badía PD. Curso NGS en genética clínica e investigación: preparación de muestras, análisis e interpretación de datos. Stakeholders. 2017-Ongoing.
Management centre: FIBHULP

Campos Barros A. Analisis genético de la deficiencia idiopática de GH y deficiencia primaria de IGF-I en talla baja. Ipsen Pharma S.P.S. 2012-Ongoing.
Management centre: FIBHULP

Lapunzina Badía PD. Análisis genético y genómico en pacientes afectados por la enfermedad de Gorham-Stout y por anomalías generales. The Lymphatic Malformation Institute. 2012-Ongoing.
Management centre: FIBHULP

Lapunzina Badía PD. Análisis genómico global en el síndrome de invdupdel(8p): evaluación de la dosis genómica mediante microarrays personalizados de SNPS y estudio de genes candidatos del fenotipo. La Asociación Sindr. Dupli. Invers. Delecion del Brazo Corto del Cromosoma 8 (ASDID). 2015-Ongoing.
Management centre: FIBHULP

Lapunzina Badía PD. Análisis mutacional del gen SCNA1 en pacientes con diagnóstico clínico de síndrome de Dravet. Abyntek Biopharma S.L. 2011-Ongoing.
Management centre: FIBHULP

Nevado Blanco J. Aproximación genómica en el síndrome de Phelanmc Dermid [síndrome de microdelecion 22q13]: microarrays personalizados de SNPS y evaluación de los genes candidatos. La Asociación Síndrome Phelan-Mcdermid. 2017-Ongoing.
Management centre: FIBHULP

Solera García J. Estudio de microRNAs en pacientes con glucogenosis tipo II (enfermedad de Pompe) como marcadores de diagnóstico, progresión de la enfermedad y respuesta al tratamiento. Fundación Genzyme. 2013-Ongoing.
Management centre: FIBHULP

Lapunzina Badía PD. Screening of high-risk pediatric population using an epilepsy gene panel for early diagnosis of neuronal ceroid lipofuscinosis type 2 (CLN2) disease. Biomarin International Limited. 2017-Ongoing.
Management centre: FIBHULP

Lapunzina Badía PD. Investigar y desarrollar un sistema diagnóstico rápido y eficaz de las patologías de origen genético. Construcción de un centro de excelencia de investigación en bioinformática que permita el desarrollo de la tecnología en proyectos de investigación que mediante la implantación de sistemas de secuenciación de nueva generación que permita proporcionar diagnóstico avanzado a las patologías genéticas. Dravet Syndrome Foundation (Delegación En España). 2012-Ongoing.
Management centre: FIBHULP



3.5 Cancer and Human Molecular Genetics Area



Introduction 1

Executive summary 2

Information Groups by Area 3

3.1 Neuroscience Area

3.2 Cardiovascular Area

3.3 Infectious Diseases and Immunity Area

3.4 Large System Pathologies Area

3.5 Cancer and Human Molecular Genetics Area

3.6 Surgery, Transplant and Health Technologies Area

Associated Clinicians 4

Scientific Report

2016
2017
2018

Lapunzina Badía PD. Eexomas baleares y extremadura. Sanidad Publica de la Comunidad de Extremadura. 2018-Ongoing.

Managment centre: FIBHULP

Lapunzina Badía PD. Análisis genómico global en el síndrome de Invdup(15) [síndrome]: evaluación de la dosis genómica mediante microarrays personalizados de SNPS y estudio de genes candidatos del fenotipo. Fundación Inversión Duplicación del Cromosoma 15. 2017-Ongoing.

Managment centre: FIBHULP

Lapunzina Badía PD. Estudio clínico citogenético y molecular del síndrome de microdelección 22q11,2 caracterización molecular de la región. Genycell Biotech. 2013-Ongoing.

Managment centre: FIBHULP

Lapunzina Badía PD. Análisis global de la hipofosfatasa: evaluación de la dosis genómica mediante MLPA y estudio del gen ALPL en pacientes con sospecha clínica. Innovaciones Geneticas S.L. 2014-Ongoing.

Managment centre: FIBHULP

Heath K. Estudio comprensivo de la genética de las displasias esqueléticas: 1) caracterización de la regulación de Shox en la placa de crecimiento humano, y 2) análisis genético de las displasias esqueléticas mediante ACGH y NGS. Biomarin International Limited. 2012-Ongoing.

Managment centre: FIBHULP

Lapunzina Badía PD. Búsqueda de mutaciones en el gen cripak y otros modificadores en pacientes con hipertensión arterial pulmonar. Fundación contra la Hipertensión Pulmonar (FCHP). 2018-Ongoing.

Managment centre: FIBHULP

Lapunzina Badía PD. Evaluación genómica en el síndrome de Wolf-Hirschhorn [síndrome 4p]: microarrays personalizados de SNPS y estudio de genes candidatos. Asociación Española del Síndrome de Wolf Hirschhorn. 2017-Ongoing.

Managment centre: FIBHULP

Lapunzina Badía PD. Organización jornadas de investigación: XVII Congreso nacional de la asociación española de genética humana. Tilesa Kenes Spain S.L. 2013-Ongoing.

Managment centre: FIBHULP

Lapunzina Badía PD. Estudio genético-molecular de genes candidatos en pacientes con hipertensión pulmonar idiopática. Actelion Pharmaceuticals España. 2011-Ongoing.

Managment centre: FIBHULP

Lapunzina Badía PD. Patrocinio Jornadas de DNA day. Stakeholders. 2012-Ongoing.

Managment centre: FIBHULP

Martínez González VM. Estudio genético y funcional en pacientes con enfermedades de Gorham-Stout (GSD) y anomalías linfáticas generalizadas (GLA). The Lymphatic Malformation Institute. 2018-Ongoing.

Managment centre: FIBHULP

Nevado Blanco J. Curso de análisis bioinformático de datos de secuenciación masiva aplicado al entorno clínico de investigación. Stakeholders. 2017-Ongoing.

Managment centre: FIBHULP

Lapunzina Badía PD. Craniofacial microsomnia> genetic causes and pathway discovery. Seattle Children-S Hospital Research Foundation. 2017-Ongoing.

Managment centre: FIBHULP

Rodríguez Novoa SM. Renal tubular and markers of bone turnover in hbv monoinfected patients during long term treatment with entecavir or tenofovir. Bristol-Myers Squibb International Corporation (BMSIC). 2011-Ongoing.

Managment centre: FIBHULP

Lapunzina Badía PD. Estudio clínico molecular en pacientes con síndrome de sobrecrecimiento (SSC). Estudio de los genes NSD1, NIZP1, HRAS, CDKN1C, GLP3, y de las regiones cromosómicas 5q35, xq26 y 11p en pacientes con SSC. Efficie Servicios para la Investigación S.L. 2005-Ongoing.

Managment centre: FIBHULP

Lapunzina Badía PD. Determinación genómica de muestras del biomarcador del gen KRAS y NRAS. Amgen S.A. 2014-Ongoing.

Managment centre: FIBHULP

Patents and trademarks

Friedman S, Li D, Narla G, Martignetti J, Heath K, inventors; Mount Sinai School of Medicine, assignee; Kruppel-like factor 6 (klf6), a tumor suppressor protein, and diagnostics, therapeutics, and screening based on this protein. PCT/US2001/025046, EPI 332362, US2005181374, US2011059899, AU8479001, CA2419064; 2000 August 09.

INGEMM, author; FIBHULP, assignee. Brand name: INGEMM INSTITUTO DE GENÉTICA MÉDICA Y MOLECULAR DEL HOSPITAL UNIVERSITARIO LA PAZ; ESM 2.884.849, USM 77.891.143, CM 8.746.869; 2009 July 16, 2009 December 11, 2009 December 10.





3.5 Cancer and Human Molecular Genetics Area



Introduction 1

Executive summary 2

Information Groups by Area 3

3.1 Neuroscience Area

3.2 Cardiovascular Area

3.3 Infectious Diseases and Immunity Area

3.4 Large System Pathologies Area

3.5 Cancer and Human Molecular Genetics Area


3.6 Surgery, Transplant and Health Technologies Area

Associated Clinicians 4

Scientific Report

2016
2017
2018

INGEMM, author; FIBHULP, assignee. Brand name: KaryoArray; USM 79.078.751, CM 8.512.907; 2010 January 07, 2009 August 27.



INGEMM, author; FIBHULP, assignee. Brand name: OverGrowthArray; ESM 2.958.709-3, USM 85.334.932, CM 10.009.256; 2010 December 02, 2011 June 01, 2011 May 31.



INGEMM, author; FIBHULP, assignee. Brand name: MetabolArray; ESM 2.958.711-5, USM 85.334.903, CM 10.009.348; 2010 December 02, 2011 June 01, 2011 May 31.



Palomares M, Lapunzina P, Nevado J, Vallespin E, Vallcorba I, Melero J, authors; FIBHULP, Hospital Infanta Cristina (Badajoz) Fundesalud, assignees. Brand name: OncoHematoArray; ESM 2.958.703-4, USM 85.334.842, CM 10.009.181; 2010 December 02, 2011 June 01, 2011 May 31.



INGEMM, author; FIBHULP, assignee. Brand name: OncoArray; ESM 2.962.910, USM 85.363.107, CM 10.091.882; 2011 January 05, 2011 July 05, 2011 July 01.



Lapunzina P, Nevado J, Solera J, Vallespin E, Martínez P, Martínez-González V, authors; FIBHULP, assignee. Brand name: ONCOSeq; USM 85.457.843, CM 9.969.064; 2011 October 27, 2011 May 16.



Moreno JC, Moya CM, Vallespin E, Lapunzina P, Nevado J, authors; FIBHULP, assignee. Brand name: ThyroArray; USM 85.686.688, CM 10.904.951; 2012 July 25, 2012 May 23.



Lapunzina Badía P, Borobia Pérez AM, Carcas Sansuán AJ, Tenorio Castaño JA, Arias Lajara P, Lubomirov Jristov R, authors; FIBHULP, UAM, assignees. Brand name: PharmArray; USM 86.004.412, CM 11.608.403; 2013 July 08, 2013 February 27



Lapunzina Badía PD, Borobia Pérez AM, Carcas Sansuán AJ, Tenorio Castaño JA, Arias Lajara P, Frías Iniesta J, Dapia García I, Muñoz M, authors; FIBHULP, UAM, assignees. Brand name: ClinPharmarray; CM15489511; 2016 May 31, 2016 September 07.



Palomares Bralo M, Vallespín García E, del Pozo Mate A, Santos Simarro F, authors; FIBHULP, assignee. Brand name: RD-Seq Sequencing Rare Diseases; CM 17.911.029; 2018 May 31.





3.5 Cancer and Human Molecular Genetics Area

Introduction 1

Executive summary 2

Information Groups by Area 3

3.1 Neuroscience Area

3.2 Cardiovascular Area

3.3 Infectious Diseases and Immunity Area

3.4 Large System Pathologies Area

3.5 Cancer and Human Molecular Genetics Area

3.6 Surgery, Transplant and Health Technologies Area

Associated Clinicians 4

Scientific Report

2016
2017
2018



Translational Oncology Group

Publications: 39 Impact Factor: 164.487 QI: 19

Jaime Feliú Batlle. Jefe de Servicio de Oncología Médica. Hospital Universitario La Paz. Profesor Titular de Oncología. Universidad Autónoma de Madrid

Jorge Barriuso Feijóo. Facultativo Especialista de Área en Oncología. Hospital Universitario La Paz

Borja Belandía Gómez. Científico Titular. IIB "Alberto Sols"

Beatriz Castelo Fernández. Facultativo Especialista de Área en Oncología. Hospital Universitario La Paz

Paloma Cejas Guerrero. Investigadora Postdoctoral. Hospital Universitario La Paz

Roberto Crespo San Pedro. Técnico Superior en Anatomía Patológica. Hospital Universitario La Paz

Ana Belén Custodio Carretero. Facultativo Especialista de Área en Oncología. Hospital Universitario La Paz

Enrique Espinosa Arranz. Facultativo Especialista de Área en Oncología. Hospital Universitario La Paz. Profesor Asociado. Universidad Autónoma de Madrid

Juan Ángel Fresno Vara. Investigador Senior (Contrato Miguel Servet - 12). Jefe de Laboratorio. Hospital Universitario La Paz

Ángelo Gámez Pozo. Investigador Postdoctoral (Contrato Técnico de Apoyo). Hospital Universitario La Paz

Laura García Acebedo. Médico Interno Residente. Coordinadora del Registro de Tumores. Hospital Universitario La Paz

Ismael Ghanem Cañete. Facultativo Especialista de Área en Oncología. Hospital Universitario La Paz

Juan Carlos Lacal Sanjuán. Profesor de Investigación. IIB "Alberto Sols"

Victoria María Heredia Soto. Investigadora Postdoctoral. Hospital Universitario La Paz

Rocío López Vacas. Técnico de Laboratorio (Contrato Técnico de Apoyo). Hospital Universitario La Paz

Virginia Martínez Marín. Facultativo Especialista de Área en Oncología. Hospital Universitario La Paz

Ignacio Palmero Rodríguez. Científico Titular. IIB "Alberto Sols"

Álvaro Pinto Marín. Facultativo Especialista de Área en Oncología. Hospital Universitario La Paz

Andrés Redondo Sánchez. Facultativo Especialista de Área en Oncología. Hospital Universitario La Paz. Profesor Asociado. Universidad Autónoma de Madrid

Nuria Rodríguez Salas. Facultativo Especialista de Área en Oncología. Hospital Universitario La Paz

Pilar Zamora Auñón. Facultativo Especialista de Área en Oncología. Hospital Universitario La Paz. Profesor Asociado. Universidad Autónoma de Madrid

Strategic Objective

The aim of cancer research is to improve understanding of all aspects of the disease, including deepening our understanding of the biology of the tumour, developing new treatments, analysing the efficacy of diagnostic tests and performing studies aimed at prevention and early diagnosis.

The Translational Oncology group's objective is to conduct highly scientific applied research in such a way that basic research can be rapidly translated to clinical practice. In other words, cancer patients at La Paz University Hospital benefit almost immediately from the results of research conducted by their own physicians.



3.5 Cancer and Human Molecular Genetics Area

Introduction 1

Executive summary 2

Information Groups by Area 3

3.1 Neuroscience Area

3.2 Cardiovascular Area

3.3 Infectious Diseases and Immunity Area

3.4 Large System Pathologies Area

3.5 Cancer and Human Molecular Genetics Area

3.6 Surgery, Transplant and Health Technologies Area

Associated Clinicians 4

Scientific Report

2016
2017
2018

Although important advances have been made in recent years in our understanding of the origin and evolution of cancer, their implementation in healthcare takes too much time. The Translational Oncology Unit (TOU) was established with the objective of facilitating the incorporation into clinical practice of new advances in molecular biology and the technology developed in this field.

The main lines of study are based on tumours with the greatest incidence and impact on survival, such as lung, colorectal, breast and ovarian cancer, although other types of neoplasms have been incorporated such as gastric and renal cancer. A series of fundamental objectives have been established for these neoplasms that can be summarised as early diagnosis, molecular classification for therapeutic goals and the search for individualised treatments. The majority of TOU projects have as their primary objective the search for predictors of susceptibility or resistance to anticancer agents and the search for prognostic factors related to the evolution of the tumour.

Research Lines

- Identification of prognostic factors Clinical Genomic Proteomic
- Identification of mechanisms of resistance to drugs
- Efficacy and toxicity of antineoplastic therapies
- Palliative care and supportive treatments

Research Activity

Doctoral theses

Cruz Castellanos P. Expresión de genes relacionados con la angiogénesis como predictores de respuesta al tratamiento combinado (cirugía y quimioterapia) en el carcinoma de ovario seroso de alto grado [dissertation]. Madrid: UAM: 2018(19/12/2018).
Directors: Redondo Sánchez A, Mendiola Sabio M.

Martínes del Prado MP. Valor pronóstico del análisis de marcadores moleculares mediante proteómica dirigida en cáncer de mama precoz con receptores hormonales positivos [dissertation]. Madrid: UAM: 2018(22/03/2018).
Director: Espinosa Arranz E.

Publications

• Aguirre-Portoles C, Feliú J, Reglero G, de Molina AR. ABCA1 overexpression worsens colorectal cancer prognosis by facilitating tumour growth and caveolin-1-dependent invasiveness, and these effects can be ameliorated using the BET inhibitor apabetalone. *Mol Oncol.* 2018; 12(10): 1735-52. Article. IF: 5.962; Q1

- Alemany R, Moura DS, Redondo A, Martínez-Trufero J, Calabuig S, Saus C, Obrador-Hevia A, Ramos R, Villar VH, Valverde C, Vaz MA, Medina J, Felipe-Abrio I, Hindi N, Taron M, Martín-Broto J. Nilotinib as coadjuvant treatment with doxorubicin in patients with sarcomas: A phase I trial of the Spanish group for research on sarcoma. *Clin Cancer Res.* 2018; 24(21): 5239-49. Article. IF: 8.911; D1
- Alonso V, Escudero P, Fernández-Martos C, Salud A, Méndez M, Gallego J, Rodríguez JR, Martín-Richard M, Fernández-Plana J, Manzano H, Méndez JC, Zanui M, Falco E, Gil-Raga M, Rojo F, Cuatrecasas M, Feliú J, García-Albéniz X, Maurel J. Coexpression of p-IGF-1R and MMP-7 modulates panitumumab and Cetuximab efficacy in RAS Wild-type metastatic colorectal cancer patients. *Neoplasia.* 2018; 20(7): 678-86. Article. IF: 3.837; Q2
- Barriuso J, Custodio A, Afonso R, Alonso V, Astudillo A, Capdevila J, García-Carbonero R, Grande E, Jiménez-Fonseca P, Marazuela M, Rodríguez-Antona C, Aller J. Prognostic and predictive biomarkers for somatostatin analogs, peptide receptor radionuclide therapy and serotonin pathway targets in neuroendocrine tumours. *Cancer Treat Rev.* 2018; 70: 209-22. Review. IF: 8.332; D1
- Berrocal A, Arance A, Castellón VE, de la Cruz L, Espinosa E, Cao MG, Larrriba JLG, Márquez-Rodás I, Soria A, Algarra SM. SEOM clinical guideline for the management of malignant melanoma (2017). *Clin Transl Oncol.* 2018; 20(1): 69-74. Article. IF: 2.441; Q3
- Calderón C, Jiménez-Fonseca P, Ferrando PJ, Jara C, Lorenzo-Seva U, Beato C, García-García T, Castelo B, Ramchandani A, Muñoz MM, de Castro EM, Ghanem I, Mangas M, Carmona-Bayonas A. Psychometric properties of the Shared Decision-Making Questionnaire (SDM-Q-9) in oncology practice. *Int J Clin Health Psychol.* 2018; 18(2): 143-51. Article. IF: 3.317; Q1
- Calderón C, Jiménez-Fonseca P, Jara C, Hernández R, de Castro EM, Varma S, Ghanem I, Carmona-Bayonas A. Comparison of coping, psychological distress, and level of functioning in patients with gastric and colorectal cancer before adjuvant chemotherapy. *J Pain Symptom Manag.* 2018; 56(3): 399-405. Article. IF: 3.378; Q1
- Carles J, Méndez MJ, Pinto A, Sáez MI, Arranz JA, Maroto P, López-Criado P, Mellado B, Donas JG, Hernando S, León L, del Alba AG, Láinez N, Esteban E, Reyes G, Pérez-Gracia JL, Germa JR, López-Brea M, Pérez-Valderrama B, Moretones C, Castellano D. Radium-223 international early access program: results from the Spanish subset. *Future Oncol.* 2018; 14(1): 41-50. Article. IF: 2.279; Q3
- Carmona-Bayonas A, Jiménez-Fonseca P, Echavarría I, Canovas MS, Aguado G, Gallego J, Custodio A, Hernández R, Viudez A, Cano JM, de Castro EM, Macías I, Carnicero AM, Garrido M, Mangas M, Mancenido FA, Visa L, Azkarate A, Ramchandani A, Montes AF, Longo F, Sánchez A, Pimentel P, Limon ML, Arias D, Lavin DC, Bayona RS, Cerda P, Alfonso PG. Surgery for metastases for esophageal-gastric cancer in the real world: Data from the AGAMENON national registry. *Ejso-Eur J Surg Onc.* 2018; 44(8): 1191-1198. Article. Not indexed
- Carretero-González A, Lora D, Ghanem I, Zugazagoitia J, Castellano D, Sepulveda JM, López-Martín JA, Paz-Ares L, de Velasco G. Analysis of response rate with ANTI PD1/PD-L1 monoclonal antibodies in advanced solid tumors: a meta-analysis of randomized clinical trials. *Oncotarget.* 2018; 9(9): 8706-15. Article. IF: 5.168; Q1
- Castellano D, Maroto JP, Espinosa E, Grande E, Bolos MV, Linares J, Esteban E, del Alba AG, Climent MA, Arranz JA, Méndez MJ, Parra EF, Antón-Aparicio L, Bayona C, Gallegos I, Gallardo E, Samaniego L, Donas JG. Experience with Sunitinib in metastatic renal cell carcinoma (mRCC) patients: poo-



3.5 Cancer and Human Molecular Genetics Area

Introduction 1

Executive summary 2

Information Groups by Area 3

3.1 Neuroscience Area

3.2 Cardiovascular Area

3.3 Infectious Diseases and Immunity Area

3.4 Large System Pathologies Area

3.5 Cancer and Human Molecular Genetics Area

3.6 Surgery, Transplant and Health Technologies Area

Associated Clinicians 4

Scientific Report

2016
2017
2018

led analysis from 3 Spanish observational prospective studies. *Expert Opin Drug Saf.* 2018; 17(6): 573-9. Article. IF: 3.22; Q2

- Cejas P, Mendiola M, Feliú J. Role of enhancer activation in pancreatic cancer metastasis. *Transl Cancer Res.* 2018; 7: S519-20. Editorial Material. IF: 1.07; Q4
- Feliú J, Heredia-Soto V, Girones R, Jiménez-Munárriz B, Saldaña J, Guillén-Ponce C, Molina-Garrido MJ. Can we avoid the toxicity of chemotherapy in elderly cancer patients? *Crit Rev Oncol Hemat.* 2018; 131: 16-23. Review. IF: 5.012; Q1
- Fernández Lara P, Ramos-Ruiz R, Herranz J, Martín-Hernández R, Vargas T, Mendiola M, Guerra L, Reglero G, Feliú J, Ramirez de Molina A. The transcriptional and mutational landscapes of lipid metabolism-related genes in colon cancer. *Oncotarget.* 2018; 9(5): 5919-30. Article. IF: 5.168; Q1
- Fernández LP, Sánchez-Martínez R, Vargas T, Herranz J, Martín-Hernández R, Mendiola M, Hardisson D, Reglero G, Feliú J, Redondo A, de Molina AR. The role of glycosyltransferase enzyme GCNT3 in colon and ovarian cancer prognosis and chemoresistance. *Sci Rep-Uk.* 2018; 8: 8485. Article. IF: 4.011; Q1
- Heredia-Soto V, Redondo A, Berjón A, Miguel-Martín M, Díaz E, Crespo R, Hernández A, Yébenes L, Gallego A, Feliú J, Hardisson D, Mendiola M. High-throughput 3-dimensional culture of epithelial ovarian cancer cells as preclinical model of disease. *Oncotarget.* 2018; 9(31): 21893-903. Article. IF: 5.168; Q1
- Janni W, Alba E, Bachelot T, Diab S, Gil-Gil M, Beck TJ, Ryvo L, López R, Tsai M, Esteva FJ, Auñón PZ, Kral Z, Ward P, Richards P, Pluard TJ, Sutradhar S, Miller M, Campone M. First-line ribociclib plus letrozole in postmenopausal women with HR+, HER2-advanced breast cancer: Tumor response and pain reduction in the phase 3 MONALEESA-2 trial. *Breast Cancer Res Tr.* 2018; 169(3): 469-79. Article. IF: 3.471; Q2
- Jiménez-Fonseca P, Calderón C, Carmona-Bayonas A, Muñoz MM, Hernández R, Lloret MM, Ghanem I, Beato C, Lavín DC, Rubio AI, Carrión R, Jara C. The relationship between physician and cancer patient when initiating adjuvant treatment and its association with sociodemographic and clinical variables. *Clin Transl Oncol.* 2018; 20(11): 1392-9. Article. IF: 2.441; Q3
- Jiménez-Fonseca P, Lorenzo-Seva U, Ferrando PJ, Carmona-Bayonas A, Beato C, García T, Muñoz MD, Ramchandani A, Ghanem I, Rodríguez-Capote A, Jara C, Calderón C. The mediating role of spirituality (meaning, peace, faith) between psychological distress and mental adjustment in cancer patients. *Support Care Cancer.* 2018; 26(5): 1411-8. Article. IF: 2.754; Q1
- Koch C, Schwing AM, Herrmann E, Borner M, Díaz-Rubio E, Dotan E, Feliú J, Okita N, Souglakos J, Arkenau HT, Porschen R, Koopman M, Punt CJA, de Gramont A, Tournigand C, Zeuzem S, Trojan J. Bevacizumab-based first-line chemotherapy in elderly patients with metastatic colorectal cancer: an individual patient data based meta-analysis. *Oncotarget.* 2018; 9(12): 10272-83. Article. IF: 5.168; Q1
- Lambertini M, Kroman N, Ameye L, Córdoba O, Pinto A, Benedetti G, Jensen MB, Gelber S, del Grande M, Ignatiadis M, de Azambuja E, Paesmans M, Peccatori FA, Azim HA. Long-term safety of pregnancy following breast cancer according to estrogen receptor status. *JNCI-J Natl Cancer I.* 2018; 110(4): 426-9. Article. IF: 13.757; D1
- Manzano-Gamero V, Pardo-Cabello AJ, Vargas-Hitos JA, Zamora-Pasadas M, Navarrete-Navarrete N, Sabio JM, Jaimez-Gámiz L, Ríos-Fernández R, Ortego-Centeno N, Ayala-Gutiérrez MM, de Ramón E, Colodro-Ruiz A, Mico-Giner L, Castillo-Palma MJ, Robles-Marhuenda A, Luna-Del Castillo JD, Jiménez-Alonso J. Effect of ethnicity on clinical presentation and risk of antiphospholipid

syndrome in Roma and Caucasian patients with systemic lupus erythematosus: a multicenter cross-sectional study. *Int J Rheum Dis.* 2018; 21(11): 2028-35. Article. IF: 1.938; Q4

- Martín AJM, Ortega I, Font C, Pachón V, Castellón V, Martínez-Marín V, Salgado M, Martínez E, Calzas J, Rupérez A, Souto JC, Martín M, Salas E, Soria JM. Multivariable clinical-genetic risk model for predicting venous thromboembolic events in patients with cancer. *Brit J Cancer.* 2018; 118(8): 1056-61. Article. IF: 5.416; Q1
- Martín-Liberal J, López-Pousa A, Martínez-Trufero J, Martín-Broto J, Cubedo R, Lavernia J, Redondo A, López-Martín JA, Mulet-Margalef N, Sanjuan X, Tirado OM, García-del-Muro X. Phase II study of gemcitabine plus sirolimus in previously treated patients with advanced soft-tissue sarcoma: a Spanish group for research on sarcomas (GEIS) Study. *Target Oncol.* 2018; 13(1): 81-7. Article. IF: 3.683; Q2
- Méndez-Vidal MJ, Molina A, Anido U, Chirivella I, Etxaniz O, Fernández-Parra E, Guix M, Hernández C, Lambea J, Montesa A, Pinto A, Ros S, Gallardo E. Pazopanib: Evidence review and clinical practice in the management of advanced renal cell carcinoma. *BMC Pharmacol Toxicol.* 2018; 19: 77. Review. IF: 2.103; Q3
- Mendiola M, Redondo A, Heredia-Soto V, Herranz J, Berjón A, Hernández A, Miguel-Martín M, Crespo R, Barriuso J, Cruz P, Yébenes L, Peláez-García A, Castelo B, de Molina AR, Feliú J, Hardisson D. Predicting response to standard first-line treatment in high-grade serous ovarian carcinoma by angiogenesis-related Genes. *Anticancer Res.* 2018; 38(9): 5393-400. Article. IF: 1.935; Q4
- Molina-Garrido MJ, Guillén-Ponce C, Blanco R, Saldaña J, Feliú J, Antonio M, López-Mongil R, Cordero PR, Girones R. Delphi consensus of an expert committee in oncogeriatrics regarding comprehensive geriatric assessment in seniors with cancer in Spain. *J Geriatr Oncol.* 2018; 9(4): 337-45. Article. IF: 3.164; Q2
- Muñoz-Sánchez MM, Calderón C, Jiménez-Fonseca P, Soriano-Rodríguez MC, Jara C, García-García T, Beato C, Rogado J, Castelo B, Hernández R, Mangas-Izquierdo M, Carmona-Bayonas A. Prospective analysis of psychological differences between adult and elderly cancer patients during postoperative adjuvant chemotherapy. *Clin Transl Oncol.* 2018; 20(12): 1604-11. Article. IF: 2.441; Q3
- Núñez-Valdovinos B, Carmona-Bayonas A, Jiménez-Fonseca P, Capdevila J, Castano-Pascual A, Benavent M, Barrio JJP, Teule A, Alonso V, Custodio A, Marazuela M, Segura A, Beguiristáin A, Llanos M, del Prado MPM, Díaz-Perez JA, Castellano D, Sevilla I, López C, Alonso T, García-Carbonero R. Neuroendocrine tumor heterogeneity adds uncertainty to the World Health Organization 2010 Classification: Real-world data from the Spanish Tumor Registry (R-GETNE). *Oncologist.* 2018; 23(4): 422-32. Article. IF: 5.252; Q1
- Pastor M, Pousa AL, del Barco E, Segura PP, Astorga BG, Castelo B, Bonfill T, Trufero JM, Grau JJ, Mesia R. SEOM clinical guideline in nasopharynx cancer (2017). *Clin Transl Oncol.* 2018; 20(1): 84-8. Article. IF: 2.441; Q3
- Redondo A, Vázquez MR, Manso L, Gil MJG, Llinas IG, García-Garre E, Rodríguez CA, Chacón JJ, López-Vivanco G. Long-term response to first-line bevacizumab-based therapy in patients with metastatic breast cancer: results of the observational "LORENA" study. *Oncotargets Ther.* 2018; 11: 5845-52. Article. IF: 3.046; Q2
- Rodríguez-Vida A, Torregrosa MD, Pinto A, Climent MA, Olmos D, Carles J. Selection and monitoring of patients with metastatic castration-resistant prostate cancer for treatment with radium-223. *Clin Transl Oncol.* 2018; 20(6): 679-86. Review. IF: 2.441; Q3



3.5 Cancer and Human Molecular Genetics Area

Introduction 1

Executive summary 2

Information Groups by Area 3

3.1 Neuroscience Area

3.2 Cardiovascular Area

3.3 Infectious Diseases and Immunity Area

3.4 Large System Pathologies Area

3.5 Cancer and Human Molecular Genetics Area

3.6 Surgery, Transplant and Health Technologies Area

Associated Clinicians 4

Scientific Report

2016
2017
2018

- Salazar R, García-Carbonero R, Libutti SK, Hendifar AE, Custodio A, Guimbaud R, Lombard-Bohas C, Ricci S, Klumpen HJ, Capdevila J, Reed N, Walenkamp A, Grande E, Safina S, Meyer T, Kong O, Salomon H, Tavorath R, Yao JC. Phase II Study of BEZ235 versus everolimus in patients with mammalian target of rapamycin inhibitor-Naive advanced pancreatic neuroendocrine tumors. *Oncologist*. 2018; 23(7): 766. Article. IF: 5.252; Q1
- Santaballa A, Matías-Guiu X, Redondo A, Carballo N, Gil M, Gómez C, Gorostidi M, Gutiérrez M, González-Martín A. SEOM clinical guidelines for endometrial cancer (2017). *Clin Transl Oncol*. 2018; 20(1): 29-37. Article. IF: 2.441; Q3
- Steger GG, Domínguez A, Dobrovolskaya N, Giotta F, Tubiana-Mathieu N, Pecherstorfer M, Ardizzoia A, Blasinska-Morawiec M, Espinosa E, Villanova G. Single-agent oral vinorelbine as first-line chemotherapy for endocrine-pretreated breast cancer with bone metastases and no visceral involvement: NORBREAST-228 Phase II Study. *Clin Breast Cancer*. 2018; 18(1): E41-7. Article. IF: 2.762; Q3
- Trilla-Fuertes L, Gámez-Pozo A, Arevalillo JM, Díaz-Almiron M, Prado-Vázquez G, Zapater-Moros A, Navarro H, Aras-López R, Dapia I, López-Vacas R, Nanni P, Llorente-Armijo S, Arias P, Borobia AM, Main P, Feliú J, Espinosa E, Fresno Vara JA. Molecular characterization of breast cancer cell response to metabolic drugs. *Oncotarget*. 2018; 9(11): 9645-60. Article. IF: 5.168; Q1
- Visa L, Jiménez-Fonseca P, Martínez EA, Hernández R, Custodio A, Garrido M, Viúdez A, Buxo E, Echavarría I, Cano JM, Macías I, Mangas M, de Castro EM, García T, Mancenido FA, Montes AF, Azkarate A, Longo F, Serrano AD, López C, Hurtado A, Cerda P, Serrano R, Gil-Negrete A, Carnicero AM, Pimentel P, Ramchandani A, Carmona-Bayonas A. Efficacy and safety of chemotherapy in older versus non-older patients with advanced gastric cancer: A real-world data, non-inferiority analysis. *J Geriatr Oncol*. 2018; 9(3): 254-64. Article. IF: 3.164; Q2
- Zapater-Moros A, Gámez-Pozo A, Prado-Vázquez G, Trilla-Fuertes L, Arevalillo JM, Díaz-Almiron M, Navarro H, Main P, Feliú J, Zamora P, Espinosa E, Fresno Vara JA. Probabilistic graphical models relate immune status with response to neoadjuvant chemotherapy in breast cancer. *Oncotarget*. 2018; 9(45): 27586-94. Article. IF: 5.168; Q1
- Zugazagoitia J, Biosca M, Oliveira J, Olmedo ME, Domine M, Nadal E, Ruffinelli JC, Muñoz N, Luna AM, Hernández B, Martínez M, Gallego I, de Castro EM, Font C, Calvo V, Martínez-Marín V, Corral J, Nogueron E, Mondejar R, Escobar IG, Salvador-Coloma C, Juan O, Canovas MS, Valdivia J, Ochoa MP, Castro RL, Obispo B, Pangua C, Sereno M, Franco LF, Mielgo X, Calzas J, Blasco A, Aparisi F, Chara L, Grau JF, Soares M, Gómez A, Zenzola V, García-Morillo M, Cacho D, Díaz-Serrano A, Aguado C, Ponce-Aix S, Gonzalez-Larriba JL, Muñoz AJ, Lora D, Paz-Ares L, Manzano A. Incidence, predictors and prognostic significance of thromboembolic disease in patients with advanced ALK-rearranged non-small cell lung cancer. *Eur Respir J*. 2018; 51(5): 1702431. Letter. IF: 11.807; Q1

Public projects

Cejas Guerrero P. Nuevos mecanismos de regulación epigenética de la expresión implicados en la respuesta a los esquemas de quimioterapia en cáncer colorrectal (PI13/01818). ISCIII. 2014-2018.

Management centre: FIBHULP

Custodio Carretero AB. Implicación de los cambios dinámicos de la cromatina en la progresión tumoral y la predicción de respuesta a quimioterapia neoadyuvante

en adenocarcinoma gástrico localmente avanzado (PI16/01646). ISCIII. 2017-2019.

Management centre: FIBHULP

Espinosa Arranz E. Alimentos funcionales y estrategias nutricionales eficaces para la prevención y tratamiento de enfermedades crónicas alimentos funcionales y estrategias nutricionales eficaces para la prevención y tratamiento de enfermedades crónicas (ALIBIRD). (S2013/ABI-2728). CM. 2014-2018.

Management centre: FIBHULP

Espinosa Arranz E. Desarrollo y validación de un predictor molecular con valor pronóstico en melanoma en estadios localizados para mejorar el seguimiento y el uso de terapia adyuvante (IND2017/BMD-7783). CM. 2018-2020.

Management centre: FIBHULP

Feliú Batlle J. Bases moleculares y celulares de la regeneración cardiaca. Desde los modelos animales al corazón humano (REANIMA-CM) (S2017/BMD-3875). CM. 2017-2020.

Management centre: FIBHULP

Feliú Batlle J. CiberONC. (CBI16/12/00398). ISCIII. 2017-2020. CIBER

Management centre: FIBHULP

Fresno Vara JA. Contrato de Estabilización Miguel Servet (I2). ISCIII, CAM. 2012-2019.

Management centre: FIBHULP

Fresno Vara JA. Evaluación del metaboloma sanguíneo como fuente de biomarcadores para el manejo del paciente de cáncer de mama (PI15/01310). ISCIII. 2016-2018.

Management centre: FIBHULP

Private projects

Barriuso Feijó J. Estudio de biomarcadores predictores de resistencia a fármacos antiangiogénicos e inhibidores de MTOR en tumores neuroendocrinos gastro-entero-pancreáticos. Fundación Eugenio Rodríguez Pascual. 2013-Ongoing.

Management centre: FIBHULP

Barriuso Feijó J. Puesta a punto de la técnica de PCR cuantitativa y determinación de grupos de genes que permitirán el desarrollo del conocimiento de los tumores neuroendocrinos pancreáticos. Pfizer S.L.U. 2012-Ongoing.

Management centre: FIBHULP

Feliú Batlle J. 3ª Jornada de debates fármaco-económicos en oncología. Amgen S.A., Astrazeneca y Roche Farma. 2015-Ongoing.

Management centre: FIBHULP

Feliú Batlle J. Actualización en oncología y nuevos retos en investigación. Janssen-Cilag España S.A. 2014-Ongoing.

Management centre: FIBHULP



3.5 Cancer and Human Molecular Genetics Area

Introduction 1

Executive summary 2

Information Groups by Area 3

3.1 Neuroscience Area

3.2 Cardiovascular Area

3.3 Infectious Diseases and Immunity Area

3.4 Large System Pathologies Area

3.5 Cancer and Human Molecular Genetics Area

3.6 Surgery, Transplant and Health Technologies Area

Associated Clinicians 4

Scientific Report

2016
2017
2018

Feliú Batlle J. Estudio de biomarcadores pronósticos y predictivos en adenocarcinoma de páncreas. Stakeholders. 2015-Ongoing.

Management centre: FIBHULP

Feliú Batlle J. Estudio de factores predictivos de toxicidad grave (grado 3-4) en anciano. Fundación Pfizer. 2012-Ongoing.

Management centre: FIBHULP

Feliú Batlle J. Foro iberoamericano de investigación oncológica. Lapharcon Llc. 2017-Ongoing.

Management centre: FIBHULP

Feliú Batlle J. Identificación de una huella genética para el pronóstico en pacientes con cáncer de colon en estadio II operados con intención curativa. Stakeholders. 2013-Ongoing.

Management centre: FIBHULP

Feliú Batlle J. Implicaciones clínicas y terapéuticas de la expresión génica diferencial de las células madre tumorales procedentes de carcinomas de colon en estadios operables. Roche Farma S.A. 2008-Ongoing.

Management centre: FIBHULP

Feliú Batlle J. Jornadas científicas sobre investigación y actualización en oncología. Astrazeneca Farmaceutica Spain S.A. 2016-Ongoing.

Management centre: FIBHULP

Feliú Batlle J. Jornadas científicas sobre investigación y actualización en oncología. Astrazeneca Farmaceutica Spain S.A. 2017-Ongoing.

Management centre: FIBHULP

Feliú Batlle J. Jornadas de investigación en toxicidad mucocutánea en el paciente oncológico. EISAI Farmaceutica S.A. 2018-Ongoing.

Management centre: FIBHULP

Feliú Batlle J. Jornadas investigación traslacional en oncología. Pfizer S.L.U. 2016-Ongoing.

Management centre: FIBHULP

Feliú Batlle J. MAT: procesamiento y tratamiento de muestras. Prestizia. 2016-Ongoing.

Management centre: FIBHULP

Feliú Batlle J. Promover la actividad investigadora en el Servicio de Oncología. Amgen S.A. 2010-Ongoing.

Management centre: FIBHULP

Feliú Batlle J. Proyecto desarrollo de consulta de psicooncología en el Hospital Universitario La Paz. Stakeholders. 2012-Ongoing.

Management centre: FIBHULP

Feliú Batlle J. Sesiones de formación en oncología clínica e investigación. Lilly S.A. 2016-Ongoing.

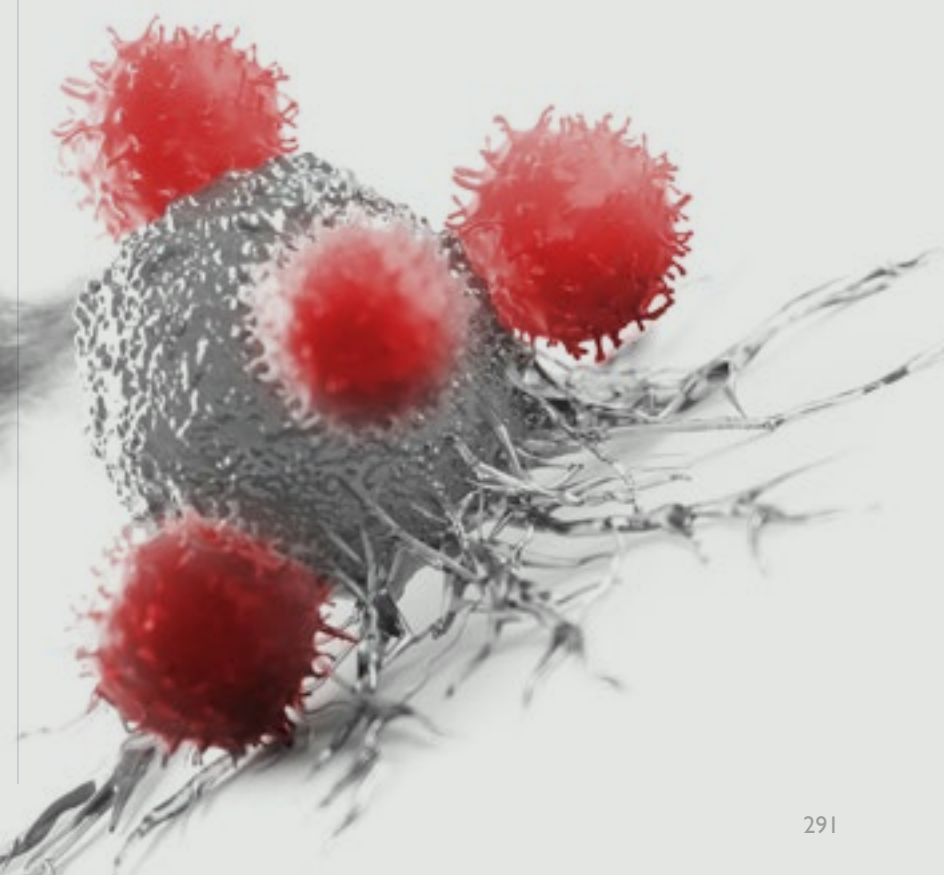
Management centre: FIBHULP

Feliú Batlle J. Utilidad de la determinación del DNA circulante para monitorizar la respuesta al tratamiento neoadyuvante en los pacientes con cáncer de recto localmente avanzado. Fundación SEOM. 2014-Ongoing.

Management centre: FIBHULP

Feliú Batlle J. Validation of biomarkers to predict response to anti-EGFR therapy identified by shotgun proteomics. FIBHULP. 2018-Ongoing.

Management centre: FIBHULP





3.5 Cancer and Human Molecular Genetics Area



Introduction

1

Executive summary

2

Information Groups by Area

3

3.1 Neuroscience Area

3.2 Cardiovascular Area

3.3 Infectious Diseases and Immunity Area

3.4 Large System Pathologies Area

3.5 Cancer and Human Molecular Genetics Area

3.6 Surgery, Transplant and Health Technologies Area

Associated Clinicians

4

Scientific Report

2016
2017
2018

Fresno Vara JA. Caracterización molecular del cáncer de mama mediante taqman low density arrays: aplicación al diagnóstico. Fundación de la Universidad Autónoma de Madrid. 2014-Ongoing.

Management centre: FIBHULP

Fresno Vara JA. Convocatoria interna Jesús Antolín garciarena 2018. Contrato Andrea Zapater Moros. Fundación para la Investigación Biomedica Hospital Universitario La Paz. 2018-Ongoing.

Management centre: FIBHULP

Fresno Vara JA. Extracción y análisis de la expresión de miRNA en 160 biopsias de cáncer renal embebidas en parafina y su correlación con la evaluación clínica de los pacientes. Fundación para la Investigación Biomédica del Hospital Universitario 12 de Octubre. 2010-Ongoing.

Management centre: FIBHULP

Fresno Vara JA. Extracción y análisis de la expresión miRNA en biopsias de cáncer de mama embebidas en parafina y su correlación con la evolución clínica de los pacientes. Fundación para la Investigación Biomédica del Hospital Universitario 12 de Octubre. 2012-Ongoing.

Management centre: FIBHULP

Martínez Marín V. Estudio perfil mutacional e inmunohistoquímico en GIST: búsqueda de factores pronósticos y predictivos. Pfizer S.L.U. 2013-Ongoing.

Management centre: FIBHULP

Pinto Marín A. Evaluación del metaboloma sanguíneo como fuente de biomarcadores para el manejo del paciente con cáncer: el caso del cáncer de próstata metastásico. FIBHULP. 2015-Ongoing.

Management centre: FIBHULP

Redondo Sánchez A. Análisis de expresión de miRNAs relacionados con el proceso angiogénico en cáncer mama. Roche Farma S.A. 2014-Ongoing.

Management centre: FIBHULP

Redondo Sánchez A. Cáncer de mama y angiogénesis: estudio de perfiles de expresión génica en muestras parafinadas. Roche Farma S.A. 2009-Ongoing.

Management centre: FIBHULP

Redondo Sánchez A. Caracterización de la acción de trabectedina y análogos, lurbinectedina y análogos y PM60184 en modelos celulares en dos y tres dimensiones de carcinoma de ovario. Pharmamar S.A. 2016-Ongoing.

Management centre: FIBHULP

Redondo Sánchez A. Caracterización in vitro del efecto antitumoral de eribulina (en monoterapia y en combinación con otros fármacos) en líneas celulares de liposarcoma y leiomiomasarcoma. EISAI Farmaceutica S.A. 2018-Ongoing.

Management centre: FIBHULP

Redondo Sánchez A. Estudio in vitro de modelos en tres dimensiones de cáncer de interacción entre las células tumorales y células del microambiente tumoral. Roche Farma S.A. 2017-Ongoing.

Management centre: FIBHULP

Redondo Sánchez A. International sarcoma scientific meeting. EISAI Farmaceutica S.A. 2017-Ongoing.

Management centre: FIBHULP

Zamora Auñón P. Metabolómica y modelización del metabolismo celular del cáncer para la detección de enfermedad mínima residual en pacientes con cáncer de mama. Roche Farma S.A. 2018-Ongoing.

Management centre: FIBHULP

Zamora Auñón P. VII Curso de investigación en diagnóstico y tratamiento del cáncer de mama. Roche Farma S.A. 2014-Ongoing.

Management centre: FIBHULP

Clinical trials

Castelo Fernández B. Estudio en fase 3, aleatorizado, doble ciego sobre Avelumab combinado con la quimiorradioterapia de referencia (Cisplatino más radioterapia definitiva) en comparación con la quimiorradioterapia de referencia en el tratamiento de primera línea de pacientes. Type: Clinical Trial, phase III.

HULP code: Anexo-I 4861. Sponsored's protocol code: 4861 B9991016.

Sponsored by: Pfizer S.L.U. Signed date: 15/06/2018

Castelo Fernández B. A phase II study of Durvalumab (MEDI4736) plus Tremelimumab for the treatment of patients with progressive, refractory advanced thyroid carcinoma-the duty trial. Type: Clinical Trial, phase II.

HULP code: 5202. Sponsored's protocol code: GETNE-T1812.

Sponsored by: Grupo Español De Tumores Neuroendocrinos (Getne). Signed date: 17/12/2018

Castelo Fernández B. Ensayo aleatorizado, global, en fase III de Nivolumab con Epa-cadostat en combinación con quimioterapia (Platino + 5-Fluorouracilo) en comparación con la pauta posológica extreme (Cetuximab + Platino + 5-Fluorouracilo) como tratamiento de primera línea en pacientes con carcinoma de células escamosas de cabeza y cuello (CCECC) recurrente o metastásico. Type: Clinical Trial, phase III.

HULP code: 4987. Sponsored's protocol code: CA209-9NA.

Sponsored by: Incyte Corporation. Signed date: 09/04/2018

Castelo Fernández B. Estudio de calidad de vida en pacientes con dolor irruptivo oncológico atendidos en los servicios de oncología médica. Type: EPA-SP.

HULP code: PI-3018. Sponsored's protocol code: ANG-ANA-2017-01.



3.5 Cancer and Human Molecular Genetics Area



Introduction 1

Executive summary 2

Information Groups by Area 3

3.1 Neuroscience Area

3.2 Cardiovascular Area

3.3 Infectious Diseases and Immunity Area

3.4 Large System Pathologies Area

3.5 Cancer and Human Molecular Genetics Area

3.6 Surgery, Transplant and Health Technologies Area

Associated Clinicians 4

Scientific Report

2016
2017
2018

Sponsored by: Angelini Farmacéutica S.A. Signed date: 29/01/2018

Castelo Fernández B. Estudio de fase II, aleatorizado, con doble enmascaramiento y controlado con placebo de Cemiplimab en comparación con la combinación de Cemiplimab más ISA101B en el tratamiento de sujetos con cáncer orofaríngeo (COF) VPH-16 positivo resistente al platino. Type: Clinical Trial, phase II.

HULP code: 5124. Sponsored's protocol code: ISA101B-HN-01-17.

Sponsored by: Isa Therapeutics B.U. Signed date: 12/11/2018

Castelo Fernández B. Estudio de fase III, aleatorizado y abierto para evaluar Pembrolizumab como tratamiento neoadyuvante y en combinación con la asistencia habitual como tratamiento adyuvante en el carcinoma epidermoide de cabeza y cuello locorregionalmente avanzado (CECC LA), extirpable, en estadio III-IVA. Type: Clinical Trial, phase III.

HULP code: Anexo-I 4953. Sponsored's protocol code: MK-3475-689.

Sponsored by: Merck Sharp & Dhome Corp. Signed date: 12/03/2018

Castelo Fernández B. Estudio en fase 3, aleatorizado, doble ciego sobre Avelumab combinado con la quimiorradioterapia de referencia (cisplatino más radioterapia definitiva) en comparación con la quimiorradioterapia de referencia en el tratamiento de primera línea de pacientes con carcinoma epidermoide localmente avanzado de cabeza y cuello. Type: Clinical Trial, phase III.

HULP code: 4861. Sponsored's protocol code: 4861 B9991016.

Sponsored by: Pfizer S.L.U. Signed date: 07/02/2018

Castelo Fernández B. Estudio en fase III, aleatorizado, con doble enmascaramiento y controlado con placebo, de Nivolumab o Nivolumab con Cisplatino, en combinación con radioterapia en participantes con carcinoma de células escamosas de cabeza y cuello (CCEC) localmente avanzado elegibles o no para recibir tratamiento con cisplatino. Type: Clinical Trial, phase III.

HULP code: 4975. Sponsored's protocol code: CA209-9TM.

Sponsored by: Bristol Myers Squibb International Corporation. Signed date: 26/03/2018

Castelo Fernández B. Estudio sin enmascaramiento de fase II sobre Tipifarnib en neoplasias malignas no hematológicas avanzadas con mutaciones hras. Type: Clinical Trial, phase II.

HULP code: 4992. Sponsored's protocol code: KO-TIP-001.

Sponsored by: Karma Oncology Ltd. Signed date: 05/10/2018

Cruz Castellanos P. Investigación de la mutación T790M en sangre mediante diferentes metodologías. Type: NO-EPA.

HULP code: PI-3106. Sponsored's protocol code: RING (GCEP 17/03).

Sponsored by: Grupo Español Cáncer Pulmón. Signed date: 09/04/2018

Custodio Carretero AB. Ensayo clínico de fase III, aleatorizado, controlado con tra-

tamiento activo, con enmascaramiento parcial y con detección de biomarcadores, de Pembrolizumab en monoterapia y en combinación con Cisplatino + 5-Fluorouracilo frente a placebo + Cisplatino + 5-Fluorouracilo como tratamiento de primera línea en sujetos con adenocarcinoma gástrico o de la unión gastroesofágica (UGE) avanzado. Type: Clinical Trial, phase III.

HULP code: Anexo-I 4689. Sponsored's protocol code: MK-3475-062.

Sponsored by: Merck Sharp & Dhome Corp. Signed date: 08/11/2018

Custodio Carretero AB. Ensayo clínico de fase III, aleatorizado, doble ciego y controlado con placebo, de Pembrolizumab (MK-3475) en combinación con Cisplatino y 5-Fluorouracilo frente a un placebo en combinación con Cisplatino y 5-Fluorouracilo como tratamiento. Type: Clinical Trial, phase III.

HULP code: Anexo-I 4823. Sponsored's protocol code: MK3475-590.

Sponsored by: Merck Sharp & Dhome Corp. Signed date: 12/03/2018

Custodio Carretero AB. Ensayo clínico fase 2, aleatorizado, abierto, de Relatlimab (ANTI-LAG-3) más Nivolumab en combinación con quimioterapia frente a Nivolumab en combinación con quimioterapia como tratamiento de primera línea en pacientes con adenocarcinoma gástrico o de la unión gastroesofágica. Type: Clinical Trial, phase II.

HULP code: 5140. Sponsored's protocol code: CA224-060.

Sponsored by: Bristol Myers Squibb International Corporation. Signed date: 03/10/2018

Custodio Carretero AB. Estudio fase 3 internacional, multicéntrico, doble ciego y aleatorizado, de la eficacia de Zolbetuximab (IMAB362) más Capox, en comparación con placebo más Capox, como tratamiento de primera línea en sujetos con adenocarcinoma gástrico o de la unión gastroesofágica localmente avanzado irresecable o metastásico, Claudin (CLDN)18.2 positivo y HER2 negativo. Type: Clinical Trial, phase III.

HULP code: 5143. Sponsored's protocol code: 8951-CL-0302.

Sponsored by: Astellas Pharma Global Development Inc. Signed date: 13/11/2018

Espinosa Arranz E. Ensayo clínico abierto, multicéntrico, de un solo grupo, de Nivolumab (BMS 936558) en sujetos con melanoma en estadio III (Irresecable) o IV confirmado mediante histología, en progresión después de un tratamiento previo con un anticuerpo monoclonal ANTICTLA4. Type: Clinical Trial, phase II.

HULP code: Anexo-II 4239. Sponsored's protocol code: CA209-172.

Sponsored by: Bristol Myers Squibb S.L. Signed date: 30/08/2018

Espinosa Arranz E. Ensayo de extensión de fase III, abierto y multicéntrico para estudiar la seguridad y eficacia a largo plazo en participantes con tumores avanzados que actualmente están en tratamiento o en seguimiento en un ensayo de Pembrolizumab. Type: Clinical Trial, phase III.



3.5 Cancer and Human Molecular Genetics Area



Introduction

1

Executive summary

2

Information Groups by Area

3

3.1 Neuroscience Area

3.2 Cardiovascular Area

3.3 Infectious Diseases and Immunity Area

3.4 Large System Pathologies Area

3.5 Cancer and Human Molecular Genetics Area

3.6 Surgery, Transplant and Health Technologies Area

Associated Clinicians

4

Scientific Report

2016
2017
2018

HULP code: 5076. Sponsored's protocol code: MK-3475-587.

Sponsored by: Merck Sharp And Dohme De España, S.A. Signed date: 03/05/2018

Espinosa Arranz E. Ensayo de fase 3, aleatorizado y controlado con placebo para evaluar la seguridad y la eficacia de Pembrolizumab (MK-3475) y Lenvatinib (E7080/MK-7902) en comparación con Pembrolizumab en monoterapia como intervención de primera línea en participantes con con melanoma avanzado (LEAP-003). Type: Clinical Trial, phase III.

HULP code: 5198. Sponsored's protocol code: MK-7902-003 (E7080-G000-312).

Sponsored by: Merck Sharp & Dhome Corp. Signed date: 14/11/2018

Espinosa Arranz E. Estudio abierto y multicéntrico en fase II de DS-8201A, un Anti-HER2 conjugado anticuerpo-fármaco (CAF) para sujetos con cáncer de mama HER2 positivo irresecable y/o metastásico que son resistentes o refractarios a T-DM1. Type: Clinical Trial, phase II.

HULP code: Anexo-I 4934. Sponsored's protocol code: DS8201-A-U201.

Sponsored by: Daiichi Sankyo Inc. Signed date: 09/10/2018

Espinosa Arranz E. Estudio abierto y multicéntrico en fase II de DS-8201A, un ANTI-HER2 conjugado anticuerpo-fármaco (CAF) para sujetos con cáncer de mama HER2 positivo irresecable y/o metastásico que son resistentes o refractarios a T-DM1. Type: Clinical Trial, phase II.

HULP code: 4934. Sponsored's protocol code: DS8201-A-U201.

Sponsored by: Daiichi Sankyo Inc. Signed date: 09/03/2018

Espinosa Arranz E. Estudio aleatorizado de fase II, abierto y multicéntrico para evaluar la seguridad y la eficacia de IMCGPI00 en comparación con la elección del investigador en pacientes con HLA-A*0201 positivo y que no hayan recibido tratamiento previo para el melanoma maligno uveal avanzado. Type: Clinical Trial, phase II.

HULP code: 5090. Sponsored's protocol code: IMCgp100-202.

Sponsored by: Immunocore Ltd. Signed date: 09/10/2018

Espinosa Arranz E. Estudio de fase 3, abierto y de un solo grupo para evaluar la seguridad y la eficacia de Pembrolizumab (MK-3475) como tratamiento de primera línea en participantes con carcinoma de células de Merkel avanzado (Keynote-913). Type: Clinical Trial, phase III.

HULP code: 5190. Sponsored's protocol code: MK-3475-913.

Sponsored by: Merck Sharp & Dhome Corp. Signed date: 06/11/2018

Espinosa Arranz E. Estudio de fase IB multicéntrico, sin enmascaramiento para evaluar la seguridad y la eficacia de Ipatasertib en combinación con Atezolizumab y Paclitaxel o Nab-Paclitaxel en pacientes con cáncer de mama triple negativo localmente avanzado o metastásico. Type: Clinical Trial, phase I.

HULP code: 5012. Sponsored's protocol code: CO40151.

Sponsored by: F.Hoffmann-La Roche Ltd. Signed date: 26/01/2018

Espinosa Arranz E. Estudio de fase IB multicéntrico, sin enmascaramiento para evaluar la seguridad y la eficacia de Ipatasertib en combinación con Atezolizumab y Paclitaxel o Nab-Paclitaxel en pacientes con cáncer de mama triple negativo localmente avanzado o metastásico. Type: Clinical Trial, phase I.

HULP code: Anexo-I 5012. Sponsored's protocol code: CO40151.

Sponsored by: F.Hoffmann-La Roche Ltd. Signed date: 26/10/2018

Espinosa Arranz E. Estudio en fase I/II, abierto, multicéntrico, de la seguridad y la eficacia de IMCGPI00 usando la pauta posológica con aumento intrapaciente en pacientes con melanoma uveal avanzado. Type: Clinical Trial, phase I.

HULP code: 5074. Sponsored's protocol code: IMCGPI00-102.

Sponsored by: Immunocore Ltd. Signed date: 11/07/2018

Espinosa Arranz E. Estudio observacional descriptivo sobre las características y evolución del melanoma avanzado y metastásico en España. Type: EPA-SP.

HULP code: PI-3208. Sponsored's protocol code: GEM-IP1-2018-01.

Sponsored by: Grupo Español Multidisciplinar de Melanoma Gem Gem.

Signed date: 25/06/2018

Espinosa Arranz E. Un estudio de fase IB para evaluar el uso de Cobimetinib más Atezolizumab en pacientes con melanoma con BRAFV600 de tipo salvaje avanzado que hayan experimentado progresión. Type: Clinical Trial, phase I.

HULP code: 5040. Sponsored's protocol code: CO39721.

Sponsored by: F.Hoffmann-La Roche Ltd. Signed date: 08/06/2018

Feliú Batlle J. Estudio aleatorizado, multicéntrico, doble ciego, controlado con placebo, de fase 2/3 del inhibidor de la tirosina quinasa de Bruton, Ibrutinib, en combinación con Nab-Paclitaxel y Gemcitabina frente a placebo en combinación con Nab-Paclitaxel y Gemcitabi. Type: Clinical Trial, phase II.

HULP code: Anexo-II 4502. Sponsored's protocol code: PCYC-1137-CA.

Sponsored by: Pharmacyclis Llc. Signed date: 22/02/2018

Feliú Batlle J. Estudio de fase 3 aleatorizado para evaluar el uso de Eryaspase en combinación con quimioterapia, comparada con quimioterapia sola como tratamiento de segunda línea en pacientes con adenocarcinoma pancreático. Type: Clinical Trial, phase III.

HULP code: 5105. Sponsored's protocol code: GRASPANC 2018-01.

Sponsored by: Erytech Pharma. Signed date: 05/06/2018

Feliú Batlle J. Estudio de fase III, abierto y aleatorizado de Atezolizumab en combinación con Bevacizumab en comparación con Sorafenib en pacientes con carcinoma hepatocelular localmente avanzado o metastásico no tratado. Type: Clinical Trial, phase III.



3.5 Cancer and Human Molecular Genetics Area

Introduction 1

Executive summary 2

Information Groups by Area 3

3.1 Neuroscience Area

3.2 Cardiovascular Area

3.3 Infectious Diseases and Immunity Area

3.4 Large System Pathologies Area

3.5 Cancer and Human Molecular Genetics Area

3.6 Surgery, Transplant and Health Technologies Area

Associated Clinicians 4

Scientific Report

2016
2017
2018

HULP code: 4973. Sponsored's protocol code: YO40245.
Sponsored by: F.Hoffmann-La Roche Ltd. Signed date: 13/02/2018

Feliú Batlle J. Estudio en fase II, multicéntrico y abierto, para investigar la eficacia, la seguridad y la farmacocinética del anticuerpo monoclonal ANTI-PD-1, BGB-A317, en pacientes con carcinoma hepatocelular irreseccable tratado anteriormente. Type: Clinical Trial, phase II.

HULP code: 4996. Sponsored's protocol code: BGB-A317-208.
Sponsored by: Beigene Ltd. Signed date: 09/05/2018

Feliú Batlle J. Estudio en fase III, aleatorizado, doble ciego y controlado con placebo para evaluar la eficacia y seguridad de GS-5745 en combinación con mFOLFOX6 como tratamiento de primera línea en pacientes con adenocarcinoma gástrico avanzado o de la unión gastroesofágica. Type: Clinical Trial, phase III.

HULP code: Anexo-III 4569. Sponsored's protocol code: GS-US-296-1080.
Sponsored by: Gilead Sciences Inc. Signed date: 13/02/2018

Feliú Batlle J. Estudio fase Ib/2 de BMS-813160 en combinación con quimioterapia o Nivolumab en pacientes con tumores sólidos avanzados. Type: Clinical Trial, phase I.

HULP code: 5169. Sponsored's protocol code: CV202-103.
Sponsored by: Bristol Myers Squibb International Corporation. Signed date: 31/10/2018

Feliú Batlle J. Estudio multicéntrico en adenocarcinoma de páncreas reseccable con factores de mal pronóstico sobre la definición de nuevos marcadores de metilación predictivos de respuesta radiológica al tratamiento con Nab-Paclitaxel-Gemcitabina. Correlación Farmacoprot. Type: EPA-AS.

HULP code: PI-3128. Sponsored's protocol code: AVB-NAB-2018-01.
Sponsored by: Complejo Hospitalario de Navarra. Signed date: 12/03/2018

Feliú Batlle J. Refine: estudio observacional de Regorafenib en carcinoma hepatocelular. Type: EPA-LA.

HULP code: PI-3112. Sponsored's protocol code: BAY-REG-2018-01.
Sponsored by: Bayer Hispania S.L. Signed date: 23/05/2018

Gallego Martínez A. Estudio observacional retrospectivo para evaluar las estrategias de tratamiento en práctica clínica y la evolución clínica de los pacientes con cáncer de ovario avanzado en España: Estudio Ovoc (evaluación objetiva del cáncer de ovario). Type: EPA-OD.

HULP code: PI-3330. Sponsored's protocol code: ML40141.
Sponsored by: Roche Farma S.A. Signed date: 24/09/2018

Higuera Gómez O. Evaluación de la calidad de vida de pacientes con estreñimiento inducido por opioides en tratamiento con Naloxegol. Estudio de un año de seguimiento. Type: EPA-SP.

HULP code: PI-2874. Sponsored's protocol code: KYO-NAL-2017-01.
Sponsored by: Kyowa Kirin Farmaceutica S.L.U. Signed date: 10/01/2018

Higuera Gómez O. Paciente frágil con dolor irruptivo: análisis de la práctica clínica. Type: EPA-OD.

HULP code: PI-3343. Sponsored's protocol code: KYO-FRA-2018-01.
Sponsored by: Kyowa Kirin Farmaceutica S.L.U. Signed date: 22/08/2018

Martínez Marín V. Apixabán para el tratamiento del tromboembolismo venoso en pacientes con cáncer: un estudio prospectivo aleatorizado abierto y ciego para el evaluador - el estudio Caravaggio. Type: Clinical Trial, phase III.

HULP code: 5034. Sponsored's protocol code: FADOI.03.2016.
Sponsored by: Exom Group SRL. Signed date: 22/05/2018

Martínez Marín V. Apixabán para el tratamiento del tromboembolismo venoso en pacientes con cáncer: un estudio prospectivo aleatorizado abierto y ciego para el evaluador. El estudio Caravaggio. Type: Clinical Trial, phase III.

HULP code: Anexo-I 5034. Sponsored's protocol code: FADOI.03.2016.
Sponsored by: Exom Group SRL. Signed date: 26/11/2018

Martínez Marín V. Estudio en fase III, internacional, multicéntrico, abierto y aleatorizado de BLU 285 en comparación con Regorafenib en pacientes con tumor del estroma gastrointestinal (GIST) metastásico o irreseccable localmente avanzado. Type: Clinical Trial, phase III.

HULP code: 5054. Sponsored's protocol code: BLU-285-1303.
Sponsored by: Blueprint Medicines Corporation. Signed date: 30/07/2018

Martínez Marín V. Estudio en fase III, internacional, multicéntrico, abierto y aleatorizado de BLU 285 en comparación con Regorafenib en pacientes con tumor del estroma gastrointestinal (GIST) metastásico o irreseccable localmente avanzado. Type: Clinical Trial, phase III.

HULP code: Anexo-I 5054. Sponsored's protocol code: BLU-285-1303.
Sponsored by: Blueprint Medicines Corporation. Signed date: 04/12/2018

Martínez Marín V. Observational epidemiological study of cancer-associated thrombosis: registry of thrombosis and neoplasia of SEOM./Estudio epidemiológico observacional descriptivo sobre la trombosis asociada al cáncer: registro de trombosis y neoplasias de la SEOM. Type: EPA-SP.

HULP code: PI-3417. Sponsored's protocol code: SEOM-TESEO-2017-01.
Sponsored by: Fundación Seom. Signed date: 07/11/2018

Pinto Marín A. Análisis retrospectivo de factores clínicos asociados a un mayor beneficio con Axitinib en cáncer renal metastásico. Estudio Axilong. Type: EPA-OD.

HULP code: PI-2983. Sponsored's protocol code: PI-2983 EPA-OD.



3.5 Cancer and Human Molecular Genetics Area



Introduction

1

Executive summary

2

Information Groups by Area

3

3.1 Neuroscience Area

3.2 Cardiovascular Area

3.3 Infectious Diseases and Immunity Area

3.4 Large System Pathologies Area

3.5 Cancer and Human Molecular Genetics Area

3.6 Surgery, Transplant and Health Technologies Area

Associated Clinicians

4

Scientific Report

2016
2017
2018

Sponsored by: Pfizer S.L.U. Signed date: 30/01/2018

Pinto Marín A. Estudio de fase II para la evaluación del tratamiento neoadyuvante con Cabozantinib previo a la nefrectomía citorrreductora en pacientes con cáncer de células renales localmente avanzado o metastásico. Type: Clinical Trial, phase II.

HULP code: 5136. Sponsored's protocol code: CABOPRE.

Sponsored by: Fundación Oncosur. Signed date: 01/10/2018

Pinto Marín A. Estudio de fase II, multicéntrico, aleatorizado y abierto para evaluar la seguridad y la eficacia de Avelumab con Gemcitabina/Carboplatino frente a quimioterapia con Gemcitabina/Carboplatino sola, en pacientes con carcinoma urotelial no resecable o metastásico que no hayan recibido terapia sistémica previa y que no sean aptos para la quimioterapia con cisplatino. Type: Clinical Trial, phase II.

HULP code: 4960. Sponsored's protocol code: MSI00070-0160.

Sponsored by: Associacio Catalana per a La Reserca Oncologica I Les Seves Inpplicacions Sanitaries I Socials. Signed date: 12/03/2018

Pinto Marín A. Estudio en fase III sobre Erdaftinib en comparación con Vinflunina, Docetaxel o Pembrolizumab en sujetos con carcinoma urotelial avanzado y anomalías genéticas seleccionadas en FGFR. Type: Clinical Trial, phase III.

HULP code: 4986. Sponsored's protocol code: 42756493BLC3001.

Sponsored by: Janssen Cilag International Nv. Signed date: 13/02/2018

Pinto Marín A. Estudio fase II, internacional, multicéntrico, prospectivo para evaluar la eficacia, la seguridad y la calidad de vida de Pazopanib administrado diariamente por vía oral, en pacientes con carcinoma de células renales avanzado y/o metastásico después de terapia previa con tratamiento con agentes inhibidores del control de la inmunidad (Checkpoint Inhibitors). Type: Clinical Trial, phase II.

HULP code: Anexo-I 4877. Sponsored's protocol code: CPZP034A2410.

Sponsored by: Novartis Farmaceutica S.A. Signed date: 25/07/2018

Pinto Marín A. The dutreneo trial: a prospective study to individualize the approach with Durvalumab (MEDI4736) and Tremelimumab in neoadjuvant bladder cancer patients. Type: Clinical Trial, phase II.

HULP code: 5201. Sponsored's protocol code: Dutreneo.

Sponsored by: Fundación Cris contra el Cáncer. Signed date: 06/11/2018

Pinto Marín A. Tratamiento adyuvante del cáncer renal con Axitinib: estudio en fase III, aleatorizado y doble ciego del tratamiento adyuvante con Axitinib frente al placebo en sujetos con alto riesgo de CCR recurrente. Type: Clinical Trial, phase III.

HULP code: Anexo-II 4046. Sponsored's protocol code: AP311736.

Sponsored by: Sfi Pharma Ltd. Ll. Signed date: 06/04/2018

Pinto Marín A. Un ensayo multicéntrico, abierto, fase IB/2 de Lenvatinib (E7080)

más Pembrolizumab en sujetos con tumores sólidos seleccionados. Type: Clinical Trial, phase I.

HULP code: Anexo-I 5046. Sponsored's protocol code: E7080-A001-111.

Sponsored by: Eisai Europe Limited. Signed date: 24/09/2018

Pinto Marín A. Un ensayo multicéntrico, abierto, fase IB/2 de Lenvatinib (E7080) más Pembrolizumab en sujetos con tumores sólidos seleccionados. Type: Clinical Trial, phase I.

HULP code: 5046. Sponsored's protocol code: E7080-A001-111.

Sponsored by: Eisai Europe Limited. Signed date: 30/04/2018

Redondo Sánchez A. Opinión - Estudio en fase IIIB, abierto, de grupo único y multicéntrico de la monoterapia de mantenimiento con Olaparib en pacientes con cáncer de ovario recidivante sin mutación de BRCA en línea germinal y sensible al platino que están en respuesta parcial o completa tras la quimioterapia con platino. Type: Clinical Trial, phase IIIB.

HULP code: 5101. Sponsored's protocol code: D0816C00020.

Sponsored by: Astrazeneca Ab. Signed date: 15/06/2018

Redondo Sánchez A. Ensayo clínico fase II abierto de Enzalutamida en cáncer de la granulosa ovárica avanzado no resecable o metastásico. Estudio Greko III. Type: Clinical Trial, phase II.

HULP code: 4941. Sponsored's protocol code: GETHI 2016-01.

Sponsored by: Grupo Español De Tumores Huérfanos E Infrecuentes.

Signed date: 21/02/2018

Redondo Sánchez A. ensayo de fase I/II, abierto, con varios grupos, para investigar la seguridad, la tolerabilidad, la farmacocinética y la actividad biológica y clínica de AGEN1884 en combinación con AGEN2034 en sujetos con tumores sólidos metastásicos o localmente avanzados. Type: Clinical Trial, phase I.

HULP code: 5060. Sponsored's protocol code: C-550-0.

Sponsored by: Agenus Inc. Signed date: 12/12/2018

Redondo Sánchez A. Ensayo fase II de Olaparib de mantenimiento tras la respuesta a Tabectedina y Doxorubicina Liposomal pegilada en cáncer de ovario recurrente. Type: Clinical Trial, phase II.

HULP code: 5037. Sponsored's protocol code: Olatra.

Sponsored by: Grupo Español de Investigación Cáncer de Ovario (GEICO).

Signed date: 17/05/2018

Redondo Sánchez A. Ensayo fase III, aleatorizado y doble ciego de quimioterapia basada en platino con o sin Atezolizumab, seguida de mantenimiento con Niraparib con o sin Atezolizumab, en pacientes con cáncer de ovario, de trompa de falopio o peritoneal recidivante e intervalo libre de tratamiento con platino (ILP) >6 meses. Type: Clinical Trial, phase III.



3.5 Cancer and Human Molecular Genetics Area



Introduction 1

Executive summary 2

Information Groups by Area 3

3.1 Neuroscience Area

3.2 Cardiovascular Area

3.3 Infectious Diseases and Immunity Area

3.4 Large System Pathologies Area

3.5 Cancer and Human Molecular Genetics Area

3.6 Surgery, Transplant and Health Technologies Area

Associated Clinicians 4

Scientific Report

2016
2017
2018

HULP code: 5112. Sponsored's protocol code: ENGOT-OV41/GEICO69-O.

Sponsored by: Grupo Español de Investigación Cáncer de Ovario (GEICO).

Signed date: 13/09/2018

Redondo Sánchez A. Ensayo internacional, multicéntrico y con grupo único de Titotumab Vedotina (Humax®-TF-ADC) en cáncer de cuello de útero tratado con anterioridad, recurrente o metastásico. Type: Clinical Trial, phase II.

HULP code: 5015. Sponsored's protocol code: GCT1015-04.

Sponsored by: Genmad A/S. Signed date: 22/08/2018

Redondo Sánchez A. Estudio aleatorizado fase III de quimioterapia con Platino y Paclitaxel más Bevacizumab y Atezolizumab frente a quimioterapia con Platino y Paclitaxel más Bevacizumab en el carcinoma de cérvix metastásico (estadio IVB), persistente o recurrente. Type: Clinical Trial, phase III.

HULP code: 5088. Sponsored's protocol code: ENGOT-CX10/GEICO68 C/BEAT.

Sponsored by: Grupo Español de Investigación Cáncer de Ovario (GEICO).

Signed date: 20/07/2018

Redondo Sánchez A. Estudio de combinación en fase IB de Rucaparib (CO-338) y Atezolizumab (MPDL3280A) en pacientes con cánceres avanzados del aparato reproductor femenino y cáncer de mama triple negativo. Type: Clinical Trial, phase I.

HULP code: 4959. Sponsored's protocol code: WO39409.

Sponsored by: F.Hoffmann-La Roche Ltd. Signed date: 01/03/2018

Redondo Sánchez A. Estudio de fase 2 de Prexasertib en cáncer de ovario resistente o recurrente refractario a derivados del platino. Type: Clinical Trial, phase II.

HULP code: Anexo-I 4982. Sponsored's protocol code: I4D-MC-JTJN.

Sponsored by: Lilly S.A. Signed date: 22/08/2018

Redondo Sánchez A. Estudio de fase 2 de Prexasertib en cáncer de ovario resistente o recurrente refractario a derivados del platino. Type: Clinical Trial, phase II.

HULP code: 4982. Sponsored's protocol code: I4D-MC-JTJN.

Sponsored by: Lilly S.A. Signed date: 13/03/2018

Redondo Sánchez A. Estudio en fase III aleatorizado sobre Trabectedina (ET 743) frente a la quimioterapia elegida por el clínico en pacientes con cáncer ovárico, peritoneal primario o tubárico con fenotipo de mutación en BRCA o BRCANESS. Type: Clinical Trial, phase III.

HULP code: 4940. Sponsored's protocol code: MITO-23.

Sponsored by: Grupo Español de Investigación Cáncer de Ovario (GEICO).

Signed date: 16/02/2018

Redondo Sánchez A. Estudio fase 2 aleatorizado, doble ciego, controlado con placebo para evaluar la eficacia y la seguridad de Farletuzumab (MORAB-003) en combinación con carboplatino más Paclitaxel o Doxorubicina Liposómica Pegilada (PLD) en pacientes con cáncer de ovario. Type: Clinical Trial, phase II.

HULP code: Anexo-I 4403. Sponsored's protocol code: MORAB-003-01 I.

Sponsored by: Eisai Europe Limited. Signed date: 20/12/2018

Redondo Sánchez A. Phase I dose escalation and cohort expansion study of TSR-042, an ANTI-PD-I monoclonal antibody, in patients with advanced solid tumors. Type: Clinical Trial, phase I.

HULP code: Anexo-I 4831. Sponsored's protocol code: 4010-01-001.

Sponsored by: Tesaro Inc. Signed date: 06/02/2018

Redondo Sánchez A. Phase II trial of Pembrolizumab in combination with Doxorubicin in advanced, recurrent or metastatic endometrial cancer: (TOPIC). Type: Clinical Trial, phase II.

HULP code: 4922. Sponsored's protocol code: 2017-002824-26.

Sponsored by: Fundación Hospital Vall D'Hebron. Signed date: 27/04/2018

Redondo Sánchez A. Sarcomas de partes blandas localizados de alto riesgo de extremidades y pared de tronco en adultos: un enfoque integrador que incluye quimioterapia estándar vs Histotipo-dirigida neoadyuvante. Type: Clinical Trial, phase III.

HULP code: Anexo-I 341 I. Sponsored's protocol code: ISG-Grupo Español de Investigación en Sarcomas I0-01.

Sponsored by: Grupo Español de Investigación en Sarcomas. Signed date: 27/04/2018

Rodríguez Salas N. A single arm phase I-II multicenter trial with avelumab plus autologous dendritic cell vaccine to determine safety and preliminary efficacy of the combination in pre-treated mismatch repair-proficient (MSS) metastatic colorectal cancer patients. Type: Clinical Trial, phase I.

HULP code: 4878. Sponsored's protocol code: GEMCAD 1602.

Sponsored by: Grupo GEMCAD. Signed date: 29/01/2018

Rodríguez Salas N. Determinación del estado mutacional de RAS en biopsias líquidas de sujetos con cáncer colorrectal metastásico ras no mutado en primera línea: estudio observacional, prospectivo y multicéntrico en España. Estudio Perseida. Type: EPA-SP.

HULP code: PI-3166. Sponsored's protocol code: AMG-RAS-2015-01.

Sponsored by: Amgen S.A. Signed date: 13/04/2018

Rodríguez Salas N. Estudio abierto, aleatorizado, fase 2 que compara S95005 con Bevacizumab frente a Capecitabina con Bevacizumab en pacientes con cáncer colorrectal metastásico no tratado previamente que no son candidatos a terapia intensiva. Type: Clinical Trial, phase II.

HULP code: Anexo-II 4580. Sponsored's protocol code: CL2-95005-002.

Sponsored by: Laboratorios Servier S.L. Signed date: 23/07/2018

Rodríguez Salas N. Estudio aleatorizado de fase II para evaluar la eficacia de Folfiri +Panitumumab en el tratamiento en segunda línea de pacientes con cáncer colorrec-



3.5 Cancer and Human Molecular Genetics Area

Introduction 1

Executive summary 2

Information Groups by Area 3

3.1 Neuroscience Area

3.2 Cardiovascular Area

3.3 Infectious Diseases and Immunity Area

3.4 Large System Pathologies Area

3.5 Cancer and Human Molecular Genetics Area

3.6 Surgery, Transplant and Health Technologies Area

Associated Clinicians 4

Scientific Report

2016
2017
2018

tal metastásico ras no mutado que han recibido Folfox + Panitumumab en primera línea de tratamiento. Type: Clinical Trial, phase II.

HULP code: 4991. Sponsored's protocol code: GEMCAD-17-01(BEYOND).

Sponsored by: Grupo Gemcad. Signed date: 07/05/2018

Rodríguez Salas N. Estudio de fase III, aleatorizado, secuencial y abierto, para evaluar la eficacia de Folfox + Panitumumab seguido por Folfiri + Bevacizumab (secuencia 1) frente a Folfox + Bevacizumab seguido por Folfiri + Panitumumab (secuencia 2) en pacientes con cáncer colorrectal metastásico no resecable, ras nativo, tumor primario en lado izquierdo, no tratado previamente: CR-SEQUENCE. Type: Clinical Trial, phase III.

HULP code: 5095. Sponsored's protocol code: TTD-18-01.

Sponsored by: Grupo Tratamiento Tumores Digestivos (GERCOR). Signed date: 30/07/2018

Zamora Auñón P. Estudio aleatorizado, doble ciego, controlado con placebo, de LEE011 en combinación con Letrozol para el tratamiento de mujeres postmenopáusicas con cáncer de mama avanzado con receptor hormonal positivo, HER2-negativo que no han recibido terapia previa para la enfermedad avanzada. Type: Clinical Trial, phase III.

HULP code: Anexo-II 4070. Sponsored's protocol code: CLEE011A2301.

Sponsored by: Novartis Farmaceutica S.A. Signed date: 09/04/2018

Zamora Auñón P. Estudio de fase II randomizado, multicéntrico, abierto para evaluar la eficacia y seguridad de Palbociclib en combinación con Fulvestrant o Letrozol en pacientes con cáncer de mama metastásico HER2 negativo, ER+ (Parsifal I). Type: Clinical Trial, phase II.

HULP code: Anexo-III 4390. Sponsored's protocol code: MEDOPP067.

Sponsored by: Medica Scientia Innovation Research. Signed date: 12/01/2018

Zamora Auñón P. Estudio de fase II, abierto, aleatorizado y multicéntrico, para evaluar la seguridad y la eficacia de agentes dirigidos frente a los mecanismos de reparación del ADN en combinación con Olaparib, en comparación con Olaparib en monoterapia, en el tratamiento de pacientes con cáncer de mama metastásico triple negativo con estratificación en función de sus alteraciones en los genes recombinantes de reparación homóloga (incluido BRCA 1/2) (Violette). Type: Clinical Trial, phase II.

HULP code: 4954. Sponsored's protocol code: D5336C00001.

Sponsored by: Astrazeneca Ab. Signed date: 11/05/2018

Zamora Auñón P. Estudio en fase 3 aleatorizado, abierto, de Abemaciclib en combinación con tratamiento endocrino adyuvante estándar frente a monoterapia con tratamiento endocrino adyuvante estándar, en pacientes con cáncer de mama en estadios iniciales, de alto riesgo, con afectación ganglionar, receptores hormonales positivos, HER2 negativo. Type: Clinical Trial, phase III.

HULP code: 5063. Sponsored's protocol code: I3Y-MC-JPCF.

Sponsored by: Lilly, S.A. Signed date: 03/05/2018

Patents and trademarks

Cejas Guerrero P, Belda Iniesta C, Feliú Batlle J, de Castro Carpeño J, Moreno García V, Burgos Lizalde E, Casado Sáenz E, Sánchez Hernández JJ, inventors; FIBHULP, UAM, Empresa Pública Hospital del Norte, assignees. Genomic fingerprint for predicting the clinical response to an antitumor therapy in colorectal cancer. P201130863, PCT/ES2012/070379; 2011 May 26.

Cejas Guerrero P, Belda Iniesta C, Feliú Batlle J, González Barón M, de Castro Carpeño J, Casado Sáenz E, Sánchez Hernández JJ, inventors; FIBHULP, UAM, assignees. Genomic fingerprint for the prognosis of the evolution of colorectal adenocarcinoma. P200703229, PCT/ES2008/000756, EP2236626; 2007 December 04.

Cejas Guerrero P, González Barón M, Casado Sáenz E, Sánchez Hernández JJ, Perona Abellón R, inventors; FIBHULP, UAM, CSIC, assignees. Use of trefoil factor family 3 (TFF3) in the prognosis of patients diagnosed with colorectal cancer. P200703230, PCT/ES2008/000757, EP2236625; 2007 December 04.

Espinosa Arranz E, Fresno Vara JA, Gámez Pozo A, López Vacas R, Berges Soria J, inventors; FIBHULP, assignee. Method for tumor subclassification. P201430887, 2014 June 09.

Espinosa Arranz E, Fresno Vara JA, Gámez Pozo A, Sánchez Navarro I, inventors; FIBHULP, assignee. Method for tumor subclassification. P200803509, PCT/ES2009/070533; 2008 December 11.

Miranda Utrera N, Castellano D, Villacampa Aubá F, Fresno Vara JA, Gámez Pozo A, inventors; FIBHULP, FIBHULP, assignees. Prognostic method for determining the risk of relapse in renal cancer patients with a clear cell type of renal carcinoma, stages I and II, and kit for same. P201531360, PCT/EP2016/072723, EP16774644.5, US20180346990, CN108174608; 2015 September 23.

Moreno Rubio J, Cejas Guerrero P, Feliú Batlle J, Ramírez de Molina AI, Reglero Rada G, Vargas Alonso T, Molina Arranz S, González-Vallinas Garrachón M, inventors; FIBHULP, Fundación Imdea Alimentacion, assignees. Methods and kits for the prognosis of colorectal cancer. P201231918, PCT/ES2013/070864; 2012 December 10.

Redondo Sánchez A, Hardisson Hernaéz D, Barriuso Feijoo J, Mendiola Sabio M, inventors; FIBHULP, assignee. Method to obtain useful data for the prediction of a patient's clinical response to an anticancer treatment. P200930400; 2009 July 01.

Redondo Sánchez A, Hardisson Hernaéz D, Barriuso Feijoo J, Mendiola Sabio M, inventors; FIBHULP, assignee. Method to obtain useful data for the prediction of a patient's pathological response to an anticancer treatment. P200930438; 2009 July 10.



3.5 Cancer and Human Molecular Genetics Area

Introduction 1

Executive summary 2

Information Groups by Area 3

3.1 Neuroscience Area

3.2 Cardiovascular Area

3.3 Infectious Diseases and Immunity Area

3.4 Large System Pathologies Area

3.5 Cancer and Human Molecular Genetics Area

3.6 Surgery, Transplant and Health Technologies Area

Associated Clinicians 4

Scientific Report

2016
2017
2018



Publications: 11 Impact Factor: 51.456 QI: 7

Experimental Therapies and Biomarkers in Cancer Group

María Inmaculada Ibáñez de Cáceres. Investigadora Senior (Contrato Miguel Servet-Tipo 2). Jefe de Laboratorio. Hospital Universitario La Paz

Javier de Castro Carpeño. Jefe de Sección de Oncología. Hospital Universitario La Paz. Profesor Asociado. Universidad Autónoma de Madrid

Patricia Cruz Castellanos. Facultativo Especialista de Área en Oncología Médica. Hospital Universitario La Paz

María Isabel Esteban Rodríguez. Facultativo Especialista de Área en Anatomía Patológica. Hospital Universitario La Paz

Julia Jiménez Hernández. Investigadora Predoctoral. Universidad Autónoma de Madrid

Cristina Manguán García. Investigadora Predoctoral. IIB "Alberto Sols"

Olga Pernía Arias. Técnico de Laboratorio (Contrato PTA). Hospital Universitario La Paz

Rosario Perona Abellón. Profesora de Investigación. IIB "Alberto Sols"

Garcílazo Riesco Eizaguirre. Facultativo Especialista de Área en Endocrinología y Nutrición. Hospital Universitario La Paz

Carlos Rodríguez Antolín. Bioinformático Contratado. Hospital Universitario La Paz

Rocío Rosas Alonso. Farmacéutica Interna Residente. Hospital Universitario La Paz

Isabel Sánchez Pérez. Profesora Contratada Doctor. Universidad Autónoma de Madrid

Leandro Sastre Garzón. Investigador Científico. IIB "Alberto Sols"

Olga Vera Puente. Investigadora Predoctoral. Hospital Universitario La Paz

Strategic Objective

Our research is focused on two distinct areas:

- 1. Genetic and epigenetic mechanisms involved in the resistance to chemotherapeutic drugs.** Drug resistance is a crucial problem in clinical practice. We have used various strategies to approach this problem, such as identifying new targets involved in drug responses and studying their alterations in human samples. In addition, we have identified genetic and epigenetic changes in tumour suppressor genes, miRNAs and lncRNAs with associated clinical use in diagnosis, prognosis and drug response prediction in solid tumors and in liquid biopsy. Some of these targets present a strong potential role as therapeutic target in lung and ovarian cancer treatment.
- 2. Strategies to reactivate telomerase activity in human cells with defects in telomerase and premature senescence.** We have identified a genetic suppres-



3.5 Cancer and Human Molecular Genetics Area

Introduction 1

Executive summary 2

Information Groups by Area 3

3.1 Neuroscience Area

3.2 Cardiovascular Area

3.3 Infectious Diseases and Immunity Area

3.4 Large System Pathologies Area

3.5 Cancer and Human Molecular Genetics Area

3.6 Surgery, Transplant and Health Technologies Area

Associated Clinicians 4

Scientific Report

2016
2017
2018

sor element (GSE) termed 24-2 that, once expressed in human cells, is able to recover telomerase activity and promote survival to cisplatin. This GSE corresponds to an internal fragment of dyskerin, a protein that is part of the telomerase complex. Expression of this GSE reactivates telomerase activity in cells with X-linked dyskeratosis congenita, a disease that is characterised by bone marrow failure and several other defects associated with a decrease in telomerase activity.

Research Lines

Translational research:

- Identification of predictive genetic and epigenetic biomarkers in the emergence of resistance in cancer and new therapeutic targets in NSCLC and ovarian cancer
- Identification of novel microRNAs and lncRNAs involved in chemoradiotherapy response in lung and ovarian cancer as well as in rare diseases as biomarkers for clinical use
- Study of the mechanisms of resistance to chemotherapy in cancer: the role of tumour stem cells in the response to chemotherapy in non-small cell lung cancer
- Development of new strategies for the treatment of telomerase defective diseases
- Identification of novel microRNAs and lncRNAs involved in chemoradiotherapy response in lung and ovarian cancer as well as in rare diseases as biomarkers for clinical use
- Study of the mechanisms of resistance to chemotherapy in cancer: the role of tumour stem cells in the response to chemotherapy in non-small cell lung cancer
- Development of new strategies for the treatment of telomerase defective diseases

Research Activity

Doctoral theses

Vera Puente O. Regulación epigenética de la expresión de ARNs no codificantes y su implicación en la respuesta terapéutica en cáncer de pulmón no microcítico y cáncer de ovario [dissertation]. Madrid: UAM: 2018(25/05/2018).

Director: Ibáñez de Cáceres I.



Publications

- García-Mata J, Alamo C, de Castro J, Contreras J, Galvéz R, Jara C, Llombart A, Pérez C, Sánchez P, Traseira S, Cruz JJ. A survey of perceptions, attitudes, knowledge and practices of medical oncologists about cancer pain management in Spain. *Clin Transl Oncol.* 2018; 20(8): 1061-71. Article. IF: 2.441; Q3
- Lee DH, Tsao MS, Kambartel KO, Isobe H, Huang MS, Barrios CH, Khattak A, de Marinis F, Kothari

S, Arunachalam A, Cao XT, Burke T, Valladares A, de Castro J. Molecular testing and treatment patterns for patients with advanced non-small cell lung cancer: PivOTAL observational study. *Plos One.* 2018; 13(8): e0202865. Article. IF: 2.776; Q2

- Pajuelo-Lozano N, Bargiela-Iparraguirre J, Domínguez G, Quiroga AG, Perona R, Sánchez-Pérez I. XPA, XPC, and XPD Modulate sensitivity in gastric cisplatin resistance cancer cells. *Front Pharmacol.* 2018; 9: 1197. Article. IF: 3.845; Q1
- Castellanos PC, Quintana L, de Castro J. Small cell breast cancer with lung metastases. *Arch Bronconeumol.* 2018; 54(11): 586-7. Letter. IF: 4.214; Q1
- Molina-Molina M, Planas-Cerezales L, Perona R. Telomere shortening in idiopathic pulmonary fibrosis. *Arch Bronconeumol.* 2018; 54(1): 3-4. Editorial Material. IF: 4.214; Q1
- Vera O, Rodríguez-Antolín C, de Castro J, Karreth FA, Sellers TA, de Cáceres II. An epigenomic approach to identifying differential overlapping and cis-acting lncRNAs in cisplatin-resistant cancer cells. *Epigenetics-U.S.* 2018; 13(3): 251-63. Article. IF: 4.584; Q1
- Montejano R, Stella-Ascariz N, Monge S, Bernardino JI, Pérez-Valero I, Montes ML, Valencia E, Martín-Carbonero L, Moreno V, González-García J, Rodríguez-Centeno J, Rodés B, Cantos AE, Alejos B, de Miguel R, Arnalich F, Perona R, Arribas JR. Impact of nucleos(t)ide reverse transcriptase inhibitors on blood telomere length changes in a prospective cohort of Aviremic HIV-infected adults. *J Infect Dis.* 2018; 218(10): 1531-40. Article. IF: 5.045; Q1
- Vera-Puente O, Rodríguez-Antolín C, Salgado-Figueroa A, Michalska P, Pernía O, Reid BM, Rosas R, García-Guede A, Sacristán S, Jiménez J, Esteban-Rodríguez I, Martín ME, Sellers TA, León R, González VM, de Castro J, de Cáceres II. MAFG is a potential therapeutic target to restore chemosensitivity in cisplatin-resistant cancer cells by increasing reactive oxygen species. *Transl Res.* 2018; 200: 1-17. Article. IF: 4.915; D1
- Novello S, Mazieres J, Oh JJ, de Castro J, Migliorino MR, Helland A, Dziadziuszko R, Griesinger F, Kotb A, Zeaiter A, Cardona A, Balas B, Johannsdottir HK, Das-Gupta A, Wolf J. Alectinib versus chemotherapy in crizotinib-pretreated anaplastic lymphoma kinase (ALK)-positive non-small-cell lung cancer: results from the phase III ALUR study. *Ann Oncol.* 2018; 29(6): 1409-16. Article. IF: 14.196; D1
- Lee DH, Isobe H, Wirtz H, Aleixo SB, Parente P, de Marinis F, Huang M, Arunachalam A, Kothari S, Cao XT, Donnini N, Woodgate AM, de Castro J. Health care resource use among patients with advanced non-small cell lung cancer: the PivOTAL retrospective observational study. *BMC Health Serv Res.* 2018; 18: 147. Article. IF: 1.932; Q3
- Conde E, Caminoa A, Domínguez C, Calles A, Walter S, Angulo B, Sánchez E, Alonso M, Jiménez L, Madrigal L, Hernando F, Sanz-Ortega J, Jiménez B, Garrido P, Paz-Ares L, de Castro J, Hernandez S, López-Ríos F. Aligning digital CD8(+) scoring and targeted next-generation sequencing with programmed death ligand 1 expression: a pragmatic approach in early-stage squamous cell lung carcinoma. *Histopathology.* 2018; 72(2): 270-84. Article. IF: 3.294; Q2

Public projects

de Castro Carpeño J. GENOBIA-CM - Comité de gestión de programa: diseño, mediante inteligencia artificial, de algoritmos predictivos para la identificación de individuos en riesgo de desarrollar (S2017/BMD-3773). CM. 2018-2020.



3.5 Cancer and Human Molecular Genetics Area

Introduction 1

Executive summary 2

Information Groups by Area 3

3.1 Neuroscience Area

3.2 Cardiovascular Area

3.3 Infectious Diseases and Immunity Area

3.4 Large System Pathologies Area

3.5 Cancer and Human Molecular Genetics Area

3.6 Surgery, Transplant and Health Technologies Area

Associated Clinicians 4

Scientific Report

2016
2017
2018

Management centre: FIBHULP

de Castro Carpeño J. Red de Innovación (PT13/0006/0012). ISCIII. 2014-2018.

Management centre: FIBHULP

de Castro Carpeño J. Red de Innovación (PT17/0005/0025). ISCIII. 2018-2020.

Management centre: FIBHULP

Ibáñez de Cáceres I. Desarrollo y validación de dos prototipos de kit capaces de detectar un biomarcador que sirva a los oncólogos como herramienta objetiva para personalizar el tratamiento a pacientes con cáncer de pulmón no microcítico en estadios avanzados (RTC-2015-4362-1). MINECO. 2016-2018.

Management centre: FIBHULP

Ibáñez de Cáceres I. Validación clínica del epigen Kit: Un nuevo test para predecir la respuesta al tratamiento del cáncer de pulmón no microcítico (CPNM). Epigen-Kit (RTC-2016-5314-1). MINECO. 2017-2018.

Management centre: FIBHULP

Ibáñez de Cáceres I. Validación preclínica de diferentes biomarcadores epigenéticos con potencial uso diagnóstico y predictivo, en tumores sólidos tratados con derivados del platino. Nuevos retos clínicos asociados al estudio molecular de las biopsias líquidas en cáncer (PI15/00186). ISCIII. 2016-2018.

Management centre: FIBHULP

Ibáñez de Cáceres MI. Contrato Miguel Servet tipo II (CPII14/00008). ISCIII. 2015-2019.

Management centre: FIBHULP

Perona R. Neumonitis y Fibrosis pulmonar inducidas por radioterapia. Posibles tratamientos curativos con péptidos encapsulados en nanopartículas, papel de JNK/MKPI y del acortamiento telomérico (PI17/01401). ISCIII. 2018-2020.

Management centre: IIB Alberto Sols

Private projects

de Castro Carpeño J. Desarrollo de las tareas necesarias para la puesta en marcha del estudio clínico ML40221 título: estudio de práctica clínica en condiciones reales para evaluarla toma de decisiones en el tratamiento de segunda línea conforme a las normas asistenciales y basado en los perfiles de foundation medicine en pacientes con cáncer de pulmón no microcítico (CPNM) localmente avanzado o metastásico con histología de adenocarcinoma en España. Roche Farma S.A. 2018-Ongoing.

Management centre: FIBHULP

de Castro Carpeño J. Determinación mediante inmunohistoquímica de la expresión de PDL-1 en carcinoma de célula no pequeña de pulmón. Stakeholders. 2016-Ongoing.

Management centre: FIBHULP

de Castro Carpeño J. Eeluxa 2: estudio de fase III, abierto, aleatorizado y controlado con producto activo, multicéntrico e internacional, para evaluar la eficacia de BI 1482694 frente a un doblete de quimioterapia estándar que incluye platino en pacientes con cáncer de pulmón no microcítico (CPNM) localmente avanzado o metastásico, con la mutación T790 M, cuya enfermedad ha progresado con el tratamiento previo con un inhibidor de la tirosina cinasa del receptor del factor de crecimiento epidérmico (EGFE-TKI). Parexel International (IRL) Limited. 2016-Ongoing.

Management centre: FIBHULP

de Castro Carpeño J. Oncología traslacional y la determinación de traslocaciones de ALK en muestras de tumores sólidos. Pfizer S.L.U. 2011-Ongoing.

Management centre: FIBHULP

de Castro Carpeño J. Prestación de servicios para el desarrollo de las tareas necesarias en el estudio observacional de alectinib en pacientes con CPNM ALK+ en el programa de acceso precoz en España. Roche Farma S.A. 2018-Ongoing.

Management centre: FIBHULP

Esteban Rodríguez MI. Proyecto para la evaluación retrospectiva de muestras pareadas de biopsia y citología para la detección de reordenamientos de ALK y expresión de PD-L1 en CPNM. Roche Farma S.A. 2017-Ongoing.

Management centre: FIBHULP

Ibáñez De Cáceres MI. Estudio comparativo de muestras de pacientes en parafina para medir el grado de metilación del gen IGF3P-3. Igen Biotech S.L. 2015-Ongoing.

Management centre: FIBHULP

Ibáñez De Cáceres MI. Evaluación del proyecto de investigación: contribución del factor de transcripción RUNX2 en la progresión del cáncer de pulmón. Pontificia Universidad Javeriana. 2016-Ongoing.

Management centre: FIBHULP

Ibáñez de Cáceres MI. Evaluación y puesta a punto del biomarcador epigenético mgmt en biopsia líquida como prueba no invasiva de seguimiento, en pacientes con gliomas. Stakeholders. 2017-Ongoing.

Management centre: FIBHULP

Ibáñez de Cáceres MI. Identificación de marcadores epigenéticos para diagnóstico no invasivo en resistencia a platino y su implicación en el uso de terapias individualizadas. Ibáñez. 2013-Ongoing.

Management centre: FIBHULP

Ibáñez de Cáceres MI. Identificación y uso de microRNAs como marcadores epigenéticos de sensibilidad a cisplatino en cáncer de pulmón no microcítico: implicación en terapias individualizadas. Roche Farma S.A. 2014-Ongoing.

Management centre: FIBHULP



3.5 Cancer and Human Molecular Genetics Area

Introduction 1

Executive summary 2

Information Groups by Area 3

3.1 Neuroscience Area

3.2 Cardiovascular Area

3.3 Infectious Diseases and Immunity Area

3.4 Large System Pathologies Area

3.5 Cancer and Human Molecular Genetics Area

3.6 Surgery, Transplant and Health Technologies Area

Associated Clinicians 4

Scientific Report

2016
2017
2018

Ibáñez de Cáceres Ml. Papel de los exosomas en la inducción de resistencia a platino en un modelo experimental de líneas celulares de cáncer de pulmón. Roche Farma S.A. 2017-Ongoing.

Management centre: FIBHULP

Clinical trials

de Castro Carpeño J. Ensayo clínico fase II, no randomizado en primera línea de Atezolizumab en combinación con Carboplatino y Pemetrexed en pacientes con cáncer de pulmón no microcítico estadio IV con megástasis cerebrales asintomáticas. Type: Clinical Trial, phase II.

HULP code: 5073. Sponsored's protocol code: 5073 GECP 17/05 (ML40238).

Sponsored by: Fundación GECP. Signed date: 05/06/2018

de Castro Carpeño J. Ensayo fase III, randomizado, doble ciego, controlado con placebo, multicéntrico, internacional con Osimertinib como tratamiento de mantenimiento en pacientes con cáncer de pulmón no microcítico (estadio III) localmente avanzado e irsecable, con mutación. Type: Clinical Trial, phase III.

HULP code: 5104. Sponsored's protocol code: D516C00048.

Sponsored by: Astrazeneca Farmaceutica Spain S.A. Signed date: 30/07/2018

de Castro Carpeño J. Estudio exploratorio de los efectos biológicos y los biomarcadores de Nivolumab en combinación con Ipilimumab en pacientes con cáncer de pulmón no microcítico (CPNM) en estadio IV o recurrente sin tratamiento previo (Checkmate 592: evaluación de la vía del punto de control y de Nivolumab en ensayos clínicos 592. Type: Clinical Trial, phase IV.

HULP code: 5107. Sponsored's protocol code: CA209-592.

Sponsored by: Bristol Myers Squibb International Corporation. Signed date: 15/06/2018

de Castro Carpeño J. Brigatinib en pacientes con cáncer de pulmón de células no pequeñas avanzado con linfoma anaplásico cinásico positivo (ALK+) cuyo cáncer ha progresado durante el tratamiento con Alectinib o Ceritinib. Type: Clinical Trial, phase II.

HULP code: 5111. Sponsored's protocol code: 2002.

Sponsored by: Pharmaceuticals Inc. Signed date: 17/09/2018

de Castro Carpeño J. Estudio abierto y aleatorizado de combinaciones de REGN2810 a dosis estándar y alta (Cemiplimab; anticuerpo ANTI-PD-1) e Ipilimumab (anticuerpo ANTI-CTLA-4) en el tratamiento de segunda línea de pacientes con cáncer de pulmón no microcítico metastásico con tumores que expresan <50 % de PDL1. Type: Clinical Trial, phase II.

HULP code: 5059. Sponsored's protocol code: R2810-ONC-1763.

Sponsored by: Regeneron Pharmaceuticals, Inc. Signed date: 12/07/2018

de Castro Carpeño J. Estudio fase III, aleatorizado, abierto, de Nazartinib en mo-

noterapia frente a fármaco a elección del investigador (Erlotinib o Gefitinib) como tratamiento de primera línea en pacientes con cáncer de pulmón de células no pequeñas localmente avanzado o metastásico con mutaciones activadoras de EGFR. Type: Clinical Trial, phase III.

HULP code: 5066. Sponsored's protocol code: CEGF816A2302.

Sponsored by: Novartis Farmaceutica, S.A. Signed date: 05/06/2018

de Castro Carpeño J. Estudio de fase 3, aleatorizado y controlado con placebo para evaluar la seguridad y la eficacia de Pemetrexed + quimioterapia a base de platino + Pembrolizumab (MK-3475) con o sin Lenvatinib (E7080/MK-7902) como intervención de primera línea en participantes con cáncer de pulmón no microcítico, no epidermoide, metastásico (LEAP-006). Type: Clinical Trial, phase III.

HULP code: 5220. Sponsored's protocol code: MK-7902-006.

Sponsored by: Merck Sharp & Dhome Corp. Signed date: 29/12/2018

de Castro Carpeño J. Estudio en fase III, aleatorizado y abierto de Brigatinib (Alunbrigtm) en comparación con Alectinib (Alecensa®) en pacientes con cáncer de pulmón no microcítico avanzado positivo para cinasa de linfoma anaplásico que han progresado con Crizotinib (XALKORI®). Type: Clinical Trial, phase III.

HULP code: 5149. Sponsored's protocol code: BRIGATINIB-3001.

Sponsored by: Ariad Pharmaceutical Inc. Signed date: 22/11/2018

de Castro Carpeño J. Estudio multicéntrico, abierto y de un solo grupo, del perfil molecular de pacientes con cáncer de pulmón no microcítico con mutación del EGFR localmente avanzado o metastásico, tratados con Osimertinib. Type: Clinical Trial, phase II.

HULP code: 4929. Sponsored's protocol code: D5161C00003.

Sponsored by: Astrazeneca AB. Signed date: 24/04/2018

de Castro Carpeño J. Estudio de extensión y observacional a largo plazo multicéntrico, abierto en pacientes incluidos previamente en un estudio clínico de Atezolizumab promocionado por Genentech y/o F.Hoffmann-la roche LTD. Type: Clinical Trial, phase III.

HULP code: 5032. Sponsored's protocol code: BO39633.

Sponsored by: F.Hoffmann-La Roche Ltd. Signed date: 31/05/2018

de Castro Carpeño J. Estudio en fase III abierto, multicéntrico de Brigatinib (AP26113) frente a Crizotinib en pacientes con cáncer de pulmón avanzado positivo para ALK positiva. Type: Clinical Trial, phase III.

HULP code: Anexo-II 4698. Sponsored's protocol code: AP26113-13-301.

Sponsored by: Ariad Pharmaceutical Inc. Signed date: 19/07/2018

de Castro Carpeño J. Estudio de práctica clínica en condiciones reales para evaluar la toma de decisiones en el tratamiento de segunda línea conforme a las normas asistenciales y basado en los perfiles de Foundation Medicine® en pacientes con



3.5 Cancer and Human Molecular Genetics Area

Introduction 1

Executive summary 2

Information Groups by Area 3

3.1 Neuroscience Area

3.2 Cardiovascular Area

3.3 Infectious Diseases and Immunity Area

3.4 Large System Pathologies Area

3.5 Cancer and Human Molecular Genetics Area

3.6 Surgery, Transplant and Health Technologies Area

Associated Clinicians 4

Scientific Report

2016
2017
2018

cáncer de pulmón no microcítico. Type: NO-EPA.

HULP code: PI-3376. Sponsored's protocol code: ML40221.

Sponsored by: Roche Farma S.A. Signed date: 17/09/2018

de Castro Carpeño J. Estudio en fase I, abierto y no aleatorizado para evaluar el efecto de una o varias dosis orales de Osimertinib (Tagrisso™) en la farmacocinética de un fármaco sonda de Glicoproteína P (Fexofenadina) en pacientes con CPNM con EGFR avanzado que haya progresado en un tratamiento previo con TKI del EGFR. Type: Clinical Trial, phase I.

HULP code: Anexo-I 4774. Sponsored's protocol code: D5160C00036.

Sponsored by: Astrazeneca AB. Signed date: 07/11/2018

de Castro Carpeño J. Estudio en fase I, abierto, no aleatorizado y multicéntrico para evaluar la farmacocinética, la seguridad y la tolerabilidad de Osimertinib tras la administración de una dosis oral única de 80 mg a pacientes con tumores sólidos avanzados y función renal normal o disfunción renal grave. Type: Clinical Trial, phase I.

HULP code: Anexo-I 4775. Sponsored's protocol code: D5160C00035.

Sponsored by: Astrazeneca AB. Signed date: 07/11/2018

de Castro Carpeño J. Ensayo de fase II de un único grupo para investigar Tepotinib en el adenocarcinoma pulmonar en estadio IIIB/IV con alteraciones por omisión del exón 14 de Met (METEX14) tras fallar, como mínimo, un tratamiento activo anterior; incluido uno con doblete de platino. Type: Clinical Trial, phase II.

HULP code: Anexo-I 4657. Sponsored's protocol code: MS200095-022.

Sponsored by: Merck KgaA. Signed date: 10/01/2018

de Castro Carpeño J. Estudio de fase II/III, aleatorizado, abierto y de dos partes, de Dinutuximab e Irinotecán versus Irinotecán como tratamiento de segunda línea en sujetos con cáncer de pulmón microcítico en recidiva o resistente. Type: Clinical Trial, phase II.

HULP code: Anexo-I 4832. Sponsored's protocol code: DIV-SCLC-301.

Sponsored by: United Therapeutics Corporation. Signed date: 19/03/2018

de Castro Carpeño J. Estudio ceco, abierto, multicéntrico, global, en fase II con Entrectinib para el tratamiento de pacientes con tumores sólidos localmente avanzados o metastásicos que albergan reordenaciones en los genes NTRK1/2/3, ROS1 o ALK. Type: Clinical Trial, phase II.

HULP code: Anexo-II 4648. Sponsored's protocol code: RXDX-101-02.

Sponsored by: Ignyta Inc. Signed date: 21/12/2018

de Castro Carpeño J. Estudio de fase III, multicéntrico, aleatorizado, abierto de LDK378 oral frente a quimioterapia estandar en pacientes adultos con cancer de pulmon de celulas no pequeñas avanzado con reordenamiento de ALK (ALK-positivo) que han sido tratados previamente con quimioterapia. Type: Clinical Trial, phase III.

HULP code: Anexo-I 4022. Sponsored's protocol code: CLDK378A2303.

Sponsored by: Novartis Farmaceutica S.A. Signed date: 08/01/2018

de Castro Carpeño J. Estudio internacional multicéntrico de fase III, aleatorizado, doble ciego, controlado con placebo, de MEDI4736 como tratamiento secuencial en pacientes con cáncer pulmonar de células no pequeñas, localmente avanzado, no resecable (estadio III) que no han progresado después de la terapia de quimiorradiación concurrente definitiva con base de platino (Pacific). Type: Clinical Trial, phase III.

HULP code: Anexo-I 4235. Sponsored's protocol code: D4191C00001.

Sponsored by: Astrazeneca AB. Signed date: 26/11/2018

de Castro Carpeño J. Ensayo clínico de grupos paralelos, aleatorizado, de fase III de OSE2101 como tratamiento de segunda línea o tercera línea en comparación con el tratamiento estándar (Docetaxel o Pemetrexed) en pacientes con HLA-A2 positivo y carcinoma broncopulmonar no microcítico metastásico (IV) o localmente avanzado (IIIB) no apto para radioterapia. Type: Clinical Trial, phase III.

HULP code: Anexo-I 4593. Sponsored's protocol code: OSE2101C301.

Sponsored by: Ose Immunotherapeutics. Signed date: 23/05/2018

de Castro Carpeño J. Estudio de fase III, multicéntrico, aleatorizado, abierto de LDK378 oral frente a quimioterapia estándar en pacientes adultos con cáncer de pulmón de células no pequeñas avanzado con reordenamiento de ALK (ALK-positivo) que han sido tratados previamente con quimioterapia. Type: Clinical Trial, phase III.

HULP code: Anexo-II 4022. Sponsored's protocol code: CLDK378A2303.

Sponsored by: Novartis Farmaceutica S.A. Signed date: 23/11/2018

Patents and trademarks

Cejas Guerrero P, Belda Iniesta C, Feliú Batlle J, de Castro Carpeño J, Moreno García V, Burgos Lizalde E, Casado Sáenz E, Sánchez Hernández JJ, inventors; FIBHULP, UAM, Empresa Pública Hospital del Norte, assignees. Genomic fingerprint for predicting the clinical response to an antitumor therapy in colorectal cancer. P201130863, PCT/ES2012/070379; 2011 May 26.

Cejas Guerrero P, Belda Iniesta C, Feliú Batlle J, González Barón M, de Castro Carpeño J, Casado Sáenz E, Sánchez Hernández JJ, inventors; FIBHULP, UAM, assignees. Genomic fingerprint for the prognosis of the evolution of colorectal adenocarcinoma. P200703229, PCT/ES2008/000756, EP2236626; 2007 December 04.

Cejas Guerrero P, González Barón M, Casado Sáenz E, Sánchez Hernández JJ, Perona Abellón R, inventors; FIBHULP, UAM, CSIC, assignees. Use of trefoil factor family 3 (TFF3) in the prognosis of patients diagnosed with colorectal cancer. P200703230, PCT/ES2008/000757, EP2236625; 2007 December 04.



3.5 Cancer and Human Molecular Genetics Area

Introduction 1

Executive summary 2

Information Groups by Area 3

3.1 Neuroscience Area

3.2 Cardiovascular Area

3.3 Infectious Diseases and Immunity Area

3.4 Large System Pathologies Area

3.5 Cancer and Human Molecular Genetics Area

3.6 Surgery, Transplant and Health Technologies Area

Associated Clinicians 4

Scientific Report

2016
2017
2018

Ibáñez de Cáceres I, Belda Iniesta C, Pernía Arias O, Perona Abellón R, Cortés Sempere M; inventors. FIBHULP, CSIC, UAM, Fundación Hospital de Madrid, assignees. Method for predicting the response to a treatment consisting of radiotherapy combined with cisplatin-based chemotherapy. P201330783, PCT/ES2014/070433, EP3006572, US20160122828; 2013 May 29.

Ibáñez de Cáceres I, de Castro Carpeño J, Vera Puente O, Pernía Arias O, Rodríguez Antolín C, González Muñoz VM, Martín Palma ME, Salgado Figueroa AM, inventors; FIBHULP, FIBIOHRC, assignees. MAFG as a potential therapeutic target to restore chemosensitivity in platinum-resistant cancer cells. EPI7382610.8 (Publication Number pending); 2017 September 15.

Ibáñez de Cáceres I, Pernía Arias O, de Castro Carpeño J, Vera Puente O, Jiménez Hernández J, Perona Abellón R, Rojo Todo F, inventors; FIBHULP, CSIC, UAM, Instituto de Investigación Sanitaria FJD, assignees. Determination of methylation and miRNA levels in response to a platinum-based antitumor compound. P201530997, PCT/ES2016/070516; 2015 July 09.

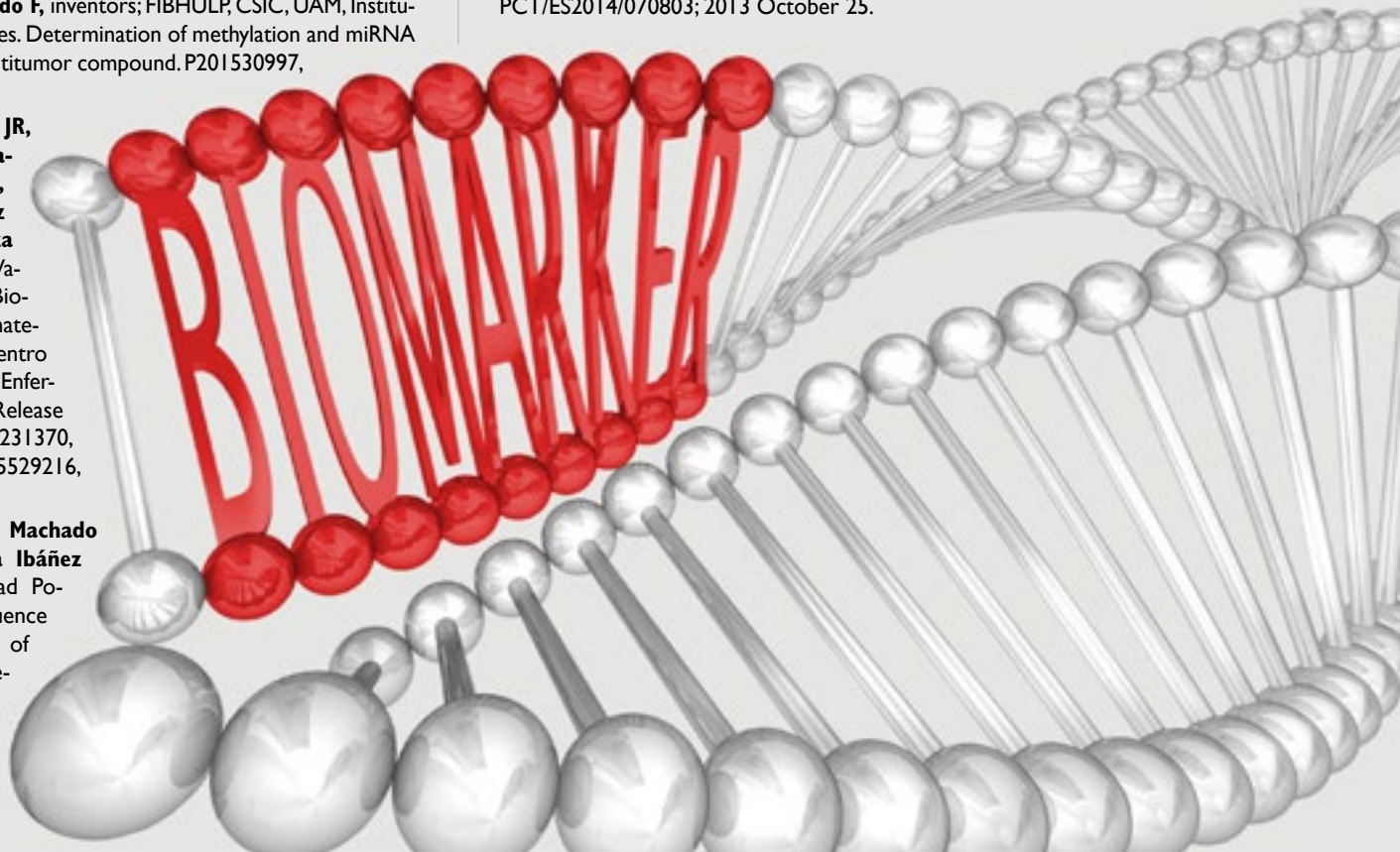
Martínez Máñez R, Murguía Ibáñez JR, Perona Abellón R, Agostini A, Mondragón Martínez L, Moreno Torres M, Manguán García C, Marcos Martínez MD, Soto Camino J, Sancenón Galarza F, inventors; Universidad Politécnica de Valencia, CSIC, Centro de Investigación Biomédica en Red en Bioingeniería, Biomateriales y Nanomedicina (CIBER-BBN), Centro de Investigación Biomédica en Red de Enfermedades Raras (CIBERER), assignees. Release of substances into senescent cells. P201231370, PCT/ES2013/070581, EP2893923, JP2015529216, US2015306037; 2012 September 04.

Perona Abellón R, Sánchez Pérez I, Machado Pinilla R, Sastre Garzón L, Murguía Ibáñez JR, inventors; CSIC, UAM, Universidad Politécnica de Valencia, assignees. Sequence of nucleotides and peptides GSE 24.2 of dyskerin, which can induce telomerase activity, method for obtaining same, therapeutic compositions and applications thereof. P200502511, PCT/ES2006/070152, EPI947175, US20090202503, US2015337022, AT469212, CA2625981, DK1947175,

JP2009511036, JP5560398, PT1947175; 2005 October 14.

Perona Abellón R, Sastre Garzón L, Machado Pinilla R, Sánchez Pérez I, inventors; CSIC, UAM, assignees. Use of inductor agents GSE24.2 for producing pharmaceutical compositions for treating illnesses relating to cellular senescence. P200703106, PCT/ES2008/070212, EP2216043, US2011300115, JP2011504483, CA2706467; 2007 November 23.

Perona Abellón R, Sastre Garzón L, Pintado Berninches L, Carrillo García J, Molina Pachón A, Irradicio Silva L, Manguán García C, inventors; CSIC, UAM, Advanced Medical Projects, Centro de Investigación Biomédica en Red (CIBER), assignees. Peptides derived from GSE 24.2 for treating diseases caused by oxidative stress and damage to DNA. P201331573, AU2014338820, CA2931429, EP3061815 PCT/ES2014/070803; 2013 October 25.





3.5 Cancer and Human Molecular Genetics Area

Introduction 1

Executive summary 2

Information Groups by Area 3

3.1 Neuroscience Area

3.2 Cardiovascular Area

3.3 Infectious Diseases and Immunity Area

3.4 Large System Pathologies Area

3.5 Cancer and Human Molecular Genetics Area

3.6 Surgery, Transplant and Health Technologies Area

Associated Clinicians 4

Scientific Report

2016
2017
2018



Publications: 19 Impact Factor: 105.362 Q1: 9

Oto-Neurosurgery Research Group

Luis Lassaletta Atienza. Jefe de Sección de Otorrinolaringología. Hospital Universitario La Paz

Carolina Alfonso Carrillo. Facultativo Especialista de Área en Otorrinolaringología. Hospital Universitario La Paz

Miryam Calvino Fernández. Investigadora Postdoctoral. FIBHULP

Alejandro Castro Calvo. Facultativo Especialista de Área en Otorrinolaringología. Hospital Universitario La Paz

Isabel García López. Facultativo Especialista de Área en Otorrinolaringología. Hospital Universitario La Paz

Javier Gavilán Bouzas. Jefe de Servicio de Otorrinolaringología. Hospital Universitario La Paz. Catedrático. Departamento de Cirugía. Facultad de Medicina. Universidad Autónoma de Madrid

Teresa González Otero. Facultativo Especialista de Área en Cirugía Maxilofacial. Hospital Universitario La Paz

Silvia Murillo Cuesta. Investigadora Postdoctoral. IIB "Alberto Sols"

María Fernanda Pedrero Escalas. Facultativo Especialista de Área en Otorrinolaringología. Hospital Universitario La Paz

Carolina Peña Granero. Técnico de Laboratorio (Contrato PTA). Hospital Universitario La Paz

Rosa María Pérez Mora. Facultativo Especialista de Área en Otorrinolaringología. Hospital Universitario La Paz

Juan Antonio Rey Herranz. Investigador Senior (Contrato Miguel Servet - I2). Jefe de Laboratorio. Hospital Universitario La Paz

Laura del Río Arroyo. Facultativo Especialista de Área en Otorrinolaringología. Hospital Universitario La Paz

Lourdes Rodríguez de la Rosa. Investigadora Postdoctoral. IIB "Alberto Sols"

Isabel Pilar Sánchez Cuadrado. Facultativo Especialista de Área en Otorrinolaringología. Hospital Universitario La Paz

Miguel Torres Martín. Investigador Postdoctoral. Hospital Universitario La Paz

María Isabel Varela Nieto. Profesor de Investigación. IIB "Alberto Sols"

Antonio Villalobo Polo. Profesor de Investigación. Hospital Universitario La Paz

Strategic Objective

The systematic use of magnetic resonance imaging (MRI) has dramatically increased the diagnosis of patients with vestibular schwannoma (VS). The majority of patients with VS complain of hypoacusis or tinnitus, and very few present more debilitating symptoms. Therefore, the approach with a patient with VS is complex because the treatment of the tumour is directed towards avoiding complications arising from its growth and not necessarily towards improving the patient's quality of life. Currently, there are no factors that allow us to predict the growth of vestibular schwannoma.



3.5 Cancer and Human Molecular Genetics Area

Introduction 1

Executive summary 2

Information Groups by Area 3

3.1 Neuroscience Area

3.2 Cardiovascular Area

3.3 Infectious Diseases and Immunity Area

3.4 Large System Pathologies Area

3.5 Cancer and Human Molecular Genetics Area

3.6 Surgery, Transplant and Health Technologies Area

Associated Clinicians 4

Scientific Report

2016
2017
2018

Recent advances in the field of oncogenetics have allowed us to better understand the development of VS.

The study of the correlation between clinical variables related to the biological behaviour of VS and its genetic and epigenetic disorders aims to find the factors that predict the behaviour of VS. This will help us identify patients who need active treatment of the tumour and avoid the morbidity associated with the treatment in those who do not need it.

The cochlear implant (CI) is currently the only solution for relieving the condition in patients with severe or profound hypoacusis who do not benefit from a prosthetic adaptation with a conventional hearing aid. It is estimated that there are currently 120,000 adults in Spain with profound sensorineural hypoacusis. In recent years, new hearing implants have been developed including osseointegrated implants and active middle ear implants. It's excellent and often spectacular results and its low rate of complications have transformed CI from an innovative technology in the experimental phase to a routine, safe and effective procedure, capable of returning deaf individuals to the hearing world and ending their isolation, increasing their quality of life. Over the past decade the relationship between hearing loss and cognitive decline in the older population has become the subject of research. We also explore the relationships between the cognitive function and the audiometric performances in patients wearing a CI.

Moderate to severe hypoacusis is one of the most prevalent medical problems. Ciliated sensory cells and neurons do not regenerate in mammals, which is the main cause of sensorineural deafness. Mutations causing deficiencies in the levels of the Insulin like growth factor type I (IGF-I) also cause sensorineural deafness in humans and mice. IGF-I is an essential factor in the postnatal development of mammals, and its level decreases with ageing. We are studying the participation of IGF-I in the development of the inner ear and in the pathophysiology of hearing in adults, as well as, the molecular signalling networks conferring specificity in the otic cellular response to IGF-I. We are studying the signals that regulate otic development and also those involved in otic damage with the objective of identifying the key factors implicated in functional repair and regeneration of inner ear cells. Finally, we are jointly developing an experimental model of damage associated with the cochlear implant to test new molecules with otoprotective potential. In short, our work contributes to the study of auditory pathophysiology, with the ultimate objective of investigating the potential clinical usefulness of IGF-I in human hypoacusis originating in the cochlea.

Research Lines

- Tumors of the CNS: vestibular schwannoma, meningiomas, gliomas, and other: surgery, oncogenetics, quality of life, etc

- Auditory implants: cochlear implants, middle ear implants, bone-conduction implants: surgical aspects, telephone use, quality of life, perception of music, cognitive decline, etc
- IGF-I deficiency: a rare syndromic human deafness
- Neurobiology of hearing: molecular and cellular bases of hearing loss of different aetiology (genetic, noise exposure, malnutrition, and ototoxic drugs). Identification of transcriptional networks
- Development of experimental models of deafness (genetic, noise exposure, malnutrition, ototoxic drugs and surgery associated trauma) for pre-clinical studies with potential therapeutic molecules, thus identifying possible therapeutic targets, potential markers for diagnosis and generation of vital guidelines
- Head and Neck tumors and voice pathology
- The role of cellular senescence in the development of the inner ear and the auditory pathology
- Studies on three systems implicated in the development of tumor metastasis: the tyrosine kinase receptors EGFR/ErbB2; the non-receptor tyrosine kinase c-Src; and the adaptor protein Grb7

Research Activity

Doctoral theses

Celaya Puértolas A. Papel del IGF-I en la protección frente a la pérdida auditiva inducida por el ruido [dissertation]. Madrid: UAM: 2018(12/11/2018).

Director: Varela Nieto I.

Moraleda Pérez S. Eficacia de la toxina botulínica en el tratamiento de la parálisis facial periférica. Comparación de diferentes escalas en la evaluación de la función facial [dissertation]. Madrid: UAM: 2018(30/11/2018).

Director: Lassaletta Atienza L.

Publications

- Anguita E, Villalobo A. Ca²⁺ signaling and Src-kinases-controlled cellular functions. Arch Biochem Biophys. 2018; 650: 59-74. Review. IF: 3.559; Q2
- Calvino M, Sánchez-Cuadrado I, Gavilán J, Lassaletta L. Cochlear implant users with otosclerosis: Are hearing and quality of life outcomes worse than in cochlear implant users without otosclerosis? Audiol Neuro-Otol. 2018; 23(6): 345-55. Article. IF: 2.053; Q2
- Cano A, Dargent G, Carriazo A, López-Samaniego L, Apostolo J, Campos E, Holland C, Varela-Nieto I, Sánchez-Sánchez ML, Illario M, Iaccarino G, Roller RE, Goossens E, Vollenbroek-Hutten M, Pais S, Schena F, Musian D, Alvino S, Maggio M, Liotta G, Ussai S, Orfila F, O'Caioimh R, Paul C,



3.5 Cancer and Human Molecular Genetics Area

Introduction 1

Executive summary 2

Information Groups by Area 3

3.1 Neuroscience Area

3.2 Cardiovascular Area

3.3 Infectious Diseases and Immunity Area

3.4 Large System Pathologies Area

3.5 Cancer and Human Molecular Genetics Area

3.6 Surgery, Transplant and Health Technologies Area

Associated Clinicians 4

Scientific Report

2016
2017
2018

Pazzi S, Romano V, Obbia P. Tackling frailty and functional decline: Background of the action group A3 of the European innovation partnership for active and healthy ageing. *Maturitas*. 2018; 115: 69-73. Article. IF: 3.654; Q1

- Cantero D, de Lope AR, de la Presa RM, Sepulveda JM, Borrás JM, Castresana JS, D'Haene N, García JF, Salmón I, Mollejo M, Rey JA, Hernández-Lain A, Meléndez B. Molecular study of long-term survivors of glioblastoma by gene-targeted next-generation sequencing. *J Neuropathol Exp Neurol*. 2018; 77(8): 710-6. Article. IF: 3.46; Q1
- Castillo C, Zaror S, González M, Hidalgo A, Burgos CF, Cabezas OI, Hugues F, Jiménez SP, González-Horta E, González-Chavarría I, Gavilán J, Montesino R, Sánchez O, López MG, Fuentealba J, Toledo JR. Neuroprotective effect of a new variant of Epo nonhematopoietic against oxidative stress. *Redox Biol*. 2018; 14: 285-94. Article. IF: 7.793; D1
- Castro A, del Río L, Gavilán J. Stratifying the risk of developing clinical hypocalcemia after thyroidectomy with parathyroid hormone. *Otolaryngol Head Neck*. 2018; 158(1): 76-82. Article. IF: 2.31; Q2
- de Carvalho RM, Sant'anna CD, Pinto GR, Paschoal EHA, Tuji FM, Borges BD, Soares PC, Ferreira AG, Rey JA, Chaves LCL, Burbano RR. Frequency of the loss of heterozygosity of the NF2 gene in sporadic spinal schwannomas. *Anticancer Res*. 2018; 38(4): 2149-54. Article. IF: 1.935; Q4
- García-Alcántara F, Murillo-Cuesta S, Pulido S, Bermúdez-Muñoz JM, Martínez-Vega R, Milo M, Varela-Nieto I, Rivera T. The expression of oxidative stress response genes is modulated by a combination of resveratrol and N-acetylcysteine to ameliorate ototoxicity in the rat cochlea. *Hearing Res*. 2018; 358: 10-21. Article. IF: 2.952; D1
- Guarch ME, Font-Llitjos M, Murillo-Cuesta S, Errasti-Murugarren E, Celaya AM, Giroto G, Vuckovic D, Mezzavilla M, Vilches C, Bodoy S, Sahun I, González L, Prat E, Zorzano A, Dierssen M, Varela-Nieto I, Gasparini P, Palacin M, Nunes V. Mutations in L-type amino acid transporter-2 support SLC7A8 as a novel gene involved in age-related hearing loss. *Elife*. 2018; 7: e31511. Article. IF: 7.551; D1
- Maues JHD, Ribeiro HF, Pinto GR, Lopes LD, Lamarao LM, Pessoa CMF, Moreira-Nunes CDA, de Carvalho RM, Assumpcao PP, Rey JA, Burbano RMR. Gastric cancer cell lines have different MYC-regulated expression patterns but share a common core of altered genes. *Can J Gastroenterol Hepatol*. 2018; 5804376. Article. IF: 1.714; Q4
- Melchioris J, Henriksen MJV, Dijkers FG, Gavilán J, Noordzij JP, Fried MP, Novakovic D, Fagan J, Charabi BW, Konge L, von Buchwald C. Diagnostic flexible pharyngo-laryngoscopy: development of a procedure specific assessment tool using a Delphi methodology. *Eur Arch Oto-Rhino-L*. 2018; 275(5): 1319-25. Article. IF: 1.75; Q2
- Rajan G, Tavora-Vieira D, Baumgartner WD, Godey B, Muller J, O'Driscoll M, Skarzynski H, Skarzynski P, Usami SI, Adunka O, Agrawal S, Bruce I, De Bodt M, Caversaccio M, Pilsbury H, Gavilán J, Hagen R, Hagr A, Kameswaran M, Karltorp E, Kompis M, Kuzovkov V, Lassaletta L, Yongxin L, Lorens A, Manoj M, Martin J, Mertens G, Mlynski R, Parnes L, Pulibalathingal S, Radloff A, Raine CH, Rajeswaran R, Schmutzhard J, Sprinzl G, Staecker H, Stephan K, Sugarova S, Zernotti M, Zorowka P, Van de Heyning P. Hearing preservation cochlear implantation in children: The HEARRING Group consensus and practice guide. *Cochlear Implants Int*. 2018; 19(1): 41275. Article. Not Indexed
- Rostom A, de la Calle M, Bartha JL, Castro A, Lecumberri B. Primary hyperparathyroidism diag-

nosed and treated surgically during pregnancy. *Endocrinol Diabetes Nutr*. 2018; 65(4): 239-41. Letter. IF: 0.934; Q4

- Springmann M, Clark M, Mason-D'Croz D, Wiebe K, Bodirsky BL, Lassaletta L, de Vries W, Vermeulen SJ, Herrero M, Carlson KM, Jonell M, Troell M, DeClerck F, Gordon LJ, Zurayk R, Scarborough P, Rayner M, Loken B, Fanzo J, Godfray HCJ, Tilman D, Rockstrom J, Willett W. Options for keeping the food system within environmental limits. *Nature*. 2018; 562(7728): 519-525. Article. IF: 43.07; D1
- Urdiciain A, Meléndez B, Rey JA, Idoate MA, Castresana JS. Panobinostat potentiates temozolomide effects and reverses epithelial-mesenchymal transition in glioblastoma cells. *Epigenomes*. 2018; 2(1): 5. Article. Not Indexed
- Varela-Nieto I, Chowen JA, García-Segura LM. Editorial: Hormones and neural aging: Lessons from experimental models. *Front Aging Neurosci*. 2018; 10: 374. Editorial Material. IF: 3.633; Q2
- Villalobo A, Ishida H, Vogel HJ, Berchtold MW. Calmodulin as a protein linker and a regulator of adaptor/scaffold proteins. *BBA-Mol Cell Res*. 2018; 1865(3): 507-21. Review. IF: 4.739; Q1
- Villalobo A. The multifunctional role of phospho-calmodulin in pathophysiological processes. *Biochem J*. 2018; 475: 4011-23. Review. IF: 4.331; Q1
- Wesdorp M, Murillo-Cuesta S, Peters T, Celaya AM, Oonk A, Schraders M, Oostrik J, Gómez-Rosas E, Beynon AJ, Hartel BP, Okkersen K, Koenen HJPM, Weeda J, Lelieveld S, Voermans NC, Joosten I, Hoyng CB, Lichtner P, Kunst HPM, Feenstra I, de Bruijn SE, Admiraal RJC, Yntema HG, van Wijk E, del Castillo I, Serra P, Varela-Nieto I, Pennings RJE, Kremer H. MPZL2, Encoding the epithelial junctional protein myelin protein zero-like 2, is essential for hearing in man and mouse. *Am J Hum Genet*. 2018; 103(1): 74-88. Article. IF: 9.924; D1

Public projects

Lassaletta Atienza L. Implantes cocleares y función cognitiva. Medidas de resultados auditivos, calidad de vida y calidad del sonido (PI16/00079). ISCIII. 2017-2019.

Management centre: FIBHULP

Murillo Cuesta S. Hearing loss due to mutations in an amino acid and thyroid hormone slc7 transporter: genetics, functional studies and cochlear thyroid status. (ER-18PSAC761/2018). CIBERER. 2018-2019.

Management centre: CIBERER

Rey Herranz JA. Contrato de estabilización Miguel Servet (I2). ISCIII/CAM. 2006-2019.

Management centre: FIBHULP

Varela Nieto I. Desarrollo de nuevas terapias para la prevención y tratamiento de la pérdida auditiva basadas en la identificación de parámetros genéticos, bioquímicos y moleculares (HEARCODE) (SAF2017-86107-R). Ministerio de Economía, Industria y Competitividad. 2018-2020.

Management centre: IIBm (CSIC)



3.5 Cancer and Human Molecular Genetics Area



Introduction

1

Executive summary

2

Information Groups by Area

3

3.1 Neuroscience Area

3.2 Cardiovascular Area

3.3 Infectious Diseases and Immunity Area

3.4 Large System Pathologies Area

3.5 Cancer and Human Molecular Genetics Area

3.6 Surgery, Transplant and Health Technologies Area

Associated Clinicians

4

Scientific Report

2016
2017
2018

Varela Nieto I. Imagen multimodal de la respuesta terapéutica a estrategias multidiana en enfermedades neurológicas (MULTITARGET&VIEWCM) (B2017/BMD-3688). CM. 2018-2021.

Management centre: IIBm (CSIC)

Private projects

Lassaletta Atienza L. análisis de las capacidades cognitivas en pacientes mayores con hipoacusia profunda con y sin implante coclear (ic): un estudio multicéntrico prospectivo, longitudinal y comparativo. Med-El Elektromedizinische Geräte Gesellschaft M.B.H. 2016-Ongoing.

Management centre: FIBHULP

Lassaletta Atienza L. influencia de las estrategias de codificación y el uso de sistemas de apoyo en la percepción y uso del teléfono en pacientes adultos con implante coclear!. Med-El Elektromedizinische Geräte Gesellschaft M.B.H. 2011-Ongoing.

Management centre: FIBHULP

Varela Nieto I. Nuevos tratamientos para la prevención y tratamiento de la hipoacusia. Spiral Therapeutics Inc. 2017-2020.

Management centre: CIBERER

International projects

Murillo Cuesta S. Delivery of antisense RNA therapeutics (CA17103). EU Framework Programme Horizon 2020. 2018-2022.

Management centre: IIBm (CSIC)

Varela Nieto I. Development of a european network for preclinical testing of interventions in mouse models of age and age-related diseases (Mouse-AGE) (BM1402). EU Framework Programme Horizon 2020. 2014-2018.

Management centre: IIBm (CSIC)

Patents and trademarks

Polak M, Roca-Ribas Serdá F, Gavilán Bouzas J, Lassaletta Atienza L, Miró Castillo N, Rodrigo Dacosta J, inventors; MED-EL Elektromedizinische Geraete GmbH, assignee. Hearing treatment in patients with questionable cochlear nerve functionality. US2011275953, PCT/US2011/035312; 2010 May 05.

Cobo Parra P, Varela Nieto I, Murillo-Cuesta S, Navares Zaera R, Martínez Vega R, Cediel Algovia R, inventors; CSIC, UCM, assignees. Anechoic acoustic chamber for evaluating the auditory function in laboratory animals. P201031720; 2010 November 23.

Cobo Parra P, Varela Nieto I, Murillo-Cuesta S, Cediel Algovia R, inventors; CSIC, UCM, assignees. Method for designing a reverberating acoustic chamber for hearing test with animals. Procedimiento para diseñar una cámara acústica reverberante para ensayos auditivos con animales. P200802895, PCT/ES2009/070433; 2008 October 14.





3.5 Cancer and Human Molecular Genetics Area

Introduction 1

Executive summary 2

Information Groups by Area 3

3.1 Neuroscience Area

3.2 Cardiovascular Area

3.3 Infectious Diseases and Immunity Area

3.4 Large System Pathologies Area

3.5 Cancer and Human Molecular Genetics Area

3.6 Surgery, Transplant and Health Technologies Area

Associated Clinicians 4

Scientific Report

2016
2017
2018



Publications: **21** Impact Factor: **67.083** QI: **9**

Cancer Molecular Pathology and Therapeutic Targets Group

David Hardisson Hernández. Jefe de Servicio de Anatomía Patológica. Hospital Universitario La Paz. Profesor Titular. Facultad de Medicina. Universidad Autónoma de Madrid

Alberto Berjón García. Médico Adjunto Especialista de Área en Anatomía Patológica. Hospital Universitario La Paz

Emilio Burgos Lizáldez. Facultativo Especialista de Área en Anatomía Patológica. Hospital Universitario La Paz

Javier de Santiago García. Jefe de Servicio de Ginecológica Oncológica. Hospital Universitario La Paz. Profesor Asociado. Facultad de Medicina. Universidad Autónoma de Madrid

Laura Guerra PASTRIÁN. Médico Adjunto Especialista de Área en Anatomía Patológica. Hospital Universitario La Paz

Jorge Martín Pérez. Investigador Científico. IIB "Alberto Sols"

Marta Mendiola Sabio. Investigadora Postdoctoral. Hospital Universitario La Paz

María Miguel Martín. Técnico de Laboratorio. Hospital Universitario La Paz

Alberto Peláez García. Investigador Postdoctoral. Hospital Universitario La Paz

Elia Pérez Fernández. Investigadora Predoctoral. Hospital Universitario La Paz

José Juan Pozo Kreiling. Facultativo Especialista de Área en Anatomía Patológica. Hospital Universitario La Paz

José Ignacio Sánchez Méndez. Facultativo Especialista de Área en Ginecología y Obstetricia. Hospital Universitario La Paz. Profesor Asociado. Facultad de Medicina. Universidad Autónoma de Madrid

Laura Yébenes Gregorio. Médico Adjunto Especialista de Área en Anatomía Patológica. Hospital Universitario La Paz

Strategic Objective

The fundamental interest of our research group is centered in the study of molecular biomarkers that have a direct implication in the handling of the cancer patients with the last aim to identify and to validate therapeutic targets.

• Ovarian cancer Research Line

The ovarian carcinoma is the main cause of gynecological cancer mortality in the western societies. Nevertheless, the classic parameters are imperfect predictors for patients outcome, partly due to the complexity of the molecular genetic events that sublie these tumors and to the fact that they are not totally known. Research on this field could identify more precise markers to correctly stratify the patients according to their probability to recur and response to treatments.



3.5 Cancer and Human Molecular Genetics Area

Introduction 1

Executive summary 2

Information Groups by Area 3

3.1 Neuroscience Area

3.2 Cardiovascular Area

3.3 Infectious Diseases and Immunity Area

3.4 Large System Pathologies Area

3.5 Cancer and Human Molecular Genetics Area

3.6 Surgery, Transplant and Health Technologies Area

Associated Clinicians 4

Scientific Report

2016
2017
2018

Angiogenesis, epithelial to mesenchymal transition and hypoxia are processes demonstrated to have an important role in the development of these tumors. The main objective of this line of investigation, therefore, is to identify discrete markers or gene expression profiles related to these events, with predictive and prognostic value for ovarian cancer patients.

• Endometrial cancer Research Line

Endometrial carcinoma is the fourth most common cancer in women in the developed world. Histomorphologic criteria are not strongly enough tools to distinguish more aggressive tumors. Based on molecular characterization, risk stratification systems could be useful for decision making.

The main objective of this line of investigation, therefore, is to identify molecular markers with predictive and prognostic value for endometrial cancer patients.

• Breast cancer Research Line

C-Src is overexpressed and/or hyperactive in breast carcinoma biopsies and their implication in the tumorigenesis has been proved in murine models.

Our studies on genetically modified human breast cancer cells and mice can establish the relevance of the function of scaffolding of SFKs in breast cancer. In addition, our work can lead to the development of new prognosis and therapeutic tools to improve the treatment of the breast cancer.

Angiogenesis and breast cancer. Angiogenesis is a key process in tumor development. Our group has been working for years on the search of biomarkers related to this process. Specifically on breast cancer, it is important to identify patients that will benefit of evacizumab containing regimes.

• Sarcomas Research Line

Bone and Soft tissue sarcomas includes a group of heterogeneous pathologies that were traditionally treated in the same way. The clinical investigation has allowed the identification of sub-groups with different response to treatments. The objective of this line of work is to find biomarkers for the best stratification of the patients, as well as to get a better knowledge of the molecular mechanisms for the development of these tumors.

• Neuroendocrine tumors Research Line

The neuroendocrine tumors (NET) include heterogeneous neoplasias, regarding morphologic and functional features. They constitute a challenge for the medical management, mainly regarding diagnose and handling. Although we have improved the knowledge of molecular events related to their development in the last decade, we need to better know these tumors, in order to establish an early detection, that it improves the rates of survival.

• In vitro 2- and 3D cell culture models for functional studies

The identification of potential markers in different pathologies might be comple-

mented by functional studies, focused on the characterization of cancer and estromal cell features, important for tumor development that it improves the rates of survival.

Research Lines

- Ovarian and endometrial cancer
- Breast cancer
- Sarcomas
- Neuroendocrine tumors
- New in vitro models of disease

Research Activity

Doctoral theses

Cruz Castellanos P. Expresión de genes relacionados con la angiogénesis como predictores de respuesta al tratamiento combinado (cirugía y quimioterapia) en el carcinoma de ovario seroso de alto grado [dissertation]. Madrid: UAM: 2018(19/12/18).

Directors: Mendiola Sabio M, Redondo Sánchez A

Utrilla Contreras MJ. Estudio de las células inmunocompetentes, macrófagos, células cebadas, de la angiogénesis y de la linfangiogénesis en la piel de los bordes quirúrgicos de úlceras por quemaduras [dissertation]. Madrid: UAM: 2018(16/03/18).

Directors: Hardisson Hernaez D, Regadera Gonzalez JF

Publications

- Alcaraz Mateos E, Guerra Pastrián L, Pijuán Andújar L, López Solache L, Zucchiatti A, García Ángel R, Prieto Cuadra JD, Labiano Miravalles T, Carvalho R, Gardner JM, Terradez C, de Alava E. Pathology in social media networks. Recruitment campaign. Rev Esp Patol. 2018; 51(1): 41426. Article. Not Indexed
- Aran G, Sanjurjo L, Barcena C, Simón-Coma M, Téllez E, Vázquez-Vitali M, Garrido M, Guerra L, Díaz E, Ojanguren I, Elortza F, Planas R, Sala M, Armengol C, Sarrias MR. CD5L is upregulated in hepatocellular carcinoma and promotes liver cancer cell proliferation and antiapoptotic responses by binding to HSPA5 (GRP78). Faseb J. 2018; 32(7): 3878-91. Article. IF: 5.391; D1
- Cejas P, Mendiola M, Feliu J. Role of enhancer activation in pancreatic cancer metastasis. Transl Cancer Res. 2018; 7: S519-20. Editorial Material. IF: 1.07; Q4
- Companioni O, Bonet C, García N, Ramírez-Lázaro MJ, Lario S, Mendoza J, Adrados MM, Poves E, Espinosa L, Pozo-Kreilinger JJ, Ortega L, Bujanda L, Cosme A, Ferrández A, Muñoz G, Cuatrecasas M, Elizalde I, Andrés V, Paules MJ, Madrigal B, Barrio J, Berdasco M, Calvet X, Sanz-Anquela JM,



3.5 Cancer and Human Molecular Genetics Area

Introduction 1

Executive summary 2

Information Groups by Area 3

3.1 Neuroscience Area

3.2 Cardiovascular Area

3.3 Infectious Diseases and Immunity Area

3.4 Large System Pathologies Area

3.5 Cancer and Human Molecular Genetics Area

3.6 Surgery, Transplant and Health Technologies Area

Associated Clinicians 4

Scientific Report

2016
2017
2018

Gisbert JP, González CA, Sala N. Genetic variation analysis in a follow-up study of gastric cancer precursor lesions confirms the association of MUC2 variants with the evolution of the lesions and identifies a significant association with NFKB1 and CD14. *Int J Cancer*. 2018; 143(11): 2777-86. Article. IF: 4.982; Q1

- de Randamie R, Martos-Moreno GA, Lumbrales C, Chueca M, Donnay S, Luque M, Regojo RM, Mendiola M, Hardisson D, Argente J, Moreno JC. Frequent and rare HABP2 variants are not associated with increased susceptibility to familial nonmedullary thyroid carcinoma in the Spanish population. *Horm Res Paediatr*. 2018; 89(6): 397-407. Article. IF: 2.324; Q2
- de-la-Noval BD, Tejeda MDD, Yébenes L, Zapardiel I, Gutiérrez AH, García JD. Recurrent endometriosis following tibolone hormone replacement therapy after mucinous ovarian carcinoma. *Eur J Gynaecol Oncol*. 2018; 39(2): 310-3. Article. IF: 0.245; Q4
- Fernández LP, Ramos-Ruiz R, Herranz J, Martín-Hernández R, Vargas T, Mendiola M, Guerra L, Reglero G, Feliu J, Ramírez de Molina A. The transcriptional and mutational landscapes of lipid metabolism-related genes in colon cancer. *Oncotarget*. 2018; 9(5): 5919-30. Article. IF: 5.168; Q1
- Fernández LP, Sánchez-Martínez R, Vargas T, Herranz J, Martín-Hernández R, Mendiola M, Hardisson D, Reglero G, Feliu J, Redondo A, de Molina AR. The role of glycosyltransferase enzyme GCNT3 in colon and ovarian cancer prognosis and chemoresistance. *Sci Rep-Uk*. 2018; 8: 8485. Article. IF: 4.011; Q1
- Ferrón G, de Santiago J, Querleu D, Martínez A, Ángeles MA, Boulet B, Guyon F, Zapardiel I. Left lateral endoscopic extraperitoneal total hysterectomy with para-aortic and pelvic lymphadenectomy: A novel approach for the obese patient with endometrial cancer. *J Minim Invas Gyn*. 2018; 25(4): 730-6. Article. IF: 2.414; Q2
- Gamarra CM, Taboada DB, Kreiling J, Vine MT. Benign notochordal cell tumors. *Radiologia*. 2018; 60(2): 167-70. Article. Not Indexed
- Garranzo-Asensio M, San Segundo-Acosta P, Martínez-Useros J, Montero-Calle A, Fernández-Acenero MJ, Haggmark-Manberg A, Peláez-García A, Villalba M, Rabano A, Nilsson P, Barderas R. Identification of prefrontal cortex protein alterations in Alzheimer's disease. *Oncotarget*. 2018; 9(13): 10847-67. Article. IF: 5.168; Q1
- Heredia-Soto V, Redondo A, Berjón A, Miguel-Martín M, Díaz E, Crespo R, Hernández A, Yébenes L, Gallego A, Feliu J, Hardisson D, Mendiola M. High-throughput 3-dimensional culture of epithelial ovarian cancer cells as preclinical model of disease. *Oncotarget*. 2018; 9(31): 21893-903. Article. IF: 5.168; Q1
- Horne HN, Oh H, Sherman ME, Palakal M, Hewitt SM, Schmidt MK, Milne RL, Hardisson D, Benítez J, Blomqvist C, Bolla MK, Brenner H, Chang-Claude J, Cora R, Couch FJ, Cuk K, Devilee P, Easton DF, Eccles DM, Eilber U, Hartikainen JM, Heikkilä P, Holczek B, Hooning MJ, Jones M, Keeman R, Mannermaa A, Martens JWM, Muranen TA, Nevanlinna H, Olson JE, Orr N, Perez JIA, Pharoah PDP, Ruddy KJ, Saum KU, Schoemaker MJ, Seynaeve C, Sironen R, Smit VTHBM, Swerdlow AJ, Tengstrom M, Thomas AS, Timmermans AM, Tollenaar RAEM, Troester MA, van Asperen CJ, van Deurzen CHM, Van Leeuwen FF, Van't Veer LJ, García-Closas M, Figueroa JD. E-cadherin breast tumor expression, risk factors and survival: Pooled analysis of 5,933 cases from 12 studies in the Breast Cancer Association Consortium. *Sci Rep-Uk*. 2018; 8: 6574. Article. IF: 4.011; Q1
- Lecumberri B, Pozo-Kreiling JJ, Esteban I, Gomes M, Royo A, de la Riva AG, de Nanclares GP.

Head and neck manifestations of an undiagnosed McCune-Albright syndrome: clinicopathological description and literature review. *Virchows Arch*. 2018; 473(5): 645-8. Review. IF: 2.868; Q2

- Mendiola M, Redondo A, Heredia-Soto V, Herranz J, Berjón A, Hernández A, Miguel-Martín M, Crespo R, Barriuso J, Cruz P, Yébenes L, Peláez-García A, Castelo B, de Molina AR, Feliu J, Hardisson D. Predicting response to standard first-line treatment in high-grade serous ovarian carcinoma by angiogenesis-related genes. *Anticancer Res*. 2018; 38(9): 5393-400. Article. IF: 1.935; Q4
- Nieto D, Feito M, Rueda JM, Rodríguez A, Berjón A, López JC, de Lucas R. Ulcerated congenital plexiform fibrohistiocytic tumor: Case report and literature review. *Pediatr Dermatol*. 2018; 35(6): E360-2. Review. IF: 1.178; Q3
- Oaknin A, Guarch R, Barretina P, Hardisson D, González-Martín A, Matías-Guiu X, Pérez-Fidalgo A, Vieites B, Romero I, Palacios J. Recommendations for biomarker testing in epithelial ovarian cancer. A national consensus statement by the Spanish Society of Pathology and the Spanish Society of Medical Oncology. *Rev Esp Patol*. 2018; 51(2): 84-96. Article. Not Indexed
- Oaknin A, Guarch R, Barretina P, Hardisson D, González-Martín A, Matías-Guiu X, Pérez-Fidalgo A, Vieites B, Romero I, Palacios J. Recommendations for biomarker testing in epithelial ovarian cancer: a National Consensus Statement by the Spanish Society of Pathology and the Spanish Society of Medical Oncology. *Clin Transl Oncol*. 2018; 20(3): 274-85. Article. IF: 2.441; Q3
- Padilla-Iserte P, Minig L, Zapardiel I, Chiva L, Laky R, de Santiago J. Current situation in gynecological oncology training in Spain: where we are and where we want to go. *Clin Transl Oncol*. 2018; 20(4): 517-23. Article. IF: 2.441; Q3
- Povedano E, Valverde A, Montiel VRV, Pedrero M, Yáñez-Sedeno P, Barderas R, San Segundo-Acosta P, Peláez-García A, Mendiola M, Hardisson D, Campuzano S, Pingarrón JM. Rapid electrochemical assessment of tumor suppressor gene methylations in raw human serum and tumor cells and tissues using immunomagnetic beads and selective DNA hybridization. *Angew Chem Int Edit*. 2018; 57(27): 8194-8. Article. IF: 12.257; D1
- Povedano E, Vargas E, Ruiz-Valdepeñas V, Torrente-Rodríguez RM, Pedrero M, Barderas R, San Segundo-Acosta P, Peláez-García A, Mendiola M, Hardisson D, Campuzano S, Pingarrón JM. Electrochemical affinity biosensors for fast detection of gene-specific methylations with no need for bisulfite and amplification treatments. *Sci Rep-Uk*. 2018; 8: 6418. Article. IF: 4.011; Q1

Public projects

Hardisson Hernández D. Aplicabilidad de la proteogenómica en la progresión del carcinoma endometriode de endometrio diagnosticado en estadios iniciales (PI17/01723). ISCIII. 2018-2020.

Management centre: FIBHULP

Private projects

Hardisson Hernández D. Actividades y trabajos realizados por el grupo de investigación de oncología traslacional del IdiPAZ. Universidad Europea de Madrid S.L. 2017-Ongoing.

Management centre: FIBHULP



3.5 Cancer and Human Molecular Genetics Area

Introduction 1

Executive summary 2

Information Groups by Area 3

3.1 Neuroscience Area

3.2 Cardiovascular Area

3.3 Infectious Diseases and Immunity Area

3.4 Large System Pathologies Area

3.5 Cancer and Human Molecular Genetics Area

3.6 Surgery, Transplant and Health Technologies Area

Associated Clinicians 4

Scientific Report

2015
2016
2017
2018

Mendiola Sabio M. Realización de técnicas de detección de expresión proteica el IGTP. Construcción de matrices tisulares y tinciones con anticuerpos específicos. Fundacio Institut D'investigació en Ciències de la Salut Germans Trias I Pujol. 2015-Ongoing.
Managment centre: FIBHULP

Mendiola Sabio M. Papel de RANKL en el sarcoma de ewing: un estudio in vitro para la confirmación de una nueva diana terapéutica. Grupo Español de Investigación en Sarcomas. 2012-Ongoing.
Managment centre: FIBHULP

Mendiola Sabio M. Caracterización molecular del carcinoma de ovario. Empleo de modelos celulares en tres dimensiones para el estudio del papel central de HIF1A en los fenómenos de hipoxia y transición epitelio mesénquima y su relación con la resistencia al tratamiento. Fundación Mutua Madrileña. 2013-Ongoing.
Managment centre: FIBHULP

Mendiola Sabio M. Identificación de perfiles de expresión génica diferencial relacionados con la angiogénesis entre el carcinoma de ovario primario y sus metástasis. Stakeholders. 2012-Ongoing.
Managment centre: FIBHULP

Sánchez Méndez JI. 9º Curso de diagnóstico, tratamiento e investigación del cáncer de mama. Astrazeneca Farmaceutica Spain S.A. 2017-Ongoing.
Managment centre: FIBHULP

Clinical trials

Hardisson Hernández D. Ensayo en fase III, aleatorizado y doble ciego para evaluar la eficacia y la seguridad de una dosis diaria de 10 mg de Empagliflozina en comparación con el placebo en pacientes con insuficiencia cardíaca crónica con fracción de eyección reducida (ICC-FER). Type: NO-EPA.

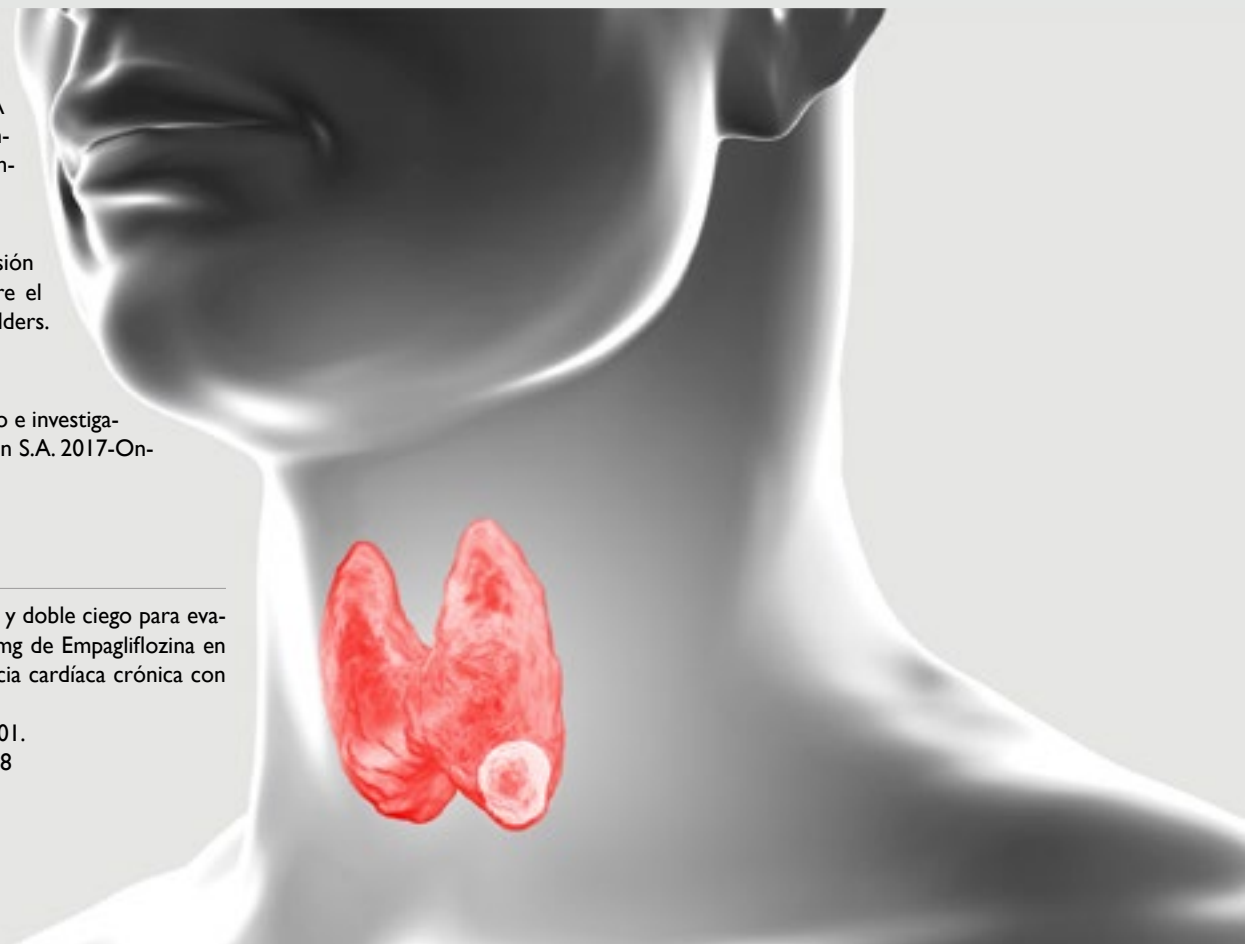
HULP code: PI-3051. *Sponsored's protocol code:* SYS-OR2-2017-01.

Sponsored by: Sysmex Europe GMBH. *Signed date:* 12/04/2018

Patents and trademarks

Redondo Sánchez A, Hardisson Hernaéz D, Barriuso Feijoo J, Mendiola Sabio M, inventors; FIBHULP, assignee. Method to obtain useful data for the prediction of a patient's clinical response to an anticancer treatment. P200930400; 2009 July 01.

Redondo Sánchez A, Hardisson Hernaéz D, Barriuso Feijoo J, Mendiola Sabio M, inventors; FIBHULP, assignee. Method to obtain useful data for the prediction of a patient's pathological response to an anticancer treatment. P200930438; 2009 July 10.





3.5 Cancer and Human Molecular Genetics Area

Introduction 1

Executive summary 2

Information Groups by Area 3

3.1 Neuroscience Area

3.2 Cardiovascular Area

3.3 Infectious Diseases and Immunity Area

3.4 Large System Pathologies Area

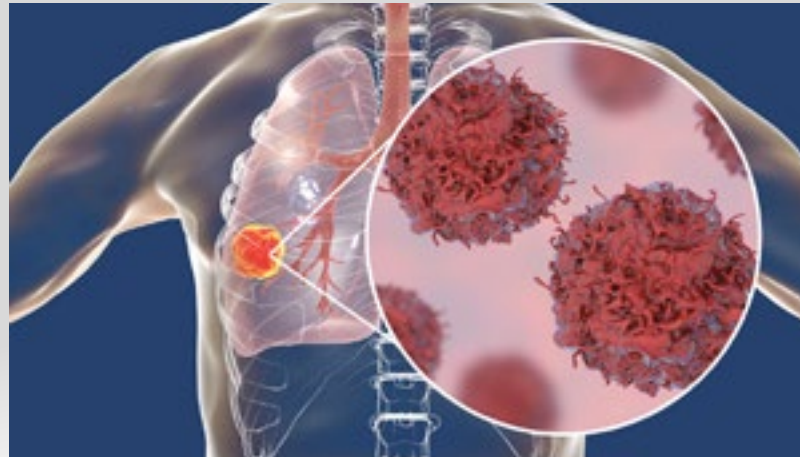
3.5 Cancer and Human Molecular Genetics Area

3.6 Surgery, Transplant and Health Technologies Area

Associated Clinicians 4

Scientific Report

2016
2017
2018



Publications: 16 Impact Factor: 70.857 QI: 9

Mechanisms of Tumour Progression Group

Amparo Cano García. Catedrática. Departamento de Bioquímica Facultad de Medicina. Universidad Autónoma de Madrid

Antonio Barbachano Becerril. Investigador Postdoctoral. IIB "Alberto Sols"

Pilar Bustamante Madrid. Investigador Predoctoral. IIB "Alberto Sols"

Alba Costales Carrera. Investigadora Predoctoral. IIB "Alberto Sols"

Patricia Carrasco Ramírez. Investigadora Posdoctoral. IIB "Alberto Sols"

Gemma Domínguez Muñoz. Profesora contratada. Universidad Autónoma de Madrid

Asunción Fernández Barral. Investigadora Postdoctoral. IIB "Alberto Sols"

Gemma Ferrer Mayorga. Investigadora Posdoctoral. IIB "Alberto Sols"

Alfredo Floristán Muruzábal. Investigador Predoctoral. IIB "Alberto Sols"

Pablo García Sanz. Investigador Postdoctoral. IIB "Alberto Sols"

Patricia González Santamaría. Investigadora Postdoctoral. Universidad Autónoma de Madrid

Marta Hergueta Redondo. Investigadora Predoctoral. Universidad Autónoma de Madrid

María Jesús Larriba Muñoz. Científico Titular. IIB "Alberto Sols"

Celia Jimena López Menéndez. Técnico Superior Especializado. IIB "Alberto Sols"

Alberto Martín Martín. Investigador Postdoctoral. IIB "Alberto Sols"

Ester Martín Villar. Investigadora Postdoctoral. IIB "Alberto Sols"

Saleta Morales Dolores. Técnico de Laboratorio. Universidad Autónoma de Madrid

Gema Moreno Bueno. Profesora Titular. Universidad Autónoma de Madrid

Alba Mota Jiménez. Investigadora Predoctoral. IIB "Alberto Sols"

Alberto Muñoz Terol. Profesor de Investigación. IIB "Alberto Sols"

Eva Pérez Cuevas. Investigadora Postdoctoral. IIB "Alberto Sols"

Francisco Portillo Pérez. Catedrático. Departamento de Bioquímica. Facultad de Medicina. Universidad Autónoma de Madrid

Miguel Quintanilla Ávila. Profesor de Investigación. IIB "Alberto Sols"

Vanesa Santos Fernández. Técnico de Laboratorio. Universidad Autónoma de Madrid

José David Sarrio López. Investigador Postdoctoral. Universidad Autónoma de Madrid

Strategic Objective

Metastasis represents the most life-threatening event for cancer patients. Invasion of tumour cells from the primary tumour to adjacent tissues represents the first step in the metastatic cascade for most solid tumours.



3.5 Cancer and Human Molecular Genetics Area

Introduction 1

Executive summary 2

Information Groups by Area 3

3.1 Neuroscience Area

3.2 Cardiovascular Area

3.3 Infectious Diseases and Immunity Area

3.4 Large System Pathologies Area

3.5 Cancer and Human Molecular Genetics Area

3.6 Surgery, Transplant and Health Technologies Area

Associated Clinicians 4

Scientific Report

2016
2017
2018

The carcinoma invasion process involves the loss of E-cadherin mediated cell-cell contacts and cell polarity, degradation of the basement membrane, and acquisition of migratory properties. These changes are collectively known as the epithelial-mesenchymal transition (EMT). Presently, EMT is considered a manifestation of the epithelial plasticity of carcinomas. One of the most significant contributions in the last decade has been the identification of mechanisms responsible for EMT induction.

Our previous studies, and those of other groups, led to the identification of several transcription factors from various families such as E-cadherin repressors and EMT inducers (EMT-TFs): Snail (Snail1, Snail2), bHLH (E47, E2-2, Twist) and Zeb (ZEB1/2). The EMT process is regulated by a plethora of signalling pathways at the transcriptional and posttranscriptional level, including TGF- β (one of the most potent EMT inducers), vitamin D (which antagonises Snail1 repression), phosphorylation events and lysyl oxidase-like 2 (LOXL2). EMT has been recently linked with stemness, opening new avenues for tumour initiation and metastatic dissemination.

The group is composed of several principal investigators leading specific research lines (see below) related to tumour progression and metastasis. The main objectives of the group are as follows:

1. Establish the role of various EMT-TFs in tumour progression and metastasis
2. Determine the role of LOXL2, LOXL3 and the microenvironment in epithelial plasticity and tumour progression
3. Determine the role of TGF β /endoglin and podoplanin in tumour progression
4. Determine the role of vitamin D in the regulation of EMT and stemness in colorectal tumours
5. Characterise stem cells and their niche in the epidermis and their influence on skin carcinogenesis

Research Lines

- Regulation of cell plasticity and tumour metastasis by EMT factors and lysyl oxidase LOXL2: Studies in mouse models of skin and breast tumorigenesis genetically modified for Loxl2, Snail and E47
- LOXL3 involvement in melanomagenesis: Studies in melanoma cell lines and mouse models genetically modified for Loxl3
- Genetic and molecular studies in breast and gynaecological cancers: Identification of novel predictive biomarkers
- Characterization of novel resistance mechanisms in human cancer using high throughput techniques
- Study of podoplanin role in epidermal homeostasis and skin cancer

- Study of vitamin D effect on normal and cancer-associated fibroblasts and on normal and colon cancer patient-derived tumour organoids
- Determine Δ Np73 role in tumour progression
- Identify molecular alterations responsible for progression of precancerous colorectal lesions

Research Activity

Books and book chapters

Barbáchano A, Larriba MJ, Ferrer-Mayorga G, González-Sancho JM, Muñoz A. Vitamin D and colon cancer. In: Feldman D, Pike JW, Bouillon R, Giovannucci E, Goltzman D, Hewison M. Vitamin D. Londres: Elsevier - Academic Press, 2018. p.837-62

van Driel M, van Leeuwen JPM, Muñoz A, Feldman D. Overview of Vitamin D actions in cancer. In: Feldman D, Pike JW, Bouillon R, Giovannucci E, Goltzman D, Hewison M. Vitamin D. Londres: Elsevier - Academic Press, 2018. p.711-42

Publications

- Bresson L, Faraldo MM, Di-Cicco A, Quintanilla M, Glukhova MA, Deugnier MA. Podoplanin regulates mammary stem cell function and tumorigenesis by potentiating Wnt/ β -catenin signaling. Development. 2018; 145(4): 160382. Article. IF: 5.763; D1
- Figueras A, Alsina-Sanchís E, Lahiguera A, Abreu M, Muínelo-Romay L, Moreno-Bueno G, Casanovas O, Graupera M, Matías-Guiu X, Vidal A, Villanueva A, Vinals FA. Role for CXCR4 in peritoneal and hematogenous ovarian cancer dissemination. Mol Cancer Ther. 2018; 17(2): 532-43. Article. IF: 4.856; Q1
- García-Rodríguez A, de la Casa M, Peinado H, Gosalvez J, Roy R. Human prostasomes from normozoospermic and non-normozoospermic men show a differential protein expression pattern. Andrology-US. 2018; 6(4): 585-96. Article. IF: 3.106; D1
- Garrido F, Pacheco M, Vargas-Martínez R, Velasco-García R, Jorge I, Serrano H, Portillo F, Vázquez J, Pajares MA. Identification of hepatic protein-protein interaction targets for betaine homocysteine S-methyltransferase. Plos One. 2018; 13(6): e0199472. Article. IF: 2.776; Q2
- Gatus S, Cuevas D, Fernández C, Román-Canal B, Adamoli V, Puñats JM, Eritja N, Martín-Satue M, Moreno-Bueno G, Matías-Guiu X. Tumor heterogeneity in endometrial carcinoma: Practical consequences. Pathobiology. 2018; 85(43497): 35-40. Article. IF: 1.831; Q3
- Herrera A, Herrera M, Guerra-Pérez N, Galindo-Pumarino C, Larriba MJ, García-Barberán V, Gil B, Giménez-Moyano S, Ferreiro-Monteagudo R, Veguillas P, Candia A, Pena R, Pinto J, García-Bermejo ML, Muñoz A, de Herreros AG, Bonilla F, Carrato A, Pena C. Endothelial cell activation on 3D-matrices derived from PDGF-BB-stimulated fibroblasts is mediated by Snail1. Oncogenesis. 2018; 7: 76. Article. IF: 5.995; Q1
- Herrera M, Llorens C, Rodríguez M, Herrera A, Ramos R, Gil B, Candia A, Larriba MJ, Garre P, Earl



3.5 Cancer and Human Molecular Genetics Area

Introduction 1

Executive summary 2

Information Groups by Area 3

3.1 Neuroscience Area

3.2 Cardiovascular Area

3.3 Infectious Diseases and Immunity Area

3.4 Large System Pathologies Area

3.5 Cancer and Human Molecular Genetics Area

3.6 Surgery, Transplant and Health Technologies Area

Associated Clinicians 4

Scientific Report

2016
2017
2018

J, Rodríguez-Garrote M, Caldes T, Bonilla F, Carrato A, García-Barberan V, Pena C. Differential distribution and enrichment of non-coding RNAs in exosomes from normal and Cancer-associated fibroblasts in colorectal cancer. *Mol Cancer*. 2018; 17: 114. Article. IF: 10.679; D1

- Kober KI, Cano A, Geraud C, Sipila K, Mobasser SA, Philippeos C, Pisco AO, Stannard A, Martín A, Salvador F, Santos V, Boutros M, Rognoni E, Watt FM. Loxl2 is dispensable for dermal development, homeostasis and tumour stroma formation. *Plos One*. 2018; 13(6): e0199679. Article. IF: 2.776; Q2
- Moreno-Marín N, Merino JM, Álvarez-Barrientos A, Patel DP, Takahashi S, González-Sancho JM, Gandolfo P, Ríos RM, Muñoz A, González FJ, Fernández-Salguero PM. Aryl hydrocarbon receptor promotes liver polyploidization and inhibits PI3K, ERK, and Wnt/beta-catenin signaling. *Iscience*. 2018; 4: 44. Article. Not Indexed
- Niell N, Larriba MJ, Ferrer-Mayorga G, Sánchez-Pérez I, Cantero R, Real FX, del Peso L, Muñoz A, González-Sancho JM. The human PKP2/plakophilin-2 gene is induced by Wnt/beta-catenin in normal and colon cancer-associated fibroblasts. *Int J Cancer*. 2018; 142(4): 792-804. Article. IF: 4.982; Q1
- Rincón-Fernández D, Culler MD, Tsomaia N, Moreno-Bueno G, Luque RM, Gahete MD, Castano JP. In I-ghrelin splicing variant is associated with reduced disease-free survival of breast cancer patients and increases malignancy of breast cancer cells lines. *Carcinogenesis*. 2018; 39(3): 447-57. Article. IF: 4.004; Q2
- Rodríguez N, Peláez A, Barderas R, Domínguez G. Clinical implications of the deregulated TP73 isoforms expression in cancer. *Clin Transl Oncol*. 2018; 20(7): 827-36. Review. IF: 2.441; Q3
- Santamaría PG, Floristán A, Fontanals-Cirera B, Vázquez-Naharro A, Santos V, Morales S, Yuste L, Peinado H, García-Gomez A, Portillo F, Hernando E, Cano A. Lysyl oxidase-like 3 is required for melanoma cell survival by maintaining genomic stability. *Cell Death Differ*. 2018; 25(5): 935-50. Article. IF: 8.086; D1
- Suárez-Cabrera C, de la Pena B, González LL, Page A, Martínez-Fernández M, Casanova ML, Paramio JM, Rojo-Sebastián A, Moreno-Bueno G, Maroto A, Ramírez A, Navarro M. The Ras-related gene ERAS is involved in human and murine breast cancer. *Sci Rep-Uk*. 2018; 8: 13038. Article. IF: 4.011; Q1
- Tamayo M, Martín-Nunes L, Val-Blasco A, Piedras MJ, Larriba MJ, Gómez-Hurtado N, Fernández-Velasco M, Delgado C. Calcitriol, the Bioactive metabolite of vitamin D, increases ventricular K⁺ currents in isolated mouse cardiomyocytes. *Front Physiol*. 2018; 9: 1186. Article. IF: 3.201; Q2
- Valverde A, Povedano E, Montiel VRV, Yáñez-Sedeno P, Garranzo-Asensio M, Rodríguez N, Domínguez G, Barderas R, Campuzano S, Pingarrón JM. Determination of cadherin-17 in tumor tissues of different metastatic grade using a single incubation-step amperometric immunosensor. *Anal Chem*. 2018; 90(18): 11161-7. Article. IF: 6.35; D1

Public projects

Moreno Bueno G. Gasdermina B: mediador de respuesta inflamatoria y terapéutica en cáncer de mama y digestivo (PI16/00134). ISCIII. 2017-2019.

Management centre: UAM

Cano García A. Consorcio CIBERONC. Área Cáncer de mama. (CB16/12/00295). ISCIII. 2017-2021.

Management centre: UAM

Cano García A. Contribution of LOXL2 and LOXL3 to tumour progression and metastasis (SAF2016-76054-R). MINECO. 2017-2019.

Management centre: UAM

Muñoz Terol A. Cáncer de colon: efecto de la vitamina D sobre organoides normales y tumorales derivados de pacientes y sobre el microambiente tumoral (VitDColon) (SAF2016-76377-R). Ministerio de Economía, Industria y Competitividad. 2017-2019.

Management centre: CSIC

Muñoz Terol A. Consorcio CIBER Área Temática de Cáncer (CIBERONC) (CB16/12/00273). Ministerio de Economía, Industria y Competitividad, ISCIII. 2017-2019.

Management centre: UAM

Muñoz Terol A. Red Temática de Receptores Nucleares en Cáncer, Metabolismo e Inflamación (NuRCaMeln) (SAF2017-90604-REDT). Ministerio de Economía, Industria y Competitividad. 2018-2019.

Management centre: CNIC

Larriba Muñoz MJ. Efectos de la vitamina D sobre el microentorno tumoral en cáncer de colon (2018201058). CSIC. Proyectos intramurales de incorporación de nuevos Científicos Titulares e Investigadores Distinguidos. 2018-2019.

Management centre: CSIC

Quintanilla Ávila M, Martín Villar E. Función de podoplanina en la progresión maligna del cáncer epitelial. Relevancia de la interacción podoplanina-CD44 (SAF2017-84183-R). Ministerio de Ciencia, Innovación y Universidades. 2018-2019.

Management centre: IIB "Alberto Sols"

Domínguez Muñoz G. Implicación de $\Delta Np73$ en la diseminación tumoral: Valor predictivo de recaída en pacientes con cáncer colorrectal estadio II (PI15/00246). ISCIII. 2016-2019.

Management centre: FIBHULP

Private projects

Moreno Bueno G. Targeting the most aggressive type of endometrial carcinoma. AECC. 2018-2023.

Management centre: Fundación MD Anderson

Moreno Bueno G. Estudio de la compleja relación entre inflamación, cáncer y respuesta terapéutica. Roche Farma S.A. 2016-2019.

Management centre: Fundación MD Anderson



3.5 Cancer and Human Molecular Genetics Area

Introduction 1

Executive summary 2

Information Groups by Area 3

3.1 Neuroscience Area

3.2 Cardiovascular Area

3.3 Infectious Diseases and Immunity Area

3.4 Large System Pathologies Area

3.5 Cancer and Human Molecular Genetics Area

3.6 Surgery, Transplant and Health Technologies Area

Associated Clinicians 4

Scientific Report

2016
2017
2018

Domínguez Muñoz G. Roche Farma S.A. 2017-2019.

Management centre: Fundación UAM

International projects

Cano García A. Contribution of LOXL3 to melanomagenesis (WWCR16-0295). Worldwide Cancer Research (formerly AICR). 2016-2018.

Management centre: UAM

Patents and trademarks

García García JF, Martín Moreno AM, Roncador G, Martínez Torrecuadra JL, Moreno Bueno G, inventors; Fundación MD Anderson International España, Fundación Centro Nacional de Investigaciones Oncológicas (CNIO), assignees; Method for the diagnosis and/or prognosis of lymphomas. P201231304; 2012 August 14.

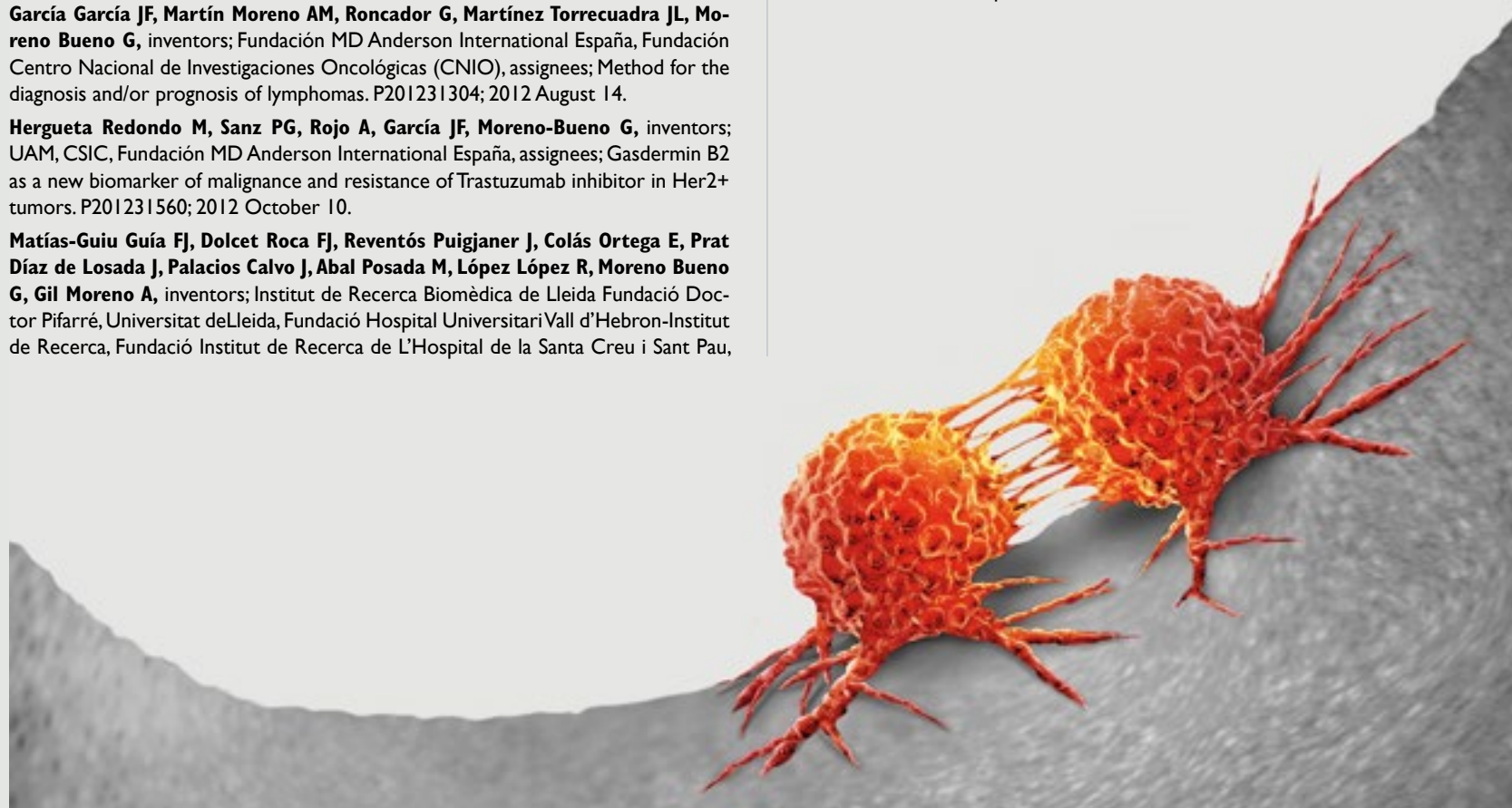
Hergueta Redondo M, Sanz PG, Rojo A, García JF, Moreno-Bueno G, inventors; UAM, CSIC, Fundación MD Anderson International España, assignees; Gasdermin B2 as a new biomarker of malignance and resistance of Trastuzumab inhibitor in Her2+ tumors. P201231560; 2012 October 10.

Matías-Guía Guía FJ, Dolcet Roca FJ, Reventós Puigjaner J, Colás Ortega E, Prat Díaz de Losada J, Palacios Calvo J, Abal Posada M, López López R, Moreno Bueno G, Gil Moreno A, inventors; Institut de Recerca Biomèdica de Lleida Fundació Doctor Pifarré, Universitat de Lleida, Fundació Hospital Universitari Vall d'Hebron-Institut de Recerca, Fundació Institut de Recerca de L'Hospital de la Santa Creu i Sant Pau,

Servicio Andaluz de Salud, Servizo Galego de Saúde, Fundación MD Anderson International España, assignees. Method to predict risk of recurrence in endometrial carcinoma. Annexin-A2 as predictor biomarker of recurrent disease in endometrial cancer. EPI4155510.2, PCT/EP2015/053387; 2014 February 18.

Olmeda Casadomé D, Moreno Bueno G, Portillo Pérez F, Cano García A, inventors; UAM, CSIC, assignees. Method for the diagnosis and/or prognosis of breast cancer. P200702342, PCT/ES2008/000563; 2007 August 28.

Olmeda Casadomé D, Peinado Selgas H, Portillo Pérez F, Nieto Toledano MA, Cano García A, inventors; UAM, assignee. Materials and methods for the derepression of the Ecadherin promoter. US20060003956; 2004 March 03.





3.5 Cancer and Human Molecular Genetics Area

Introduction 1

Executive summary 2

Information Groups by Area 3

3.1 Neuroscience Area

3.2 Cardiovascular Area

3.3 Infectious Diseases and Immunity Area

3.4 Large System Pathologies Area

3.5 Cancer and Human Molecular Genetics Area

3.6 Surgery, Transplant and Health Technologies Area

Associated Clinicians 4

Scientific Report

2016
2017
2018



Publications: **18** Impact Factor: **143.965** QI: **15**

Animal and Cell Models for Detection and Characterization of Leukemic Stem Cells Group

Carmela Calés Bourdet. Profesora Titular Departamento de Bioquímica. Facultad de Medicina. Universidad Autónoma de Madrid

Mónica Bravo Madrigal. Investigadora Predoctoral. Universidad Autónoma de Madrid

Miguel Ramón Campanero García. Científico Titular. IIB "Alberto Sols"

Miguel Ángel Canales Albendea. Jefe de Sección de Hematología. Hospital Universitario La Paz

Raquel de Paz Arias. Facultativo Especialista de Área en Hematología. Hospital Universitario La Paz

Bárbara Fernández Morales. Investigadora Predoctoral. Universidad Autónoma de Madrid

Dolores Hernández Maraver. Facultativo Especialista de Área en Hematología. Hospital Universitario La Paz

Ana Kerguelen Fuentes. Facultativo Especialista de Área en Hematología. Hospital Universitario La Paz

Yenny Montenegro Medina. Investigadora Postdoctoral. Universidad Autónoma de Madrid

Marta Morado Arias. Técnico de Laboratorio. Hospital Universitario La Paz

Gema Pérez Chacón. Investigadora Postdoctoral. IIB "Alberto Sols"

Juan Manuel Zapata Hernández. Científico Titular. IIB "Alberto Sols"

Strategic Objective

Proper homeostasis of stem cells and pluripotent progenitor is pivotal to the development of haematopoietic proliferative disorders such as myelodysplastic or myeloproliferative syndromes, leukaemia and lymphoma. It is well known that alterations in transcriptional programs lead to transformed phenotypes, which are at the basis of the insidious acquisition of stem-like phenotypes of immature cells. Our group is interested in the role of transcriptional regulators, global regulators such as c-myc, c-myb, E2F and epigenetic controllers such as PcG factors in limiting the self-renewal capacity of common myeloid and lymphoid progenitors.

Our group has two main activities: basic research aimed to unravel the molecular mechanisms responsible for the acquisition of malignant haematological phenotypes (mouse models as well as ex vivo cell models to approach the questions outlined above); and research aimed to document clinical parameters and molecular markers that may be of use to a better understanding of the progression and outcome of haematological diseases, mainly myelodysplasia, lymphoma and multiple myeloma.



3.5 Cancer and Human Molecular Genetics Area

Introduction 1

Executive summary 2

Information Groups by Area 3

3.1 Neuroscience Area

3.2 Cardiovascular Area

3.3 Infectious Diseases and Immunity Area

3.4 Large System Pathologies Area

3.5 Cancer and Human Molecular Genetics Area

3.6 Surgery, Transplant and Health Technologies Area

Associated Clinicians 4

Scientific Report

2016
2017
2018

Research Lines

- Role of epigenetic and transcriptional regulators in myelodysplasia: cellular and animal models
- Molecular and cellular basis of lymphoid neoplasias: non Hodgkin lymphomas and chronic lymphocytic leukaemia
- Molecular markers of haematological malignancies

Research Activity

Publications

- Alfranca A, Campanero MR, Redondo JM. New Methods for disease modeling using lentiviral vectors. *Trends Mol Med.* 2018; 24(10) :825-37. Review. IF: 11.028; D1
- Azpilikueta A, Bolanos E, Lang V, Labiano S, Aznar MA, Etxeberria I, Teijeira A, Rodríguez-Ruiz ME, Pérez-Gracia JL, Jure-Kunkel M, Zapata JM, Rodríguez MS, Melero I. Deubiquitinases A20 and CYLD modulate costimulatory signaling via CD137 (4-1BB). *Oncoimmunology.* 2018; 7(1): e1368605. Article. IF: 5.333; Q1
- Bello IF, Jiménez-Yuste V, de Paz R, Salces MM, Sanz RJ, Manzano EM, Arias-Salgado EG, Román MTA, Pollmar MIR, Goyanes I, Butta NV. Factors involved in maintaining haemostasis in patients with myelodysplastic syndrome. *Thromb Haemostasis.* 2018; 118(4): 734-44. Article. IF: 4.733; Q1
- Fernández L, Leivas A, Valentín J, Escudero A, Corral D, de Paz R, Vela M, Bueno D, Rodríguez R, Torres JM, Díaz-Almirón M, López-Collazo E, Martínez-López J, Pérez-Martínez A. How do we manufacture clinical-grade interleukin-15-stimulated natural killer cell products for cancer treatment? *Transfusion.* 2018; 58(6): 1340-7. Article. IF: 3.111; Q2
- Font P, Subira D, Matarraz S, Benavente C, Cedená MT, Morado M, Corral AP, Bellón JM, Díez-Martín JL. Multicenter comparison of CD34+myeloid cell count by flow cytometry in low-risk myelodysplastic syndrome. Is it feasible? *Cytom Part B-Clin Cy.* 2018; 94(3): 527-35. Article. IF: 2.938; Q1
- García-Redondo AB, Esteban V, Briones AM, del Campo LSD, González-Amor M, Méndez-Barbero N, Campanero MR, Redondo JM, Salices M. Regulator of calcineurin 1 modulates vascular contractility and stiffness through the upregulation of COX-2-derived prostanoids. *Pharmacol Res.* 2018; 133: 236-49. Article. IF: 5.574; D1
- Hernández-Boluda JC, Correa JG, Álvarez-Larrán A, Ferrer-Marín F, Raya JM, Martínez-López J, Vélez P, Pérez-Encinas M, Estrada N, García-Gutiérrez V, Fox ML, Luno E, Kerguelen A, Cuevas B, Durán MA, Ramírez MJ, Gómez-Casares M, Mata-Vázquez MI, Regadera A, Pereira A, Cervantes F. Clinical characteristics, prognosis and treatment of myelofibrosis patients with severe thrombocytopenia. *Brit J Haematol.* 2018; 181(3): 397-400. Letter. IF: 5.206; Q1
- Hernández-Boluda JC, Pereira A, Correa JG, Álvarez-Larrán A, Ferrer-Marín F, Raya JM, Martínez-López J, Pérez-Encinas M, Estrada N, Vélez P, Fox ML, García-Gutiérrez V, Payer A, Kerguelen A, Cuevas B, Durán MA, Ramírez MJ, Gómez-Casares MT, Mata-Vázquez MI, Mora E, Martínez-

- Valverde C, Gómez M, Cervantes F. Performance of the myelofibrosis secondary to PV and ET-prognostic model (MYSEC-PM) in a series of 262 patients from the Spanish registry of myelofibrosis. *Leukemia.* 2018; 32(2): 553-5. Letter. IF: 9.944; Q1
- Hernández-Boluda JC, Pereira A, Correa JG, Álvarez-Larrán A, Ferrer-Marín F, Raya JM, Martínez-López J, Vélez P, Pérez-Encinas M, Estrada N, García-Gutiérrez V, Fox ML, Payer A, Kerguelen A, Cuevas B, Durán MA, Ramírez MJ, Gómez-Casares MT, Mata-Vázquez MI, Mora E, Gómez M, Cervantes F. Prognostic risk models for transplant decision-making in myelofibrosis. *Ann Hematol.* 2018; 97(5): 813-20. Article. IF: 2.85; Q3
- Hiddemann W, Barbui AM, Canales MA, Cannell PK, Collins GP, Durig J, Forstpointner R, Herold M, Hertzberg M, Klanova M, Radford J, Seymour JF, Tobinai K, Trotman J, Burciu A, Fingerle-Rowson G, Wolbers M, Nielsen T, Marcus RE. Immunochemotherapy with obinutuzumab or rituximab for previously untreated follicular lymphoma in the GALLIUM study: Influence of chemotherapy on efficacy and safety. *J Clin Oncol.* 2018; 36(23): 2395-404. Article. IF: 28.245; D1
- Jiménez R, Martín-Cortázar C, Kourani O, Chiodo Y, Córdoba R, Domínguez-Franjo MP, Redondo JM, Iglesias T, Campanero MR. CDCA7 is a critical mediator of lymphomagenesis that selectively regulates anchorage-independent growth. *Haematologica.* 2018; 103(10): 1669-78. Article. IF: 7.57; D1
- Mahon FX, Boquimpani C, Kim DW, Benyamini N, Clementino NCD, Shuvaev V, Ailawadhi S, Lipton JH, Turkina AG, De Paz R, Moiraghi B, Nicolini FE, Dengler J, Sacha T, Takahashi N, Fellague-Chebra R, Acharya S, Wong S, Jin Y, Hughes TP. Treatment-free remission after second-line nilotinib treatment in patients with chronic myeloid leukemia in chronic phase. *Ann Intern Med.* 2018; 168(7): 461-70. Article. IF: 19.315; D1.
- Ramos-Tomillero I, Pérez-Chacón G, Somovilla-Crespo B, Sánchez-Madrid F, Domínguez JM, Cuevas C, Zapata JM, Rodríguez H, Albericio F. Bioconjugation through Mesitylene Thiol Alkylation. *Bioconjugate Chem.* 2018; 29(4): 1199-208. Article. IF: 4.349; Q1
- Sánchez-Jareño M, Jiménez VY, Villasante C, Canales MA, Álvarez-Sala R. A 60-year-old male smoker with chronic obstructive pulmonary disease and hypereosinophilia. *Arch Bronconeumol.* 2018; 54(7): 394-5. Letter. IF: 4.214; Q1
- Sisinni L, Gasior M, de Paz R, Querol S, Bueno D, Fernández L, Marsal J, Sastre A, Gimeno R, Alonso L, Badell I, López-Granados E, Torres J, Medina L, Torrent M, de Heredia CD, Escudero A, Pérez-Martínez A. Unexpected high incidence of human herpesvirus-6 encephalitis after Naive T cell-depleted graft of haploidentical stem cell transplantation in pediatric patients. *Biol Blood Marrow Tr.* 2018; 24(11): 2316-23. Article. IF: 3.599; Q2
- Trneny M, Verhoef G, Dyer MJS, Ben Yehuda D, Patti C, Canales M, López A, Awan FT, Montgomery PG, Janikova A, Barbui AM, Sulek K, Terol MJ, Radford J, Guidetti A, Nicola MDI, Siraudin L, Hatteville L, Schwab S, Oprea C, Gianni AM. A phase II multicenter study of the anti-CD19 antibody drug conjugate coltuximab ravtansine (SAR3419) in patients with relapsed or refractory diffuse large B-cell lymphoma previously treated with rituximab-based immunotherapy. *Haematologica.* 2018; 103(8): 1351-8. Article. IF: 7.57; D1
- Vela M, Corral D, Carrasco P, Fernández L, Valentín J, González B, Escudero A, Balas A, de Paz R, Torres J, Leivas A, Martínez-López J, Pérez-Martínez A. Haploidentical IL-15/41BBL activated and expanded natural killer cell infusion therapy after salvage chemotherapy in children with relapsed and refractory leukemia. *Cancer Lett.* 2018; 422: 107-17. Article. IF: 6.508; Q1



3.5 Cancer and Human Molecular Genetics Area

Introduction 1

Executive summary 2

Information Groups by Area 3

3.1 Neuroscience Area

3.2 Cardiovascular Area

3.3 Infectious Diseases and Immunity Area

3.4 Large System Pathologies Area

3.5 Cancer and Human Molecular Genetics Area

3.6 Surgery, Transplant and Health Technologies Area

Associated Clinicians 4

Scientific Report

2016
2017
2018

- Villahoz S, Yunes-Leites PS, Méndez-Barbero N, Urso K, Bonzon-Kulichenko E, Ortega S, Nistal JF, Vázquez J, Offermanns S, Redondo JM, Campanero MR. Conditional deletion of Rcan1 predisposes to hypertension-mediated intramural hematoma and subsequent aneurysm and aortic rupture. *Nat Commun.* 2018; 9: 4795. Article. IF: 11.878; DOI

Public projects

Campanero García MR. Identificación y evaluación de nuevas dianas terapéuticas en cáncer (SAF2013-45258-P). MINECO. 2014-2018.
Management centre: UAM

Private projects

Canales Albendea MA. Programa para la investigación en neoplasias linfoides. Astellas Pharma S.A. 2008-Ongoing.
Management centre: FIBHULP

Canales Albendea MA. Servicios de asesoramiento científico del Dr. Canales para la realización del estudio clínico: Spanish real world evidence on follicular lymphoma. The real study. Roche Farma S.A. 2017-Ongoing.
Management centre: FIBHULP

Clinical trials

Canales Albendea MA. (R-CHP) en comparación con Rituximab y chop (R-CHOP) en pacientes con linfoma difuso de células grandes tipo B no tratado anteriormente. Type: Clinical Trial, phase III.
HULP code: Anexo-I 4956. Sponsored's protocol code: GO39942.
Sponsored by: F.Hoffmann-La Roche Ltd. Signed date: 21/06/2018

Canales Albendea MA. (R-CHP) en comparación con Rituximab y Chop (R-Chop) en pacientes con linfoma difuso de células grandes tipo B no tratado anteriormente. Type: Clinical Trial, phase III.
HULP code: 4956. Sponsored's protocol code: GO39942.
Sponsored by: F.Hoffmann-La Roche Ltd. Signed date: 01/03/2018

Canales Albendea MA. Ensayo de fase I/IB, multicéntrico, sin enmascaramiento para evaluar la seguridad y la farmacocinética de dosis crecientes de BTCT4465A en monoterapia y en combinación con Atezolizumab en pacientes con linfoma no Hodgkiniano de linfocitos B y leucemia linfocítica crónica recidivantes o resistentes. Type: Clinical Trial, phase I.
HULP code: 5151. Sponsored's protocol code: GO29781.
Sponsored by: Genentech Inc. Signed date: 05/12/2018

Canales Albendea MA. Estudio de fase 2B aleatorizado, abierto y de dos grupos, de Selinexor (KPT-330) en asociación con Dexametasona (SEL-DEX) a dosis bajas en pacientes con linfoma difuso de células B grandes (LDCBG). Type: Clinical Trial, phase II.
HULP code: Anexo-I 4305. Sponsored's protocol code: KCP-330-009.
Sponsored by: Karyopharm Therapeutics Inc. Signed date: 26/07/2018

Canales Albendea MA. Estudio de fase IB/II, abierto para evaluar la seguridad y la farmacocinética de GDC-0199 (ABT-199) en combinación con Rituximab (R) o Obinutuzumab (G) más Ciclofosfamida, Doxorubicina, Vincristina y Prednisona (CHOP) en pacientes con linfoma no Hodgkin. Type: Clinical Trial, phase Ib.
HULP code: Anexo-II 4354. Sponsored's protocol code: GO27878.
Sponsored by: Kite Pharma Inc. Signed date: 26/10/2018

Canales Albendea MA. Estudio de fase IB/II para evaluar la seguridad, tolerancia y actividad antitumoral de Polatuzumab Vedotin (DCDS4501A) en combinación con Rituximab (R) u Obinutuzumab (G) más Bendamustina (B), en pacientes con linfoma folicular o linfoma difuso de células. Type: Clinical Trial, phase I.
HULP code: Anexo-I 4456. Sponsored's protocol code: GO29365.
Sponsored by: F.Hoffmann-La Roche Ltd. Signed date: 19/02/2018

Canales Albendea MA. Estudio de fase II, abierto, de 2 cohortes y multicéntrico de INCB050465, un inhibidor de PI3K δ , en linfoma de células del manto en recidiva o resistente al tratamiento, previamente tratado con o sin un inhibidor de la BTK (Citadel-205). Type: Clinical Trial, phase II.
HULP code: Anexo-I 4949. Sponsored's protocol code: INCB 50465-205.
Sponsored by: Incyte Corporation. Signed date: 16/10/2018

Canales Albendea MA. Estudio de fase II, abierto, de 2 Cohortes y multicéntrico de INCB050465, un inhibidor de PI3K δ , en linfoma de células del manto en recidiva o resistente al tratamiento, previamente tratado con o sin un inhibidor de la BTK (Citadel-205). Type: Clinical Trial, phase II.
HULP code: 4949. Sponsored's protocol code: INCB 50465-205.
Sponsored by: Incyte Corporation. Signed date: 05/03/2018

Canales Albendea MA. Estudio en fase II de TAK-659 en pacientes con linfoma difuso de células B grandes recidivante o resistente después de dos o más líneas previas de quimioterapia. Type: Clinical Trial, phase II.
HULP code: Anexo-I 4928. Sponsored's protocol code: C34004.
Sponsored by: Millennium Pharmaceuticals Inc. Signed date: 10/04/2018

Canales Albendea MA. Estudio en fase II multicéntrico, estudio abierto de INCB050465, un inhibidor de PI3K δ , en el tratamiento del linfoma folicular recidivante o resistente (CITADEL-203). Type: Clinical Trial, phase II.
HULP code: 4939. Sponsored's protocol code: INCB 50465-203.
Sponsored by: Incyte Corporation. Signed date: 01/03/2018



3.5 Cancer and Human Molecular Genetics Area



Introduction 1

Executive summary 2

Information Groups by Area 3

3.1 Neuroscience Area

3.2 Cardiovascular Area

3.3 Infectious Diseases and Immunity Area

3.4 Large System Pathologies Area

3.5 Cancer and Human Molecular Genetics Area

3.6 Surgery, Transplant and Health Technologies Area

Associated Clinicians 4

Scientific Report

2016
2017
2018

de Paz Arias R. Estudio clínico de fase 2, aleatorizado, controlado y abierto para comparar la eficacia y la seguridad de Pevonedistat más Azacitidina frente a Azacitidina en monoterapia en pacientes con síndromes mielodisplásicos de alto riesgo, leucemia mielomonocítica crónica y leucemia mielógena aguda pobre en blastos. Type: Clinical Trial, phase II.

HULP code: Anexo-I 4571. Sponsored's protocol code: Pevonedistat-2001.

Sponsored by: Millennium Pharmaceuticals Inc. Signed date: 14/03/2018

de Paz Arias R. Estudio clínico de fase 3, abierto, aleatorizado y controlado de Pevonedistat más Azacitidina frente a Azacitidina en monoterapia como tratamiento de primera línea en pacientes con síndromes mielodisplásicos de alto riesgo, leucemia mielomonocítica crónica. Type: Clinical Trial, phase III.

HULP code: 4950. Sponsored's protocol code: PEVONEDISTAT-3001.

Sponsored by: Millennium Pharmaceuticals Inc. Signed date: 22/02/2018

de Paz Arias R. Estudio de extensión abierto del tratamiento de Bosutinib para pacientes con leucemia mieloide crónica (LMC) que han participado previamente en los Estudios de Bosutinib B1871006 o B1871008. Type: Clinical Trial, phase III.

HULP code: Anexo-I 3925. Sponsored's protocol code: B1871040.

Sponsored by: Pfizer Inc. Signed date: 19/03/2018

de Paz Arias R. Estudio fase III, prospectivo, aleatorizado, abierto, con dos brazos de tratamiento, para evaluar la tasa de remisión libre de tratamiento (RLT) en pacientes con LMC cromosoma filadelfia positivo, después de dos duraciones distintas de tratamiento de consolidación con Nilotinib 300 mg BID. Type: Clinical Trial, phase III.

HULP code: Anexo-I 3831. Sponsored's protocol code: CAMN107AIC05.

Sponsored by: Novartis Farmaceutica S.A. Signed date: 23/04/2018

de Paz Arias R. Estudio multicéntrico, de un único brazo, de remisión libre de tratamiento de Nilotinib, en pacientes con leucemia mieloide crónica en fase crónica con BCR-ABL1 positivo, que han alcanzado un estado de enfermedad residual mínima (ERM) duradera con tratamiento. Type: Clinical Trial, phase II.

HULP code: Anexo-II 3807. Sponsored's protocol code: CAMN107I2201.

Sponsored by: Novartis Farmacéutica S.A. Signed date: 12/01/2018

Gómez Prieto P. A phase III trial of combined SGN-35 (Brentuximab vedotin) therapy with Cyclophosphamide, Procarbazine, Prednisone, Etoposide and Mitoxantrone (BREPEM) for older patients with untreated Hodgkin lymphoma (HL). Type: Clinical Trial, phase I.

HULP code: 5009. Sponsored's protocol code: BrEPEM-LH-22017.

Sponsored by: Gel-Tamo. Signed date: 01/06/2018

Morado Arias M. Estudio en fase 3, aleatorizado, controlado con placebo y doble ciego para evaluar la eficiencia y la seguridad de AG-348 en sujetos adultos con deficiencia de piruvato cinasa (PK) que no reciben transfusiones periódicamente. Type: Clinical Trial, phase III.

HULP code: 5077. Sponsored's protocol code: AG348-C-006.

Sponsored by: Agios Pharmaceuticals, Inc. Signed date: 04/09/2018

Morado Arias M. Registro longitudinal internacional de deficiencia de piruvato cinasa o piruvato quinasa. Type: EPA-SP.

HULP code: PI-3316. Sponsored's protocol code: AG348-C008.

Sponsored by: Agios Pharmaceuticals, Inc. Signed date: 24/07/2018

Patents and trademarks

Campanero García MR, Molina Privado I, inventors; CSIC, UAM, assignees. Method for identifying patients with sporadic Burkitt's lymphoma, identification method and use of compounds for the treatment of sporadic Burkitt's lymphoma. P200702595, PCT/ES2008/070182; 2007 October 03.

Molina Privado I, Campanero García MR, Rodríguez Martínez M, inventors; CSIC, UAM, assignees. Method for the differential diagnosis between Burkitt lymphoma and diffuse large B-cell lymphoma. P200900651; 2009 March 09.

Zapata Hernández JM, Pérez Chacón G, inventors; CSIC, UAM, assignees. Use of an indolic compound with nucleophilic substituents at C3 and the dimeric variants thereof in the production of a pharmaceutical composition that can be used in the treatment of B-lymphoid neoplasms. P201331397, PCT/ES2014/070726; 2013 September 25.



3.5 Cancer and Human Molecular Genetics Area

Introduction 1

Executive summary 2

Information Groups by Area 3

3.1 Neuroscience Area

3.2 Cardiovascular Area

3.3 Infectious Diseases and Immunity Area

3.4 Large System Pathologies Area

3.5 Cancer and Human Molecular Genetics Area

3.6 Surgery, Transplant and Health Technologies Area

Associated Clinicians 4

Scientific Report

2016
2017
2018



Publications: 14 Impact Factor: 40.025 QI: 4

Research and Diagnosis of Inherited Metabolic Diseases Group

María Belén Pérez González. Profesora Titular. Universidad Autónoma de Madrid. CBM “Severo Ochoa”

Patricia Alcaide Alonso. Investigadora Postdoctoral. CEDEM

Sandra Dolores Arduim Brasil. Investigadora Postdoctoral. CBM “Severo Ochoa”

Margarita Castro Reguera. Investigadora Predoctoral. CEDEM

Magdalena de Ugarte Pérez. Directora del CEDEM. CEDEM

María Jesús Ecay Crespo. Técnico de Laboratorio. CIBERER

Isaac Ferrer López. Técnico de Laboratorio. CEDEM

María Alejandra Gámez Abascal. Investigadora Senior (Contratado doctor). CBM “Severo Ochoa”

Fernando García Muñoz. Técnico de Laboratorio. CEDEM

Ana Jorge Finnigan. Investigadora Postdoctoral. CBM “Severo Ochoa”

Fátima Leal Pérez. Técnico de Laboratorio. CIBERER

Celia Medrano Rodríguez. Investigadora Predoctoral. CEDEM

María Begoña Merinero Cortés. Investigadora Senior. CEDEM

Rosa María Navarrete López de Soria. Técnico de Laboratorio. CIBERER

Celia María Lourdes Pérez-Cerdá Silvestre. Investigadora Senior. CEDEM

Isabel Reina Alba. Secretaria. CEDEM

Eva María Richard Rodríguez. Profesora Titular. Universidad Autónoma de Madrid. CBM “Severo Ochoa”

María Pilar Rodríguez Pombo. Profesora Titular. Universidad Autónoma de Madrid. CBM “Severo Ochoa”

María Lourdes Ruiz Desviat. Profesora Titular. Universidad Autónoma de Madrid. CBM “Severo Ochoa”

Pedro Ruiz Sala. Investigador Postdoctoral. CEDEM

María Paloma Sanz Rebollo. Técnico de Laboratorio. CEDEM

Ana Isabel Vega Pajares. Investigadora Postdoctoral. CEDEM

Strategic Objective

- Development of genomic and metabolomic techniques aimed at improving the diagnosis of hereditary metabolic diseases.
- Study of mitochondrial dysfunction and oxidative stress as a modifier of the clinical phenotype and as a potential therapeutic target in organic acidurias.
- Development of novel therapeutic strategies: antisense therapy and pharmacological chaperon.
- Development of animal and cellular models.
- Registry of patients with hereditary metabolic diseases.



3.5 Cancer and Human Molecular Genetics Area

Introduction 1

Executive summary 2

Information Groups by Area 3

3.1 Neuroscience Area

3.2 Cardiovascular Area

3.3 Infectious Diseases and Immunity Area

3.4 Large System Pathologies Area

3.5 Cancer and Human Molecular Genetics Area

3.6 Surgery, Transplant and Health Technologies Area

Associated Clinicians 4

Scientific Report

2016
2017
2018

Research Lines

- Improved diagnosis of congenital defects of glycosylation and mitochondrial defects through the application of genomic techniques (RNAseq and DNAseq of exoma and genome) and metabolomics
- Identification of deep intronic mutations in metabolic disorders gene by transcriptional analysis. Functional validation in cellular splicing systems
- Development of antisense therapy and pharmacological chaperones as therapeutic approaches transverse and applicable to numerous EMH
- Study of oxidative stress and evaluation of common signatures of neuropathogenicity and cardiotoxicity in congenital defects of glycosylation, organic acidemias and mitochondrial diseases
- Evaluation of drugs aimed at the recovery of mitochondrial function and biogénesis
- Search for biomarkers as predictors of severity and as systems for the evaluation of pharmacological therapies
- Characterization of pathophysiology in a murine model of propionic acidemia
- Identification of dysregulated miRNA in propionic acidemia and characterization of its association with pathology and its usefulness as biomarkers
- Generation of iPS from patient-derived fibroblast with organic acidemia and congenital defects of glycosylation. Differentiation to hepatocytes, neural progenitors or cardiomyocytes

Research Activity

Books and book chapters

Bueno Delgado MA, Castejón E, Moráis López A, Yahyaoui Macías R, Merinero Cortés B. Acidemias orgánicas. Diagnóstico y tratamiento de acidemia isovalérica, propiónica y metilmalónica. In: Cocho JA, Merinero B. Protocolos de diagnóstico y tratamiento de los errores congénitos del metabolismo. Madrid: Ergón, 2018. p. 27-42

Vitoria Miñana I, Merinero B, Sánchez-Valverde Visus F, Gil Ortega D, Dalmáu Serra J. Enfermedad de orina de jarabe de arce . In: Cocho JA, Merinero B. Protocolos de diagnóstico y tratamiento de los errores congénitos del metabolismo. Madrid: Ergón, 2018. p. 85-94

del Toro Riera M, Couce Pico ML, Aldámiz-Echevarría L, Arranz JA, Pérez-Cerdá C, Sánchez-Valverde F. Protocolo para el diagnóstico y tratamiento de tirosinemia tipo I. In: Cocho JA, Merinero B. Protocolos de diagnóstico y tratamiento de los errores congénitos del metabolismo. Madrid: Ergón, 2018. p.125-34

Pérez-Cerdá C, Vitoria I, García- Cazorla A, Sierra C, Sánchez A, Girós ML. Protocolo de diagnóstico y tratamiento de los trastornos de la biogénesis del peroxisoma

y de su metabolismo. In: Cocho JA, Merinero B. Protocolos de diagnóstico y tratamiento de los errores congénitos del metabolismo . Madrid: Ergón, 2018. p.219-38

García Jiménez MC, Delgado Pecellín C, González-Lamuño D, Ortigoza Escobar JD, Pérez Dueñas B, Pérez-Cerdá C. Protocolo de deficiencias congénitas del metabolismo de vitaminas. Tiamina, riboflavina, pridoxina, biotina, cobalamina, folato. In: Cocho JA, Merinero B. Protocolos de diagnóstico y tratamiento de los errores congénitos del metabolismo . Madrid: Ergón, 2018. p.239-70

Pérez-Cerdá C, Girós ML, Serrano M, Pérez Dueñas B, Ecay MJ, Medrano C, Gort L, Pérez González B. Protocolo de diagnóstico y tratamiento de los defectos congénitos de la glicosilación. In: Cocho JA, Merinero B. Protocolos de diagnóstico y tratamiento de los errores congénitos del metabolismo . Madrid: Ergón, 2018. p.271-90

Publications

- Brasil S, Briso-Montiano A, Gámez A, Underhaug J, Flydai MI, Desviat L, Merinero B, Ugarte M, Martínez A, Pérez B. New perspectives for pharmacological chaperoning treatment in methylmalonic aciduria cblB type. *BBA-Mol Basis Dis.* 2018; 1864(2): 640-8. Article. IF: 4.328; Q1
- Brasil S, Leal F, Vega A, Navarrete R, Ecay MJ, Desviat LR, Riera C, Padilla N, de la Cruz X, Couce ML, Martín-Hernández E, Morais A, Pedrón C, Peña-Quintana L, Rigoldi M, Specola N, de Almeida IT, Vives I, Yahyaoui R, Rodríguez-Pombo P, Ugarte M, Pérez-Cerdá C, Merinero B, Pérez B. Improving the diagnosis of cobalamin and related defects by genomic analysis, plus functional and structural assessment of novel variants. *Orphanet J Rare Dis.* 2018; 13: 125. Article. IF: 3.687; Q2
- Gámez A, Yuste-Checa P, Brasil S, Briso-Montiano A, Desviat LR, Ugarte M, Pérez-Cerdá C, Pérez B. Protein misfolding diseases: Prospects of pharmacological treatment. *Clin Genet.* 2018; 93(3): 450-8. Review. IF: 4.104; Q1
- Hamilton V, Santa María L, Fuenzalida K, Morales P, Desviat L R, Ugarte M, Pérez B, Cabello J F, Cornejo V. Characterization of phenylalanine hydroxylase gene mutations in Chilean PKU Patients. *JIMD Rep.* 2018; 42: 71-7-. Article. Not Indexed
- Itzep D, Martínez-Monseny AF, Bolasell M, Cuadras D, Velázquez-Fragua R, Gutiérrez-Solana LG, Macaya A, Pérez-Dueñas B, Serrano M. Clinical assessment of dysarthria in children with cerebellar syndrome associated with PMM2-CDG. *Neuropediatrics.* 2018; 49(6): 408-13. Article. IF: 1.654; Q3
- Izquierdo-Serra M, Martínez-Monseny AF, López L, Carrillo-García J, Edo A, Ortigoza-Escobar JD, García O, Cancho-Candela R, Carrasco-Marina ML, Gutiérrez-Solana LG, Cuadras D, Muchart J, Montero R, Artuch R, Pérez-Cerdá C, Pérez B, Pérez-Dueñas B, Macayá A, Fernández-Fernández JM, Serrano M. Stroke-like episodes and cerebellar syndrome in phosphomannomutase deficiency (PMM2-CDG): Evidence for hypoglycosylation-driven channelopathy. *Int J Mol Sci.* 2018; 19(2): 619. Article. IF: 4.183; Q2
- Klaassen K, Djordjevic M, Skacic A, Desviat LR, Pavlovic S, Pérez B, Stojiljkovic M. Functional characterization of novel phenylalanine hydroxylase p.Gln226Lys mutation revealed its non-responsiveness to tetrahydrobiopterin treatment in hepatoma cellular model. *Biochem Genet.* 2018; 56(5): 533-41. Article. IF: 1.931; Q3



3.5 Cancer and Human Molecular Genetics Area

Introduction 1

Executive summary 2

Information Groups by Area 3

3.1 Neuroscience Area

3.2 Cardiovascular Area

3.3 Infectious Diseases and Immunity Area

3.4 Large System Pathologies Area

3.5 Cancer and Human Molecular Genetics Area

3.6 Surgery, Transplant and Health Technologies Area

Associated Clinicians 4

Scientific Report

2016
2017
2018

- Martínez-Pizarro A, Dembic M, Pérez B, Andresen BS, Desviat LR. Intronic PAH gene mutations cause a splicing defect by a novel mechanism involving U1snRNP binding downstream of the 5' splice site. *Plos Genet.* 2018; 14(4): e1007360. Article. IF: 5.224; Q1
- Merinero B, Alcaide P, Martín-Hernández E, Morais A, García-Silva MT, Quijada-Fraile P, Pedrón-Giner C, Dulin E, Yahyaoui R, Egea JM, Belanger-Quintana A, Blasco-Alonso J, Ruano MLF, Besga B, Ferrer-López I, Leal F, Ugarte M, Ruiz-Sala P, Pérez B, Pérez-Cerda C. Four year experience in the diagnosis of very long-chain Acyl-CoA dehydrogenase deficiency in infants detected in three Spanish newborn screening centers. *JIMD Rep.* 2018; 39: 63-74. Article. Not Indexed
- Peanne R, de Lonlay P, Foulquier F, Kornak U, Lefeber DJ, Morava E, Pérez B, Seta N, Thiel C, Van Schaftingen E, Matthijs G, Jaeken J. Congenital disorders of glycosylation (CDG): Quo vadis? *Eur J Med Genet.* 2018; 61(11): 643-63. Review. IF: 2.022; Q3
- Pérez B. Novel treatments in neurometabolic diseases: the importance of chaperones. *Rev Neurologia.* 2018; 66: S43-6. Article. IF: 0.485; Q4
- Richard E, Brasil S, Briso-Montiano A, Alonso-Barroso E, Gallardo ME, Merinero B, Ugarte M, Desviat LR, Pérez B. Generation and characterization of two human iPSC lines from patients with methylmalonic acidemia cblB type. *Stem Cell Res.* 2018; 29: 143-7. Editorial Material. IF: 3.929; Q1
- Richard E, Gallego-Villar L, Rivera-Barahona A, Oyarzabal A, Pérez B, Rodríguez-Pombo P, Desviat LR. Altered redox homeostasis in branched-chain amino acid disorders, organic acidurias, and homocystinuria. *Oxid Med Cell Longev.* 2018: 1246069. Review. IF: 4.868; Q2
- Rivera-Barahona A, Navarrete R, García-Rodríguez R, Richard E, Ugarte M, Pérez-Cerda C, Pérez B, Gámez A, Desviat LR. Identification of 34 novel mutations in propionic acidemia: Functional characterization of missense variants and phenotype associations. *Mol Genet Metab.* 2018; 125(3): 266-75. Article. IF: 3.61; Q2

Public projects

Pérez González MB. Enfermedades Neurometabólicas Hereditarias: Avances en el diagnóstico, la patofisiología y desarrollo de terapias dirigidas a estabilizar proteínas (PI16/00573). ISCIII. 2017-2019.

Management centre: UAM

Ruiz Desviat L. Propionic acidemia: From models and mechanisms to biomarkers and therapies (SAF2016-76004-R). Ministerio de Economía y Competitividad. 2017-2019.

Management centre: UAM

Pérez González MB. Bases moleculares del síndrome de deficiencia glut1 (glut1ds) e investigación en terapias (ER18P2AC746). CIBERer-ISCIII. 2018-2018.

Management centre: CIBERer

Pérez González MB. RAREGENOMICSCM (B2017/BMD3721). CM. 2018-2021.

Management centre: UAM

Pérez González MB. Identificación y caracterización clínica y bioquímica de pacientes con síndrome glut1 (glut1ds): monitorización del tratamiento (ERTRL1EOT1). CIBERer-ISCIII. 2018-2019.

Management centre: CIBERer

Pérez González MB. Desarrollo de terapias con chaperonas farmacológicas para el defecto congénito de glicosilación PMM2-CDG. (ER18TRL746). CIBERer-ISCIII. 2018-2020.

Management centre: CIBERer

Private projects

Ruiz Desviat L. Análisis genómicos y transcriptómicos para identificar defectos de splicing y evaluación in vivo de la terapia antisentido. Fundación Ramón Areces. 2015-2018.

Management centre: UAM

Pérez González MB. Bases moleculares de las enfermedades neurometabólicas y desarrollo de terapias específicas de mutación. Fundación Gemio. 2016-2021.

Management centre: UAM

Ruiz Desviat L. Developing an antisense therapy for a frequent phenylketonuria splicing mutation. Daichi Sankyo. 2017-2019.

Management centre: UAM

Ruiz Desviat L. Effect of compound MIN-102 on redox homeostasis and mitochondrial function in a mouse model of propionic acidemia. Mynoryx Therapeutics. 2018-2018.

Management centre: UAM

International projects

Pérez González MB. European research network directed towards improving diagnosis and treatment of inborn error of glycosylation (E-rare-3 JTC2015). European Union. 2016-2018.

Management centre: UAM

Patents and trademarks

Pérez González B, Ruiz Desviat L, Jorge Finnigan A, Ugarte Pérez M, Martínez Ruiz A, Underhaug J, Barnejee R, inventors; UAM, Universidad de Bergen, Universidad de Michigan, assignees; Compounds useful for the treatment of methylmalonic aciduria. P201330171; 2013 February 11.

Pérez González B, Gámez Abascal A, Yuste Checa P, Arduim Brasil S, Ugarte Pérez M, Martínez Ruiz A, Underhaug J, inventors; UAM, Universidad de Bergen, assignees; Compounds for treating congenital disorders of glycosylation. EPI6382373.5; 2016.



Introduction 1

Executive summary 2

Information Groups by Area 3

3.1 Neuroscience Area

3.2 Cardiovascular Area

3.3 Infectious Diseases and Immunity Area

3.4 Large System Pathologies Area

3.5 Cancer and Human Molecular Genetics Area

3.6 Surgery, Transplant and Health Technologies Area

Associated Clinicians 4

Scientific Report

2016
2017
2018



Publications: 1 Impact Factor: 14.548 QI: 1

Regulation of Ciliary Structure and Function by Phosphoinositides Group

- Francesc García Gonzalo.** Investigador Ramón y Cajal. Universidad Autónoma de Madrid
- Pablo Barbeito González.** Investigador Postdoctoral. Universidad Autónoma de Madrid
- Raquel Martín Morales.** Investigadora Predoctoral. Universidad Autónoma de Madrid
- María Belén Sierra Rodero.** Investigadora Predoctoral. Universidad Autónoma de Madrid

Strategic Objective

Cilia play important roles in human health and disease. Our goal is to better understand cilia structure and function, and how they can be manipulated to promote human health.

But what are cilia and why are they important for our health? Cilia are cell membrane protrusions with an endoskeleton consisting of nine microtubule doublets. This basic architecture, shared by both cilia and flagella, is conserved from unicellular organisms to humans. There are two kinds of cilia: motile and immotile (a.k.a. primary). Motile cilia resemble oars, displacing extracellular fluids. This is how we expel mucus from our bronchi and how sperm swim. Instead, primary cilia behave like antennae, detecting optical, mechanical or chemical signals. Our vision, hearing and smell depend on immotile cilia. Primary cilia also monitor

urine flow in the kidney, act as sensors for hunger-controlling hormones in the brain, and control limb and nervous system patterning in the embryo, among many other functions.

Congenital ciliary defects cause ciliopathies, genetically and clinically diverse illnesses whose most common symptoms include mental retardation, retinal degeneration, kidney cysts, polydactyly, obesity, sterility, respiratory infections, and skeletal, heart and brain malformations. Many ciliopathies are rare syndromes (Meckel, Joubert, Bardet-Biedl, Kartagener, etc.), whereas others are more common and affect a single organ (polycystic kidney disease, retinitis pigmentosa).

Ciliopathies are not the only diseases cilia are involved in. Several cancer types, like medulloblastoma and basal cell carcinoma, arise from abnormal activation of Hedgehog signaling, a ciliary pathway essential for embryonic development and adult stem cell function. On the other hand, increasing evidence suggests that cilia modulate the progression of other diseases, such as diabetes and Alzheimer's. Given that ciliary function is critically dependent on their composition, our main strategy consists in understanding the molecular mechanisms underlying: (1) ciliary accumulation of the receptors and transducers that sensitize cilia to external stimuli, and (2) the changes in cilia composition whereby ciliary signals are relayed to the rest of the cell.



3.5 Cancer and Human Molecular Genetics Area

Introduction 1

Executive summary 2

Information Groups by Area 3

3.1 Neuroscience Area

3.2 Cardiovascular Area

3.3 Infectious Diseases and Immunity Area

3.4 Large System Pathologies Area

3.5 Cancer and Human Molecular Genetics Area

3.6 Surgery, Transplant and Health Technologies Area

Associated Clinicians 4

Scientific Report

2016
2017
2018


Research Lines

- Factors affecting the ciliary localization of G protein-coupled receptors
- Factors affecting the ciliary localization of INPP5E, a ciliopathy-associated phosphoinositide phosphatase
- Regulation of cilia disassembly by INPP5E and phosphoinositides
- Roles of phosphoinositides at the ciliary transition zone
- Cell-based assays to test the effects of ciliopathy mutations
- Regulation of ciliogenesis and Hedgehog signaling by the transcription factor NRF2

Research Activity

Publications

- Raleigh DR, Sever N, Choksi PK, Sigg MA, Hines KM, Thompson BM, Elnatan D, Jaishankar P, Bisignano P, García-Gonzalo FR, Krup AL, Eberl M, Byrne EFX, Siebold C, Wong SY, Renslo AR, Grabe M, McDonald JG, Xu L, Beachy PA, Reiter JF. Cilia-associated oxysterols activate smoothed. Mol Cell. 2018; 72(2): 316-27. Article. IF: 14.548; D1





3.5 Cancer and Human Molecular Genetics Area

Introduction 1

Executive summary 2

Information Groups by Area 3

3.1 Neuroscience Area

3.2 Cardiovascular Area

3.3 Infectious Diseases and Immunity Area

3.4 Large System Pathologies Area

3.5 Cancer and Human Molecular Genetics Area

3.6 Surgery, Transplant and Health Technologies Area

Associated Clinicians 4

Scientific Report

2016
2017
2018



Onco-Hematology Research Group (HUF)

Manuel Hidalgo Medina. Director Grupo. Hospital Universitario de Fuenlabrada
Carolina Alonso del Pozo. Investigador Clínico Asociado. Hospital Universitario de Fuenlabrada
Pilar Bravo Barahona. Facultativo Especialista de Área de Hematología. Hospital Universitario de Fuenlabrada
Pastora Caballero Guerra. Facultativo Especialista de Área de Oncología-Radioterapia. Hospital Universitario de Fuenlabrada
Begoña Caballero Perea. Facultativo Especialista de Área de Oncología-Radioterapia. Hospital Universitario de Fuenlabrada
Julia Calzas Rodríguez. Facultativo Especialista de Área de Oncología Médica. Hospital Universitario de Fuenlabrada
Beatriz Candel García. Facultativo Especialista de Área de Farmacia. Hospital Universitario de Fuenlabrada
María Victoria de Torres Olombrada. Facultativo Especialista de Área de Oncología-Radioterapia. Hospital Universitario de Fuenlabrada
María José Expósito Casas. Facultativo Especialista de Área de Oncología-Radioterapia. Hospital Universitario de Fuenlabrada
Rafael Flores Cornejo. Facultativo Especialista de Área de Hematología. Hospital Universitario de Fuenlabrada

Ana Carolina Franco Villegas. Facultativo Especialista de Área de Hematología. Hospital Universitario de Fuenlabrada
Tamara García Cañibano. Facultativo Especialista de Área de Oncología-Radioterapia. Hospital Universitario de Fuenlabrada
Mario García Gil. Jefe del Servicio de Farmacia. Hospital Universitario de Fuenlabrada
Juan Antonio Guerra Martínez. Jefe de Servicio de Oncohematología. Hospital Universitario de Fuenlabrada
David Gutiérrez Abad. Médico Adjunto. Departamento de Oncología Médica. Hospital Universitario de Fuenlabrada
Ignacio Juez Martel. Médico Adjunto. Departamento de Oncología Médica. Hospital Universitario de Fuenlabrada
Juan Carlos Lacal Sanjuán. Investigador Senior. Hospital Universitario de Fuenlabrada
Javier Letéllez Fernández. Facultativo Especialista de Área de Farmacia. Hospital Universitario de Fuenlabrada
Ana López Ibáñez. Enfermera de Ensayos Clínicos. Departamento de Oncología Médica. Hospital Universitario de Fuenlabrada
José Francisco López Acosta. Técnico Laboratorio. Hospital Universitario de Fuenlabrada



3.5 Cancer and Human Molecular Genetics Area

Introduction 1

Executive summary 2

Information Groups by Area 3

3.1 Neuroscience Area

3.2 Cardiovascular Area

3.3 Infectious Diseases and Immunity Area

3.4 Large System Pathologies Area

3.5 Cancer and Human Molecular Genetics Area

3.6 Surgery, Transplant and Health Technologies Area

Associated Clinicians 4

Scientific Report

2016
2017
2018

Amaia López de la Calle Juega. Facultativo Especialista de Área de Hematología. Hospital Universitario de Fuenlabrada

Blanca Ludeña Martínez. Facultativo Especialista de Área de Oncología-Radioterapia. Hospital Universitario de Fuenlabrada

Diego Malón Giménez. Facultativo Especialista de Área de Oncología Médica. Hospital Universitario de Fuenlabrada

Soraya Marcos Sánchez. Facultativo Especialista de Área de Oncología-Radioterapia. Hospital Universitario de Fuenlabrada

Laura María Medina Rodríguez. Investigadora Clínica. Hospital Universitario de Fuenlabrada

Sara Montemuiño Muñiz. Facultativo Especialista de Área de Oncología-Radioterapia. Hospital Universitario de Fuenlabrada

Berta Nasarre López. Farmacéutica. Coordinadora Departamento de Oncología Médica. Hospital Universitario de Fuenlabrada

Sofía Perea del Pino. Investigadora Senior. Hospital Universitario de Fuenlabrada

Laura Rodríguez Lajusticia. Facultativo Especialista de Área de Oncología Médica. Hospital Universitario de Fuenlabrada

Francesca Sarno. Investigadora Senior. Hospital Universitario de Fuenlabrada

Strategic Objective

The main objective of the group is to translate to the clinic new strategies to treat cancer patients. In particular, we envision that an integrated NGS approach coupled with state-of-the-art molecular and cellular technologies along with newly developed mouse models will help improve the outcome of cancer patients. The group is actively involved in the design of precision oncology strategies as well as immuno-oncology approaches. It is also involved in Clinical Trials to support these strategic research programs.

Research Lines

- Integrating Genomics and Avatar Mouse Models to Personalize Pancreatic Cancer Treatment (ERC-2014-ADG; AVATAR)
- Nanomedicine upscaling for early clinical phases of multimodal cancer therapy (H2020; NoCanTher)
- EurOPDX Distributed Infrastructure for Research on patient-derived cancer Xenografts- EdiREX (EU INFRAIA; EdiREX)
- Regulation of PDI/PDLI in response to chronic hypoxia induced by antiangiogenic agents
- Immunotherapy / Immunotherapy Toxicity

Introduction 1

Executive summary 2

Information Groups by Area 3

3.1 Neuroscience Area

3.2 Cardiovascular Area

3.3 Infectious Diseases and Immunity Area

3.4 Large System Pathologies Area

3.5 Cancer and Human Molecular Genetics Area

3.6 Surgery, Transplant and Health Technologies Area

Associated Clinicians 4



3.6 Surgery, Transplant and Health Technologies Area



Documents: 168	IF: 361.41
Originals: 124	IF: 245.342
DI: 10	QI: 41

Leopoldo Martínez Martínez

- Congenital Malformation Surgery Group
- Bone Pathophysiology and Biomaterials Group
- Cellular Engineering Group
- Clinical Pharmacology Group

- Osteoarticular Surgery Research – GICOA Group
- Reconstructive and Regenerative Research Group
- Transplant Group
- Rehabilitation - LAMBECOM (HUF)

Scientific Report

2016
2017
2018



3.6 Surgery, Transplant and Health Technologies Area

Introduction

1

Executive summary

2

Information Groups by Area

3

3.1 Neuroscience Area

3.2 Cardiovascular Area

3.3 Infectious Diseases and Immunity Area

3.4 Large System Pathologies Area

3.5 Cancer and Human Molecular Genetics Area

3.6 Surgery, Transplant and Health Technologies Area

Associated Clinicians

4

Scientific Report

2016
2017
2018

Strategic Objectives	Development forecast for the coming years	Actions
<p>Surgery, Transplant and Health Technologies Area is composed of 8 very heterogeneous groups and the absence of common activities between them make the general objectives equivalent to the sum of the research lines of each of the groups. The main objective of the area is to locate points where synergies between groups can be established.</p>	<p>Cellular and organ engineering, underdeveloped</p> <p>Stem and precursor cells. This is one of the most successful lines and the one that has motivated more collaborations between them. It is certainly one of the possibilities for the future</p> <p>Animal models. Cellular models. They require personnel trained in cell culture techniques and who masters animal models of human disease</p> <p>Minimally invasive surgery: one of the most important translational fields in recent years, a permanent demand from the population and an indicator of the quality of healthcare systems</p>	<ul style="list-style-type: none"> • Support researchers to continue being a reference in the national area. • Identify and promote at international level the new research lines identifying as innovative and competitive.

IdiPAZ





3.6 Surgery, Transplant and Health Technologies Area

Introduction

1

Executive summary

2

Information Groups by Area

3

3.1 Neuroscience Area

3.2 Cardiovascular Area

3.3 Infectious Diseases and Immunity Area

3.4 Large System Pathologies Area

3.5 Cancer and Human Molecular Genetics Area

3.6 Surgery, Transplant and Health Technologies Area

Associated Clinicians

4

Scientific Report

2016
2017
2018



Publications: **18** Impact Factor: **16.352** QI: **2**

Congenital Malformation Surgery Group

Leopoldo Martínez Martínez. Facultativo Especialista de Área en Cirugía Pediátrica. Hospital Universitario La Paz

Rosa María Aras López. Investigadora Postdoctoral. Universidad Autónoma de Madrid

Mercedes Díaz González. Facultativo Especialista de Área en Cirugía Pediátrica. Hospital Universitario La Paz

José Luis Encinas Hernández. Facultativo Especialista de Área en Cirugía Pediátrica. Hospital Universitario La Paz

Maria Teresa Vallejo Cremades. Investigadora Postdoctoral (Contrato de Estabilización de Técnicos de Apoyo). Jefe de Laboratorio. Hospital Universitario La Paz

Strategic Objective

Paediatric surgery is an independent specialty that deals with all aspects of the surgical diseases of children. Its scope involves a wide range of clinical problems such as trauma, tumours and inflammatory diseases, and, more specifically, malformations. These conditions almost always have essentially unknown origins and are caused by unknown mechanisms. Surgery is required at various times in the life of patients with malformations, ranging from neonatal anatomical and functional reconstruction to replacement of dysfunctional organs later in life.

As a consequence, this line of research has an unusually broad spectrum as it encompasses the study of cellular and molecular mechanisms leading to malformations, the biology of the malformed foetus and embryo, prenatal chances for intervention on the malformations, and postnatal treatments including organ replacement.

Research Lines

- Congenital malformations
- Small bowel transplantation and graft rejection
- Fetal surgery
- Alcohol Fetal Syndrome

Research Activity

Publications

- Aras-López R, Almeida L, Andreu-Fernández V, Tovar J, Martínez L. Anti-oxidants correct disturbance of redox enzymes in the hearts of rat fetuses with congenital diaphragmatic hernia. *Pediatr Surg Int.* 2018; 34(3): 307-13. Article. IF: 1.397; Q3



3.6 Surgery, Transplant and Health Technologies Area

Introduction

1

Executive summary

2

Information Groups by Area

3

3.1 Neuroscience Area

3.2 Cardiovascular Area

3.3 Infectious Diseases and Immunity Area

3.4 Large System Pathologies Area

3.5 Cancer and Human Molecular Genetics Area

3.6 Surgery, Transplant and Health Technologies Area

Associated Clinicians

4

Scientific Report

2016
2017
2018

- Barrena Delfa S, Rubio Aparicio P, Martínez Martínez L. Neuroblastoma. *Cir Pediatr.* 2018; 31(2): 57-65. Article. Not Indexed
- Doré M, Junco PT, Bret M, Cervantes MG, Romo MM, Gómez JJ, Vigara AP, Pajares MP, Encinas JL, Hernández F, Martínez L, Santamaría ML, de la Torre C. Advantages of cardiac magnetic resonance imaging for severe pectus excavatum assessment in children. *Eur J Pediatr Surg.* 2018; 28(1): 34-8. Article. IF: 1.148; Q4
- Doré M, Junco PT, de la Torre C, Vilanova-Sánchez A, Bret M, González G, Cerezo VN, Gómez JJ, Encinas JL, Hernández F, Martínez LM, Santamaría ML. Nuss procedure for a patient with negative haller index. *European J Pediatr Surg Rep.* 2018; 6(1): e18-22. Article. Not Indexed
- Doré M, Junco PT, Galán AS, Prieto G, Ramos E, Romo MM, Cervantes MG, Hernández F, Martínez L, Santamaría ML. Pitfalls in diagnosis of early-onset inflammatory bowel disease. *Eur J Pediatr Surg.* 2018; 28(1): 39-43. Article. IF: 1.148; Q4
- Guerrero-Fernández J, San Julián C, Conde JB, de la Vega JAB, Urqui AC, González LAC, Tello JMM, Estévez AR, Fernández DY, Martínez LM, Martínez-Urrutia MJ, Palma CM, Parera LA. Management guidelines for disorders / different sex development (DSD). *An Pediatr.* 2018; 89(5): 315.e1-19. Article. IF: 1.166; Q3
- Muñoz MIR, Bueno A, de La Torre C, Cerezo VN, Rebolledo BN, Cervantes MG, Doré M, Gómez JJ, Santamaría ML, Martínez L, López-Gutiérrez JC. Surgical emergencies in intestinal venous malformations. *Eur J Pediatr Surg.* 2018; 28(1): 101-4. Article. IF: 1.148; Q4
- Nava F B, Barrial M, Bret M, Muñoz A J, Serradilla J, Encinas J L, Martínez L, López-Santamaría M, de la Torre C A. Slipping rib syndrome in paediatrics: report of 4 cases. *Cir Pediatr.* 2018; 31(4): 192-5. Article. Not Indexed
- Núñez Cerezo V, Romo Muñoz M, Encinas J L, Jiménez J, Elorza Fernández MD, Herrero B, Antolín E, Martínez Martínez L, López Santamaría M. Study of pulmonary hypertension and long-term respiratory clinic in children with congenital diaphragmatic hernia. *Cir Pediatr.* 2018; 31(2): 76-80. Article. Not Indexed
- Núñez Cerezo V, Romo Muñoz M, Encinas JL, Doré Reyes M, Triana Junco P, Vilanova Sánchez A, Sánchez Galán A, Gómez Cervantes M, Jiménez Gómez J, Elorza Fernández MD, Martínez Martínez L, López Santamaría M. Perinatal factors for necrotizing enterocolitis (NEC). A case-control study. *Cir Pediatr.* 2018; 31(2): 90-3. Article. Not Indexed
- Núñez V, Romo M, Encinas J L, Bueno A, Herrero B, Antolín E, Parrón M, Martínez L, López Santamaría M. The role of fetal magnetic resonance imaging in the study of congenital diaphragmatic hernia. *Cir Pediatr.* 2018; 31(1): 15-20. Article. Not Indexed
- Oria M, Figueira RL, Scorletti F, Sbragia L, Owens K, Li Z, Pathak B, Corona MU, Marotta M, Encinas JL, Peiró JL. CD200-CD200R imbalance correlates with microglia and pro-inflammatory activation in rat spinal cords exposed to amniotic fluid in retinoic acid-induced spina bifida. *Sci Rep-Uk.* 2018; 8: 10638. Article. IF: 4.011; Q1
- Romo Muñoz MI, Martínez de Aragón A, Núñez Cerezo V, Udaondo C, Sellers M, Barrena S, de Ceano M, López Santamaría M, Martínez Martínez L. Risk factors associated with the development of enterocolitis in Hirschsprung's disease. *Cir Pediatr.* 2018; 31(1): 34-8. Article. Not Indexed

- Sellers M, Udaondo C, Moreno B, Martínez-Ales G, Díez J, Martínez L, de Ceano-Vivasa M. Hirschsprung-associated enterocolitis: Observational study in a paediatric emergency care unit. *An Pediatr.* 2018; 88(6): 329-34. Article. IF: 1.166; Q3
- Serradilla J, Bueno A, de la Torre C, Domínguez E, Sánchez A, Nava B, Álvarez M, López Santamaría M, Martínez L. Predictive factors of gangrenous post-appendectomy intra-abdominal abscess. A case-control study. *Cir Pediatr.* 2018; 31(1): 25-8. Article. Not Indexed
- Triana Junco P, de la Torre C, Barrio MI, de la Serna O, Doré Reyes M, Núñez V, Jiménez J, Martínez Martínez L, Madero R, Encinas JL, Hernández Oliveros F, López Santamaría M. Pulmonary lobectomy in children: the sooner the better? *Cir Pediatr.* 2018; 31(2): 71-5. Article. Not Indexed
- Trilla-Fuertes L, Gámez-Pozo A, Arevalillo JM, Díaz-Almirón M, Prado-Vázquez G, Zapater-Moros A, Navarro H, Aras-López R, Dapia I, López-Vacas R, Nanni P, Llorente-Armijo S, Arias P, Borobia AM, Main P, Feliú J, Espinosa E, Fresno Vara JA. Molecular characterization of breast cancer cell response to metabolic drugs. *Oncotarget.* 2018; 9(11): 9645-60. Article. IF: 5.168; Q1
- Vilanova A, de la Torre C A, Sánchez-Galán A, Hernández Oliveros F, Encinas JL, Ortiz R, Núñez Cerezo V, de la Serna O, Barrio M I, Castro L, Builes L, Verdu C, López Santamaría M. Long-term results of the early endoscopic treatment of acquired tracheal-subglottic stenosis: 10 years of experience. *Cir Pediatr.* 2018; 31(1): 41852. Article. Not Indexed

Public projects

Martínez Martínez L. Estudio comparativo del espectro de alcohol fetal según dos patrones de consumo humano y su prevención con antioxidantes (PII5/01179). ISCIII. 2016-2018.

Management centre: FIBHULP

Martínez Martínez L. Red de Salud Maternoinfantil y del Desarrollo (SAMID) (RD16/0022/0006). ISCIII. 2017-2021.

Management centre: FIBHULP

Vallejo Cremades MT. Contrato de estabilización. ISCIII, CAM. 2008-2018.

Management centre: FIBHULP

Vallejo Cremades MT. Técnico en formación Paula Sánchez Guismera (PEJ16/MED/TL-0746). CM. 2017-2019.

Management centre: FIBHULP

Private projects

Vallejo Cremades MT. Servicios de investigación de la plataforma de apoyo de IdiPAZ, Laboratorio Inmunohistoquímica y Análisis de Imagen. Universidad Complutense de Madrid. 2012-Ongoing.

Management centre: FIBHULP



3.6 Surgery, Transplant and Health Technologies Area



Introduction 1

Executive summary 2

Information Groups by Area 3

3.1 Neuroscience Area

3.2 Cardiovascular Area

3.3 Infectious Diseases and Immunity Area

3.4 Large System Pathologies Area

3.5 Cancer and Human Molecular Genetics Area

3.6 Surgery, Transplant and Health Technologies Area

Associated Clinicians 4

Scientific Report

2016
2017
2018

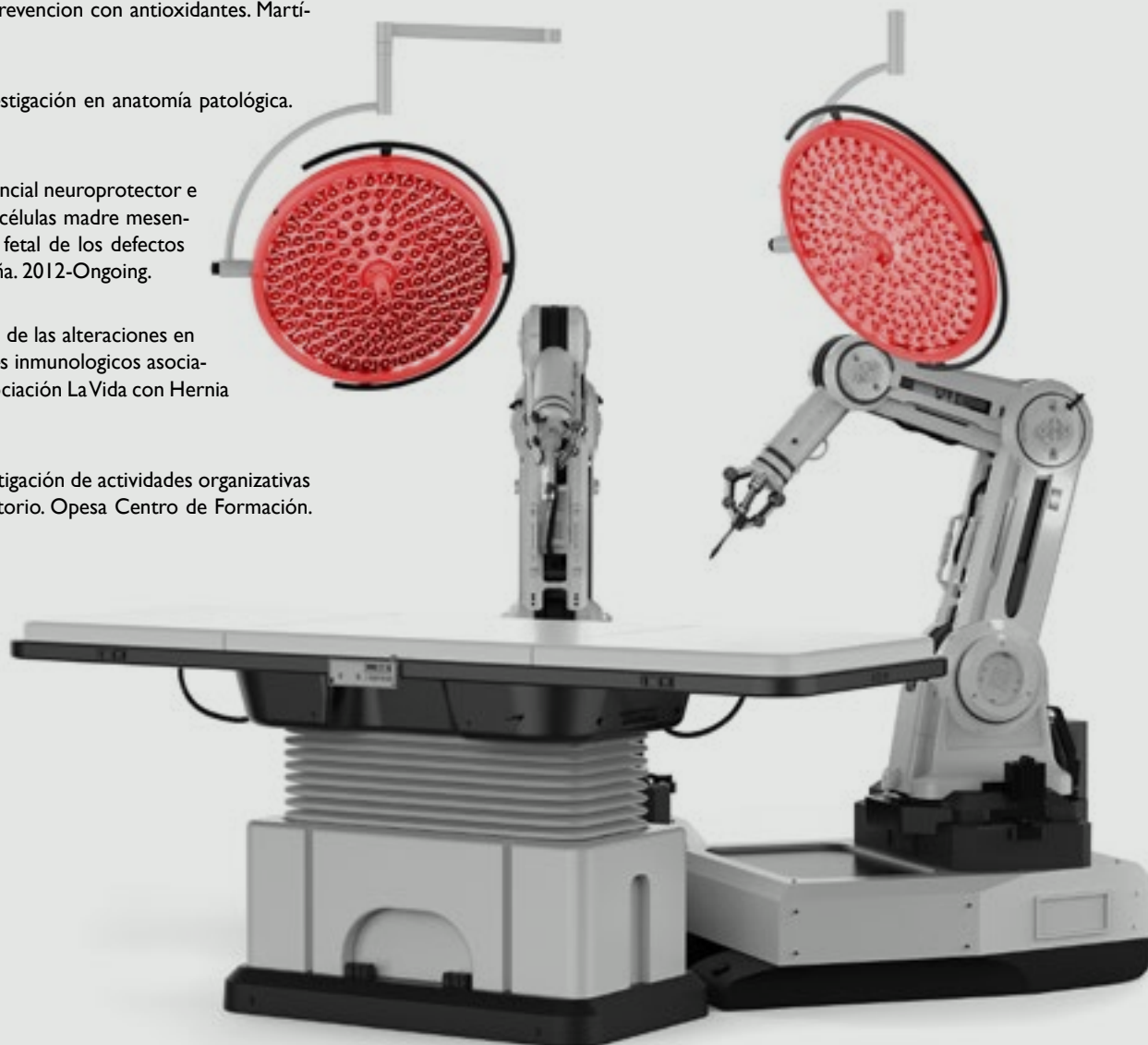
Martínez Martínez L. Estudio comparativo del espectro de alcohol fetal según dos patrones de consumo humano y su prevención con antioxidantes. Martínez. 2018-Ongoing.
Management centre: FIBHULP

Vallejo Cremades MT. Formación en investigación en anatomía patológica. SYF Galenus Center. 2016-Ongoing.
Management centre: FIBHULP

Encinas Hernandez JL. El estudio del potencial neuroprotector e inmunomodulador local del trasplante de células madre mesenquimales y sus implicaciones en la cirugía fetal de los defectos del tubo neural. Fundación Mutua Madrileña. 2012-Ongoing.
Management centre: FIBHULP

Vallejo Cremades MT. Estudio traslacional de las alteraciones en el metabolismo del retinol y de los factores inmunológicos asociados a la hernia diafragmática congénita. Asociación La Vida con Hernia Diafragmática Congénita. 2017-Ongoing.
Management centre: FIBHULP

Vallejo Cremades MT. Formación en investigación de actividades organizativas y de gestión de trabajo técnico en laboratorio. Opepa Centro de Formación. 2015-Ongoing.
Management centre: FIBHULP





3.6 Surgery, Transplant and Health Technologies Area

Introduction

1

Executive summary

2

Information Groups by Area

3

- 3.1 Neuroscience Area
- 3.2 Cardiovascular Area
- 3.3 Infectious Diseases and Immunity Area
- 3.4 Large System Pathologies Area
- 3.5 Cancer and Human Molecular Genetics Area
- 3.6 Surgery, Transplant and Health Technologies Area

Associated Clinicians

4

Scientific Report

2016
2017
2018



Publications: **7** Impact Factor: **12.529** QI: **2**

Bone Pathophysiology and Biomaterials Group

Nuria Elda Vilboa Díaz. Investigadora Senior (Contrato Miguel Servet - I2). Jefe de Laboratorio. Hospital Universitario La Paz

Fátima Bensiamar Hadia. Técnico de Laboratorio. Hospital Universitario La Paz

Alba Boré Medina. Técnico de Laboratorio. Hospital Universitario La Paz - Ciber BBN

Clara Escudero Duch. Investigadora predoctoral. Hospital Universitario La Paz

Mabel Falguera Uceda. Investigadora predoctoral. Hospital Universitario La Paz

Eduardo García Cimbreló. Doctor Emérito. Hospital Universitario La Paz. Universidad Autónoma de Madrid

Enrique Gil Garay. Jefe de Servicio de Cirugía Ortopédica y Traumatológica. Hospital Universitario La Paz.

Profesor Titular. Departamento de Cirugía. Facultad de Medicina. Universidad Autónoma de Madrid

Francisco José Mancebo Pascual. Ayudante de Investigación. Hospital Universitario La Paz

Carmen Martín Hervás. Facultativo Especialista de Área en Radiodiagnóstico. Hospital Universitario La Paz.

Profesora Asociada. Facultad de Medicina. Universidad Autónoma de Madrid

Francisco Manuel Martín Saavedra. Investigador postdoctoral. Hospital Universitario La Paz

Laura Muñoz Moreno. Investigador postdoctoral. Hospital Universitario La Paz - Ciber BBN

Laura Saldaña Quero. Investigadora Senior (Contrato Miguel Servet-Tipo I). Jefe de Laboratorio. Hospital Universitario La Paz

Silvia Sánchez Casanova. Investigadora predoctoral. Hospital Universitario La Paz

Gema Vallés Pérez. Investigadora Senior. Responsables de Cultivos Celulares y de los Laboratorios Comunes de IdiPAZ. Hospital Universitario La Paz

Strategic Objective

The Bone Physiopathology and Biomaterials group includes basic and clinical researchers from IdiPAZ. The group has broad experience in clinical and basic research on biomaterials for orthopaedic implants and bone tissue engineering. The principal goal of the group is to improve the clinical outcome of orthopaedic surgery through research on implants and biomaterials used for manufacturing prosthetic devices.

The group is also interested in bone tissue engineering applications, developing surgical procedures that make use of allotransplants, evaluating scaffolds manufactured by collaborative partners, developing novel gene therapy strategies aimed to heal bone defects and studying the interactions of the immune and skeletal systems. Specific areas of clinical research on implants include follow-up studies on various devices in use for osteoarticular surgery.



3.6 Surgery, Transplant and Health Technologies Area

Introduction 1

Executive summary 2

Information Groups by Area 3

3.1 Neuroscience Area

3.2 Cardiovascular Area

3.3 Infectious Diseases and Immunity Area

3.4 Large System Pathologies Area

3.5 Cancer and Human Molecular Genetics Area

3.6 Surgery, Transplant and Health Technologies Area

Associated Clinicians 4

Scientific Report

2016
2017
2018

The main areas of interest in basic research on the biocompatibility of materials include:

- understanding the influence of the surface biomaterial properties on the behaviour of bone-related cells
- the study of cell reactions occurring in the vicinity of implanted materials caused by wear particles
- the deliberate manipulation of cell responses after exposure to nanoparticles designed for gene delivery and optical hyperthermia applications.

The team is also interested in the development of transcriptional targeting strategies to ensure tight control of the expression of therapeutic proteins and their potential application in inducing an orchestrated expression of growth factors involved in bone healing.

Research Lines

- Clinical research in implants for bone repair
- Biocompatibility of new materials for potential use in implants for bone repair: cell and surface interactions, cell and particle interactions
- Study of the interactions between the immune and skeletal systems
- Control of the expression of therapeutic genes using gene circuits

Research Activity

Publications

- Cordero-Ampuero J, García-Rey Eo, García-Cimbrelo E. Proximal femoral bone regeneration after an uncemented hydroxyapatite-coated long-stem in revision hip surgery. *Open Orthop J.* 2018; 12: 125-33. Article. Not Indexed
- Fernández-Fernández R, Martínez-Miranda JM, Gil-Garay E. Comparison of an uncemented tapered stem design in cobalt-chrome vs titanium at 15-year follow-up. *J Arthroplasty.* 2018; 33(4): 1139-43. Article. IF: 3.524; Q1
- Gómez-Álvarez J, González-Escobar S, Gil-Garay E. Clinical assessment of patients with isolated hip fractures associated with an upper limb fracture. *Rev Esp Cir Ortop Traumatol.* 2018; 62(3): 222-7-. Article. Not Indexed
- Martín-Saavedra F, Escudero-Duch C, Prieto M, Sánchez-Casanova S, López D, Arruebo M, Voellmy R, Santamaría J, Vilaboa N. Pro-angiogenic near infrared-responsive hydrogels for deliberate transgene expression. *Acta Biomater.* 2018; 78: 123-36. Article. IF: 6.638; D1
- Rey DM, Martín SD, Hernando AS, Gamarra CM, Álvarez-Escola C, Ferrer PL, Vicandi B, Martín-Hervas C. Thyroid nodules: Too many fine needle biopsies? *Curr Med Imaging Rev.* 2018; 14(5): 725-31. Article. IF: 0.533; Q4

- Rubio-Suárez JC, Carbonell-Escobar R, Rodríguez-Merchán EC, Ibarzábal-Gil A, Gil-Garay E. Fractures of the tibial pylon treated by open reduction and internal fixation (locking compression plate-less invasive stabilising system): Complications and sequelae. *Injury.* 2018; 49: S60-4. Article. IF: 1.834; Q2
- Saez-López P, González-Montalvo JI, Ojeda-Thies C, Mora-Fernández J, Muñoz-Pascual A, Cancio J M, Tarazona F J, Pareja T, Gómez-Campelo P, Montero-Fernández N, Alarcón T, Mesa-Lampre P, Larráinzar-Gar R, Duaso E, Gil-Garay E, Díez-Pérez A, Prieto-Alhambra D, Queipo-Matas R, Otero-Puime A. Spanish National Hip Fracture Registry (SNHFR): a description of its objectives, methodology and implementation. *Rev Esp Geriatr Gerontol.* 2018; 53(4): 188-95. Article. Not Indexed

Public projects

Aguilar de Armas MR, Ramírez R, Vilaboa Díaz N. Preparation and application of eardrops for the inhibition of sensorineural hearing loss (NADEAFNESS). CIBER-BBN. 2017-2019.

Management centre: CIBER-BBN

Escudero Duch C. Contrato predoctoral (FI14/00447). ISCIII. 2015-2018.

Management centre: FIBHULP

Saldaña Quero L. Contrato Miguel Servet Tipo II (CPII16/00038). CM. 2017-2019.

Management centre: FIBHULP

Saldaña Quero L. Pre-acondicionamiento inflamatorio de células madre mesenquimales para su aplicación en terapias avanzadas de regeneración ósea mediante ingeniería de tejidos (PI15/00752). ISCIII. 2016-2018.

Management centre: FIBHULP

Sánchez Casanova S. Contrato ayuda investigación (PEJ15/BIO/AI-0250). CM. 2016-2018.

Management centre: FIBHULP

Santamaría J, Vilaboa Díaz N. Bone substitutes based on hydrogels responsive to near infrared light for the generation of therapeutic hyperthermia (NIRHYD). CIBER-BBN. 2018-2020.

Management centre: CIBER-BBN

Vilaboa Díaz NE. Contrato de estabilización I2. CM. 2013-2025.

Management centre: FIBHULP

Vilaboa Díaz NE. Hacia una terapia avanzada de regeneración ósea: intermediarios tisulares activables mediante energía infrarroja para la expresión controlada de factores ontogénicos y antigénicos (PI15/01118). ISCIII. 2016-2018.

Management centre: FIBHULP



3.6 Surgery, Transplant and Health Technologies Area

Introduction

1

Executive summary

2

Information Groups by Area

3

3.1 Neuroscience Area

3.2 Cardiovascular Area

3.3 Infectious Diseases and Immunity Area

3.4 Large System Pathologies Area

3.5 Cancer and Human Molecular Genetics Area

3.6 Surgery, Transplant and Health Technologies Area

Associated Clinicians

4

Scientific Report

2016
2017
2018

Vilaboia Díaz NE. MULTIMAT - Materiales multifuncionales para los retos de la sociedad (S2013/MIT-2862). CM. 2014-2018.

Management centre: FIBHULP

Private projects

San Roman del Barrio J, Vilaboia Díaz N. Caracterización y evaluación de biomateriales de aplicación dental. J Ripoll S.L. 2017-2018.

Management centre: CIBER-BBN

Vilaboia Díaz NE. Detección de activación de HSF parte II. HSF Farmacéutica. 2004-Ongoing.

Management centre: FIBHULP

Vilaboia Díaz NE. Estudio de actividad osteoblástica de dos sustancias: ranelato de estroncio y LA16034. Lacer S.A. 2011-Ongoing.

Management centre: FIBHULP

Vilaboia Díaz NE. Animal model of bone regeneration induced by tissue intermediates responsive to near-infrared light. Roche Farma S.A. 2016-Ongoing.

Management centre: FIBHULP

Vilaboia Díaz NE. Desarrollo de fluidos que potencien o favorezcan la osteointegración de los implantes ante distintas situaciones. Mozo-Grau S.A. 2017-Ongoing.

Management centre: FIBHULP

Clinical trials

Gil Garay E. Artroplastia total de cadera con el vástago femoral alteon™ Tapered Wedge de Exactech®. Type: EPA-SP.

HULP code: PI-2913. Sponsored's protocol code: CR14-001.

Sponsored by: Exactech International Operation AG. Signed date: 09/02/2018

Patents and trademarks

Fabilli M, Wilson C, Padilla F, Martín Saavedra FM, inventors; The regents of the University of Michigan, assignee. Ultrasound-triggerable agents for tissue engineering; PCT/US2013/044817, US2013/0330389; 2012 June 08.

González Carrasco JL, Benavente Castro R, Cifuentes Cuellar SC, Lieblich Rodríguez M, Olalde Graells B, Atorrasagasti Goyalde G, Argarate Madariaga N, Pacha Olivenza MA, Fernández Calderón MC, Saldaña Quero L, González Martín ML, Pérez Giraldo C, Gallardo Moreno AM, inventors; CSIC, Fundación Tecnalia Research & Innovation, FIBHULP, Universidad de Extremadura, Centro de Investigación Biomédica en Red (CIBER). Moldable, biodegradable, biocompatible and bioresorbable implant material, method for its preparation and uses thereof. P201530683; 2015 May 18.

Martín Saavedra FM, Vilaboia Díaz NE, Cebrián Hernando V, Arruebo Gordo M, Santamaría Ramiro J, Gómez Navascués L, inventors; FIBHULP, CIBER-BBN, Universidad de Zaragoza, assignees. Fibrin hydrogel with plasmonic nanoparticles; P201330894, PCT/ES2014/070484; 2013 June 14.

Vilaboia Díaz NE, Calzado Martín A, Crespo García L, Saldaña Quero L, Moreo Calvo P, Alastrué Vera V, inventors; FIBHULP, CIBER-BBN, assignees. Chamber device for dynamic cell culture on biomaterials; P201330040, PCT/ES2013/070819; 2013 January 16.

Vilaboia Díaz NE, González Carrasco JL, Multigner Domínguez M, Lieblich Rodríguez M, Muñoz Hernández M, Frutos Torres E, Saldaña Quero L, inventors; FIBHULP, CSIC, CIBER-BBN, Universidad Alfonso X El Sabio, assignees. Magnesium/polymer composite biomaterial for biomedical applications; P201030950, PCT/ES2011/070440; 2010 June 21.

Vilaboia Díaz NE, González Carrasco JL, Saldaña Quero L, Frutos Torres E, inventors; FIBHULP, CSIC, CIBER-BBN, assignees. Method to obtain a metallic-coated biomaterial; P201030949, PCT/ES2011/070400; 2010 June 21.

Voellmy R, Vilaboia Díaz NE, inventors; HSF Pharmaceuticals S.A., assignee. Inhibitors of heat shock factor 1 and uses thereof. US 62/495,501; 2016 September 16.

Voellmy R, Vilaboia Díaz NE. Inventors; HSF Pharmaceuticals SA. Assignees. Compounds that induce protein unfolding and a mitigated response thereto, and methods of use thereof. US 62/764,569. 2018 August 08

Voellmy R, Vilaboia Díaz NE. Inventors; HSF Pharmaceuticals SA. Assignees. Inhibitors of heat shock factors and uses thereof. US62/499,650. 2017 February 17



3.6 Surgery, Transplant and Health Technologies Area

Introduction 1

Executive summary 2

Information Groups by Area 3

3.1 Neuroscience Area

3.2 Cardiovascular Area

3.3 Infectious Diseases and Immunity Area

3.4 Large System Pathologies Area


3.5 Cancer and Human Molecular Genetics Area

3.6 Surgery, Transplant and Health Technologies Area

Associated Clinicians 4

Scientific Report

2016
2017
2018



Publications: 6 Impact Factor: 16.239 QI: 1

Cellular Engineering Group

- María Paz de Miguel González.** Investigadora Senior (Contrato Miguel Servet - I2). Jefe de Laboratorio. Hospital Universitario La Paz
- Marta Cadenas Martín.** Investigadora Predoctoral. Hospital Universitario La Paz
- María Pilar González-Peramato Gutiérrez.** Facultativo Especialista de Área en Anatomía Patológica. Hospital Universitario La Paz
- Adrián Moratilla Riofrío.** Ayudante de Laboratorio. Hospital Universitario La Paz
- Manuel Nistal Martín de Serrano.** Catedrático Departamento de Histología y Neurociencia. Facultativo de Medicina. Universidad Autónoma de Madrid
- Javier Francisco Regadera González.** Catedrático. Departamento de Histología y Neurociencia. Facultad de Medicina. Universidad Autónoma de Madrid

Strategic Objective

To ascertain the mechanisms responsible for converting a differentiated cell into a pluripotent cell and at the same time how these establish a relationship between cellular reprogramming and oncogenic transformation, in order to use divergent pathways governing these processes as clinical early diagnostic tools and therapeutic targets for clinical intervention.

To develop new cell therapy approaches in diverse organs transplants.

Research Lines

- Molecular mechanisms of cellular reprogramming in normal and neoplastic environments
- New techniques and therapies in transplants

Research Activity

Books and book chapters

- de Miguel MP, Alcaina Y, Sainz de la Maza D.** Primordial germ cell reprogramming. In: Ahmed RG. Germ Cell. Londres: IntechOpen publishing, 2018. p.43-72
- de Miguel MP, González-Peramato P, Nistal M.** Morphological bases of human Leydig cell dysfunction. In: M Estrada. Advances in testosterone action. Londres: IntechOpen publishing, 2018. p.1-23



3.6 Surgery, Transplant and Health Technologies Area

Introduction

1

Executive summary

2

Information Groups by Area

3

3.1 Neuroscience Area

3.2 Cardiovascular Area

3.3 Infectious Diseases and Immunity Area

3.4 Large System Pathologies Area

3.5 Cancer and Human Molecular Genetics Area

3.6 Surgery, Transplant and Health Technologies Area

Associated Clinicians

4

Scientific Report

2016
2017
2018

Publications

- Corvillo F, Aparicio V, López-Lera A, Garrido S, Araujo-Vilar D, de Miguel MP, López-Trascasa M. Autoantibodies against perilipin I as a cause of acquired generalized lipodystrophy. *Front Immunol.* 2018; 9: 2142. Article. IF: 4.716; Q2
- Mojena M, Povo-Retana A, González-Ramos S, Fernández-García V, Regadera J, Zazpe A, Artaiz I, Martín-Sanz P, Ledo F, Bosca L. Benzylamine and thenylamine derived drugs induce apoptosis and reduce proliferation, migration and metastasis formation in melanoma cells. *Front Oncol.* 2018; 8: 328. Article. IF: 4.137; Q2
- Jiménez-Heffernan JA, Muñoz-Hernández P, Velasco AC, Fraih AF, Cuesta J, González-Peramato P, Olivier-García C, Vicandi B. Fine needle aspiration cytology of the normal kidney: A cyto-histological and immunocytochemical correlation study. *Diagn Cytopathol.* 2018; 46(6): 482-8. Article. IF: 1.402; Q2
- Muñoz MIR, Cerezo VN, Reyes MD, Sánchez AV, González-Peramato P, Pereira PL, Urrutia MJM. Testicular tumours in children: Indications for testis-sparing surgery. *An Pediatr.* 2018; 88(5): 253-8. Article. IF: 1.166; Q3
- Rivas JG, Alonso-Dorrego JM, Carrión DM, Robalino MV, González-Peramato P. Pseudomyxoma peritonei: a case report and review of the literature. *Arch Esp Urol.* 2018; 71(2): 208-11. Article. IF: 0.335; Q4
- del Barrio JLA, El Zarif M, Azaar A, Makdissy N, Khalil C, Harb W, El Achkar I, Jawad ZA, de Miguel MP, Alio JL. Corneal stroma enhancement with decellularized stromal laminae with or without stem cell recellularization for advanced keratoconus. *Am J Ophthalmol.* 2018; 186: 47-58. Article. IF: 4.483; Q1

Public projects

de Miguel González MP. Contrato de estabilización (CP03/0007). ISCIII, CAM. 2004-2025.

Management centre: FIBHULP

Private projects

de Miguel González MP. Bio-ingeniería de tejido corneal para trasplante endotelial: desarrollo de láminas ultrafinas de cornea decelularizada colonizadas por endotelio corneal humano expandido en cultivo. Roche Farma S.A. 2016-Ongoing.

Management centre: FIBHULP

de Miguel González MP. Contribución de la modificación metabólica a la reprogramación celular y la transformación oncogénica. Fundación Domingo Martínez. 2017-Ongoing.

Management centre: FIBHULP

de Miguel González MP. Contribución de la modificación metabólica a la reprogramación celular y la transformación oncogénica. Fundación para la Investigación Biomédica Hospital Universitario La Paz. 2018-Ongoing.

Management centre: FIBHULP

de Miguel González MP. Evaluación histopatológica de la biointegración de diversos pigmentos minerales micronizados inyectados en el estroma corneal de 56 ojos de cerdo. Evaluación histopatológica de 11 corneas irradiadas con láser femtosegundo. Visum Corporación Oftalmológica. 2011-Ongoing.

Management centre: FIBHULP

de Miguel González MP. La terapia celular en la superficie ocular: función y aplicaciones biosustitutivas de las células madre adultas mesenquimales para la regeneración corneal. Fundació Marató TV3. 2012-Ongoing.

Management centre: FIBHULP

de Miguel González MP. Mecanismos moleculares implicados en la reprogramación celular por medio de modificación metabólica. Stakeholders. 2014-Ongoing.

Management centre: FIBHULP

de Miguel González MP. Prover del conocimiento técnico necesario para la implantación de láminas corneales decelularizadas y colonizadas o no con células madre mesenquimales derivadas de tejido adiposo para su uso en enfermedades corneales que involucren el estroma corneal. Optica General SARL. 2015-Ongoing.

Management centre: FIBHULP

Patents and trademarks

de Miguel González MP, Arnalich Montiel F, Royuela MM, inventors; FIBHULP, Fundación para la Investigación Biomédica del Hospital Universitario Ramón y Cajal, Universidad de Alcalá, assignees. Corneal endothelium injector; P201131222, PCT/ES2012/070543; 2011 July 18.



Introduction 1

Executive summary 2

Information Groups by Area 3

3.1 Neuroscience Area

3.2 Cardiovascular Area

3.3 Infectious Diseases and Immunity Area

3.4 Large System Pathologies Area

3.5 Cancer and Human Molecular Genetics Area

3.6 Surgery, Transplant and Health Technologies Area

Associated Clinicians 4

Scientific Report

2016
2017
2018



Publications: 8 Impact Factor: 27.441 QI: 3

Clinical Pharmacology Group

Jesús Frías Iniesta. Jefe de Servicio de Farmacología Clínica. Hospital Universitario La Paz. Catedrático. Facultad de Medicina. Universidad Autónoma de Madrid

Alberto Borobia Pérez. Facultativo Especialista de Área en Farmacología Clínica. Hospital Universitario La Paz

Antonio Javier Carcas Sansuán. Facultativo Especialista de Área en Farmacología Clínica. Hospital Universitario La Paz. Profesor Titular. Facultad de Medicina. Universidad Autónoma de Madrid

Alberto García Bartolomé. Investigador Postdoctoral. Hospital Universitario La Paz

José Carlos Martínez Ávila. Investigador Postdoctoral. Hospital Universitario La Paz

Elena Ramírez García. Facultativo Especialista de Área en Farmacología Clínica. Hospital Universitario La Paz

Hoi Yan Tong. Responsable de Farmacovigilancia. Hospital Universitario La Paz

Strategic Objective

Clinical pharmacology, as a scientific and professional discipline, has the objective of achieving an effective, efficacious and efficient use of drugs, at both the individual and group level. This means that Clinical Pharmacology is a cross-sectional discipline that must establish collaborations with numerous other disciplines and health professionals.

In this context and in the field of clinical research, the interests of our group are focused on two fundamental aspects:

1. Customisation of drug treatments: research and development of techniques and methods that individualise the use of drugs, improve their efficacy and reduce their risks.
2. The improvement of treatment by obtaining high quality evidence on the efficacy of clinical trials, strategies of identification, evaluation and prevention of adverse reactions to medication (pharmacovigilance programmes) and evaluation of the suitability of their use and effectiveness (studies on the use of medication).

Research Lines

- Therapeutic drug monitoring (TDM) - Development of individualised therapeutic drug monitoring programmes and pharmacogenetics
- Getting quality evidences for the establishment of drug efficacy, safety and adequate use of medicines in humans



3.6 Surgery, Transplant and Health Technologies Area

Introduction 1

Executive summary 2

Information Groups by Area 3

3.1 Neuroscience Area

3.2 Cardiovascular Area

3.3 Infectious Diseases and Immunity Area

3.4 Large System Pathologies Area

3.5 Cancer and Human Molecular Genetics Area

3.6 Surgery, Transplant and Health Technologies Area

Associated Clinicians 4

Scientific Report

2016
2017
2018

Research Activity

Publications

- Almeida-Paulo GN, García ID, Lubomirov R, Borobia AM, Alonso-Sánchez NL, Espinosa L, Carcas-Sansuán AJ. Weight of ABCB1 and POR genes on oral tacrolimus exposure in CYP3A5 non-expressor pediatric patients with stable kidney transplant. *Pharmacogenomics J.* 2018; 18(1): 180-6. Article. IF: 3.503; Q2
- Borobia AM, Dapia I, Tong HY, Arias P, Muñoz M, Tenorio J, Hernández R, García IG, Gordo G, Ramírez E, Frías J, Lapunzina P, Carcas AJ. Clinical implementation of pharmacogenetic testing in a hospital of the Spanish National Health System: Strategy and experience over 3 years. *CTS-Clin Transl Sci.* 2018; 11(2): 189-99. Article. IF: 3.989; Q2
- Cabañas R, Calderón O, Ramírez E, Fianor A, Caballero T, Heredia R, Herranz P, Madero R, Quirice S, Bellón T. Sensitivity and specificity of the lymphocyte transformation test in drug reaction with eosinophilia and systemic symptoms causality assessment. *Clin Exp Allergy.* 2018; 48(3): 325-33. Article. IF: 4.471; Q2
- Koller D, Belmonte C, Lubomirov R, Saiz-Rodríguez M, Zubiaur P, Román M, Ochoa D, Carcas A, Wojnicz A, Abad-Santos F. Effects of aripiprazole on pupillometric parameters related to pharmacokinetics and pharmacogenetics after single oral administration to healthy subjects. *J Psychopharmacol.* 2018; 32(11): 1212. Article. IF: 4.221; Q1
- Martínez-Ávila JC, García-Bartolome A, García I, Dapia I, Tong HY, Díaz L, Guerra P, Frías J, Sansuán AJ, Borobia AM. Pharmacometabolomics applied to zonisamide pharmacokinetic parameter prediction. *Metabolomics.* 2018; 14(5): 70. Article. IF: 3.167; Q2
- Ramírez E, Martín A, Villán Y, Lorente M, Ojeda J, Moro M, Vara C, Avenza M, Domingo MJ, Alonso P, Asensio MJ, Blázquez JA, Hernández R, Frías J, Frank A. Effectiveness and limitations of an incident-reporting system analyzed by local clinical safety leaders in a tertiary hospital: Prospective evaluation through real-time observations of patient safety incidents. *Medicine.* 2018; 97(38): e12509. Article. IF: 1.87; Q2
- Rodríguez-Martín S, Martín-Merino E, Lerma V, Rodríguez-Miguel A, González O, González-Herrada C, Ramírez E, Bellón T, de Abajo FJ. Active surveillance of severe cutaneous adverse reactions: A case-population approach using a registry and a health care database. *Pharmacoepidem Dr S.* 2018; 27(9): 1042-50. Article. IF: 2.87; Q1
- Romo RM, Pérez AMB, Muñoz MA, Cardona CC, Mora JC, Sansuán AJC. Efficient diagnosis and treatment of acute paracetamol poisoning: cost-effectiveness analysis of approaches based on a hospital toxicovigilance program. *Emergencias.* 2018; 30(3): 169-76. Article. IF: 3.35; Q1

Public projects

Carcas Sansuán A. Optimización cinética-dinámica de la dosificación de amikacina en pacientes en hemodiálisis convencional: ensayo clínico aleatorizado de dos pautas de administración (PI13/01530). ISCIII. 2014-2018.

Management centre: FIBHULP

Frías Iniesta J. Desarrollo de especialidades farmacéuticas genéricas antivirales para el tratamiento de hepatitis B y VIH (RTC-2015-4250-1). MINECO. 2015-2018.

Management centre: UAM

Frías Iniesta J. Plataforma de Unidades de Investigación Clínica y Ensayos Clínicos (PT13/0002/0015). ISCIII. 2014-2018.

Management centre: FIBHULP

Frías Iniesta J. Plataforma de Unidades de Investigación Clínica y Ensayos Clínicos (PT17/0017/0013). ISCIII. 2018-2020.

Management centre: FIBHULP

García Bartolomé A. Contrato postdoctoral (PEJD-2016/SAL-3247). CM. 2017-2019.

Management centre: FIBHULP

Private projects

Borobia Pérez A. Puesta en marcha y realización del ensayo clínico-Proyecto Acanto y Proyecto Facet. Fundación para la Investigación Biomédica Hospital Universitario de Getafe. 2018-Ongoing.

Management centre: FIBHULP

Borobia Pérez A. Registro de pacientes atendidos en la Unidad de Farmacogenética del Hospital La Paz y análisis de la actividad realizada desde su creación. Stakeholders. 2017-Ongoing.

Management centre: FIBHULP

Borobia Pérez A. Tareas necesarias para la puesta en marcha y realización del ensayo clínico Treatment of high grade non-muscle invasive urothelial carcinoma of the bladder by standard number and dose of intravesical bcg instillations versus reduced number of intravesical instillations with standard dose of bcg, a european association of urology research foundation randomised phase III clinical trial - Nimbus. Fundación para la Investigación de la Asociación Europea de Urología. 2017-Ongoing.

Management centre: FIBHULP

Borobia Pérez A. Tareas necesarias para la puesta en marcha y realización del estudio observacional Estudio de evaluación y manejo del dolor agudo en servicios de urgencias hospitalarias e intervención educativa: Estudio Edurg17. Laboratorio Menarini S.A. 2018-Ongoing.

Management centre: FIBHULP

Frías Iniesta J. Unidad Clínica de Investigación y Control de Ensayos Clínicos. Ferring, S.A.U. 2011-Ongoing.

Management centre: FIBHULP



3.6 Surgery, Transplant and Health Technologies Area



Introduction

1

Executive summary

2

Information Groups by Area

3

3.1 Neuroscience Area

3.2 Cardiovascular Area

3.3 Infectious Diseases and Immunity Area

3.4 Large System Pathologies Area

3.5 Cancer and Human Molecular Genetics Area

3.6 Surgery, Transplant and Health Technologies Area

Associated Clinicians

4

Scientific Report

2016
2017
2018

Ramírez García E. Estudio farmacoepidemiológico para evaluar los eventos tromboembólicos de las inmunoglobulinas inespecíficas. Características diferenciales de los eventos arteriales y venosos. Terumo BCT Europe N.V. 2013-Ongoing.

Management centre: FIBHULP

Clinical trials

Borobia Pérez A. Ensayo clínico, piloto, doble ciego, aleatorizado, controlado con placebo para evaluar la eficacia comparada de Ibuprofeno combinado con diferentes dosis de Tramadol y Tramadol 100 mg por vía intravenosa en pacientes con dolor moderado a intenso tras cirugía. Type: Clinical Trial, phase III.

HULP code: 5080. Sponsored's protocol code: FMLD-FEBETRADI-PILOT-43. Sponsored by: Farmalider S.A. Signed date: 01/08/2018

Patents and trademarks

Carcas Sansuán AJ, author; Carcas Sansuán AJ, assignee. Brand name: IBJ IberoAmerican Journals. ESM 3.063.048; 2013 February 12.



Carcas Sansuán AJ, author; Carcas Sansuán AJ, assignee. Brand name: IberoAmerican Journals Plus. ESM 3.063.052; 2013 February 12.



Carcas Sansuán AJ, author; Carcas Sansuán AJ, assignee. Brand name: IberoAmerican Journals Clinical Pharmacology. ESM 3.063.053; 2013 February 12.



Carcas Sansuán AJ, author; Carcas Sansuán AJ, assignee. Brand name: IberoAmerican Journals Medicine. ESM 3.063.049; 2013 February 12.




Lapunzina Badía P, Borobia Pérez AM, Carcas Sansuán AJ, Tenorio Castaño JA, Arias Lajara P, Lubomirov Jristov R, authors; FIBHULP, UAM, assignees. Brand name: PharmArray. USM 86.004.412, CM 11.608.403; 2013 July 08, 2013 February 27.



Herrero Ambrosio A, Ramírez García E, Ojeda Feo JJ, Pérez Rodríguez J, Asensio Martín MJ, González Sánchez ML, Moro Agud M, Lorente Romeo M, López Nieto M, Gómez Rioja R, authors; FIBHULP, assignee. Brand name: SINOIRES. CM 13.080.056; 2014 July 14.



Carcas Sansuán AJ, Borobia Pérez AM, authors; FIBHULP, assignee. Brand name: CRDataX. CM 13.681.614; 2015 May 28.



Lapunzina Badía PD, Borobia Pérez AM, Carcas Sansuán AJ, Tenorio Castaño JA, Arias Lajara P, Frías Iniesta J, Dapia García I, Muñoz M, authors; FIBHULP, UAM, assignees. Brand name: ClinPharmarray. CM15489511; 2016 May 31, 2016 September 07.





3.6 Surgery, Transplant and Health Technologies Area

Introduction

1

Executive summary

2

Information Groups by Area

3

3.1 Neuroscience Area

3.2 Cardiovascular Area

3.3 Infectious Diseases and Immunity Area

3.4 Large System Pathologies Area

3.5 Cancer and Human Molecular Genetics Area

3.6 Surgery, Transplant and Health Technologies Area

Associated Clinicians

4

Scientific Report

2016
2017
2018



Publications: **28** Impact Factor: **40.4** QI: **3**

Osteoarticular Surgery Research–GICOA Group

Enrique Gómez Barrena. Jefe de Sección de Cirugía Ortopédica y Traumatología. Hospital Universitario La Paz. Catedrático de Cirugía Ortopédica y Traumatología. Facultad de Medicina. Universidad Autónoma de Madrid

Samuel Antuña Antuña. Jefe de Sección en Cirugía Ortopédica y Traumatología. Hospital Universitario La Paz. Profesor Asociado en Cirugía Ortopédica y Traumatología. Facultad de Medicina. Universidad Autónoma de Madrid

Raúl Barco Laakso. Facultativo Especialista de Área en Cirugía Ortopédica y Traumatología. Hospital Universitario La Paz

Ana Cruz Pardos. Jefe de Sección en Cirugía Ortopédica y Traumatología. Hospital Universitario La Paz

Marta Domínguez García-Simón. Enfermera Coordinadora de Ensayos Clínicos. Universidad Autónoma de Madrid

Eduardo García Rey. Facultativo Especialista de Área en Cirugía Ortopédica y Traumatología. Hospital Universitario La Paz. Profesor Asociado en Cirugía Ortopédica y Traumatología. Facultad de Medicina. Universidad Autónoma de Madrid

Carlos Agustín Hernández Gil. Facultativo Especialista de Área en Cirugía Ortopédica y Traumatología. Hospital Universitario La Paz

Norma Griset Padilla Eguiluz. Investigadora Predoctoral. Universidad Autónoma de Madrid

Carlos Emérito Rodríguez Merchán. Jefe de Sección de Cirugía Ortopédica y Traumatología. Hospital Universitario La Paz

Juan Carlos Rubio Suárez. Jefe de Sección en Cirugía Ortopédica y Traumatología. Hospital Universitario La Paz

Pablo Hernández Esteban. Facultativo Especialista de Área en Cirugía Ortopédica y Traumatología. Hospital Universitario La Paz

Strategic Objective

Orthopaedic implant studies are required to assess the results of implants, detect the causes of failure, and deepen our understanding of the prevention and solution of these failures. The medical, social, and economic relevance of orthopaedic implants, and their influence on quality of life, place this technology in the centre of translational research in orthopaedic surgery. Reconstruction based on biological strategies and biomaterials is rapidly evolving, and cutting edge research on these topics may offer an advantage in clinical translational research. The group has also developed studies on sports medicine and ligament reconstruction, with various



3.6 Surgery, Transplant and Health Technologies Area

Introduction 1

Executive summary 2

Information Groups by Area 3

3.1 Neuroscience Area

3.2 Cardiovascular Area

3.3 Infectious Diseases and Immunity Area

3.4 Large System Pathologies Area

3.5 Cancer and Human Molecular Genetics Area

3.6 Surgery, Transplant and Health Technologies Area

Associated Clinicians 4

Scientific Report

2016
2017
2018

outcome approaches and devices that may enhance surgical results. In this context, a multidisciplinary clinical and basic research group on orthopaedic surgery deepens our understanding of a wide variety of current research topics in the field and provides further progress towards clinical translation.

In order to contribute to new advances in the field, our main clinical and experimental objectives are addressed by a joint research line that covers issues related to bone and joint reconstruction. These issues include the following:

- Failed hip and knee prostheses, including the material, biological, and clinical mechanisms of failure. This research may lead to proposals for materials and design modifications in orthopaedic implants and reconstructive devices and techniques. Functional recovery of the patient is the ultimate goal, considering various scenarios from an experimental and clinical point of view.
- Regenerative medicine approaches to bone and joint reconstruction, to generate preclinical and clinical proposals for bone and joint regeneration and repair, both in traumatic and non-traumatic bone and soft-tissue injuries.

Research Lines

- Clinical and basic research in Orthopaedics implants, and in bone and joint reconstruction

Research Activity

Publications

- Cordero-Ampuero J, García-Rey E, García-Cimbrelo E. Proximal femoral bone regeneration after an uncemented hydroxyapatite-coated long-stem in revision Hip Surgery. *Open Orthop J*. 2018; 12: 125-33. Article. Not Indexed
- Dale TM, Saucedo JM, Rodríguez-Merchán EC. Total elbow arthroplasty in haemophilia. *Haemophilia*. 2018; 24(4): 548-56. Review. IF: 3.59; Q2
- de la Corte-Rodríguez H, Rodríguez-Merchán EC, Álvarez-Román MT, Martín-Salces M, Martínoli C, Jiménez-Yuste V. The value of HEAD-US system in detecting subclinical abnormalities in joints of patients with hemophilia. *Expert Rev Hematol*. 2018; 11(3): 253-61. Review. IF: 2.505; Q3
- de la Corte-Rodríguez H, Rodríguez-Merchán EC, Jiménez-Yuste V. Point-of-care ultrasonography in orthopedic management of hemophilia: Multiple uses of an effective tool. *HSS J*. 2018; 14(3): 307-13. Review. Not Indexed
- Encinas-Ullán CA, Rodríguez-Merchán EC. Isolated medial collateral ligament tears: an update on management. *Efort Open Rev*. 2018; 3(7): 398-407. Article. Not Indexed
- Escobar MA, Brewer A, Caviglia H, Forsyth A, Jiménez-Yuste V, Laudénbach L, Lobet S, McLaughlin P, Oyesiku JOO, Rodríguez-Merchán EC, Shapiro A, Solimeno LP. Recommendations on multidisciplinary management of elective surgery in people with haemophilia. *Haemophilia*. 2018; 24(5): 693-702. Review. IF: 3.59; Q2

disciplinary management of elective surgery in people with haemophilia. *Haemophilia*. 2018; 24(5): 693-702. Review. IF: 3.59; Q2

- Gómez-Barrena E, Padilla-Eguiluz NG, Avendano-Sola C, Payares-Herrera C, Velasco-Iglesias A, Torres F, Rosset P, Gebhard F, Baldini N, Rubio-Suárez JC, García-Rey E, Cordero-Ampuero J, Vaquero-Martín J, Chana F, Marco F, García-Coiradas J, Caba-Dessoux P, de la Cuadra P, Hernigou P, Flouzat-Lachaniette CH, Gouin F, Mainard D, Laffosse JM, Kalbitz M, Marzi I, Sudkamp N, Stockle U, Ciapetti G, Donati DM, Zagra L, Pazzaglia U, Zarattini G, Capanna R, Catani F.A Multicentric, open-label, randomized, comparative clinical trial of two different doses of expanded hBM-MSCs plus biomaterial versus iliac crest autograft, for bone healing in nonunions after long bone fractures: Study protocol. *Stem Cells Int*. 2018; 6025918. Article. IF: 3.902; Q2
- López-Franco M, Gómez-Barrena E. Cellular and molecular meniscal changes in the degenerative knee: a review. *J Exp Orthop*. 2018; 5(1): 11. Review. Not Indexed
- Rodríguez-Merchán EC, García-Ramos JA, Padilla-Eguiluz NG, Gómez-Barrena E. Arthroscopic partial meniscectomy for painful degenerative meniscal tears in the presence of knee osteoarthritis in patients older than 50 years of age: Predictors of an early (1 to 5 years) total knee replacement. *Arch Bone Jt Surg*. 2018; 6(3): 203-11. Article. Not Indexed
- Rodríguez-Merchán EC, Gómez-Cardero P. Unicompartmental knee arthroplasty: current indications, technical issues and results. *Efort Open Rev*. 2018; 3(6): 363-73. Article. Not Indexed
- Rodríguez-Merchán EC, Valentino LA. Joint lavage followed by intra-articular injection of hyaluronic acid and/or corticosteroids in patients with severe hemophilic arthropathy of the knee: Is this intervention really effective? *Expert Rev Hematol*. 2018; 11(6): 449-54. Review. IF: 2.505; Q3
- Rodríguez-Merchán EC. Does a previous high tibial osteotomy (HTO) influence the long-term function or survival of a total knee arthroplasty (TKA)? *Arch Bone Jt Surg*. 2018; 6(1): 19-22. Review. Not Indexed
- Rodríguez-Merchán EC. Hemophilic arthropathy: current treatment challenges and future prospects. *Expert Opin Orphan Drugs*. 2018; 6(8): 477-83. Article. IF: 0.763; Q4
- Rodríguez-Merchán EC. Intra-articular corticosteroid injections in hemophilic arthropathy: are they recommended? *Hosp Pract (1995)*. 2018; 46(1): 43556. Review. Not Indexed
- Rodríguez-Merchán EC. Preoperative Aspiration Culture (PAC) for the diagnosis of infection in a prosthetic knee joint. *Arch Bone Jt Surg*. 2018; 6(5): 342-5. Review. Not Indexed
- Rodríguez-Merchán EC. Response to: missing angiogenic factors in hemophilic arthropathy. *Expert Rev Hematol*. 2018; 11(1): 3. Letter. IF: 2.505; Q3
- Rodríguez-Merchán EC. Single local infiltration analgesia (LIA) AIDS early pain management after total knee replacement (TKR): An evidence-based review and commentary. *HSS J*. 2018; 14(1): 47-9. Review. Not Indexed
- Rodríguez-Merchán EC. The importance of smoking in orthopedic surgery. *Hosp Pract (1995)*. 2018; 46(4): 175-82. Review. Not Indexed
- Rodríguez-Merchán EC. Topical therapies for knee osteoarthritis. *Postgrad Med*. 2018; 130(7): 607-12. Review. IF: 2.237; Q2
- Rodríguez-Merchán EC. Treatment of chronic articular pain in adult people with hemophilia. *Cardiovasc Hematol Disord Drug Targets*. 2018; 18(3): 182-6. Review. Not Indexed



3.6 Surgery, Transplant and Health Technologies Area

Introduction

1

Executive summary

2

Information Groups by Area

3

3.1 Neuroscience Area

3.2 Cardiovascular Area

3.3 Infectious Diseases and Immunity Area

3.4 Large System Pathologies Area

3.5 Cancer and Human Molecular Genetics Area

3.6 Surgery, Transplant and Health Technologies Area

Associated Clinicians

4

Scientific Report

2016
2017
2018

- Rodríguez-Merchán EC. Treatment of musculo-skeletal pain in haemophilia. *Blood Rev.* 2018; 32(2): 116-21. Review. IF: 6.125; Q1
- Rodríguez-Merchán EC. What's net in gene therapy of hemophilia. *Curr Gene Ther.* 2018; 18(2): 107-14. Review. IF: 2.218; Q3
- Rodríguez-Merchán EC. What's new in orthopedic surgery for people with hemophilia. *Arch Bone Jt Surg.* 2018 ;6(3): 157-60. Editorial Material. Not Indexed
- Román-Belmonte JM, de la Corte-Rodríguez H, Rodríguez-Merchán EC. How blockchain technology can change medicine. *Postgrad Med.* 2018; 130(4): 420-7. Review. IF: 2.237; Q2
- Rubio-Suárez JC, Carbonell-Escobar R, Rodríguez-Merchán EC, Ibarzábal-Gil A, Gil-Garay E. Fractures of the tibial pilon treated by open reduction and internal fixation (locking compression plate-less invasive stabilising system): Complications and sequelae. *Injury.* 2018; 49:S60-4. Article. IF: 1.834; Q2
- Vaquero-Picado A, de Armas JN, Antuña S, Barco R. Morphometry of the radiocapitellar joint: is humeral condyle diameter a reliable predictor of the size of the radial head prosthesis? *J Shoulder Elb Surg.* 2018; 27(6): 1092-6. Article. IF: 2.865; Q1
- Vaquero-Picador A, Rodríguez-Merchán EC. Arthroscopic repair of the meniscus: surgical management and clinical outcomes. *Efort Open Rev.* 2018; 3(11): 584-94. Article. Not Indexed
- White CJ, Palmer AJR, Rodríguez-Merchán EC. External fixation vs intramedullary nailing for knee arthrodesis after failed infected total knee arthroplasty: A systematic review and meta-analysis. *J Arthroplasty.* 2018; 33(4): 1288-95. Review. IF: 3.524; Q1

Public projects

Gómez Barrena E. ORTHO-3: Uso de células mesenquimales de donante expandidas para la regeneración ósea en osteonecrosis de cabeza femoral desarrollada tras trasplante de médula ósea (PI17/01844). ISCIII. 2018-2020.

Management centre: FIBHULP

Private projects

Barco Laakso R. Morfología radiocapitelar - un estudio anatómico. Acumed Llc. 2018-Ongoing.

Management centre: FIBHULP

Barco Laakso R. Artoplastia de cabeza radial anatómica versus espaciador de metal de vástago liso para traumatismo de codo. Medical Simulator S.L. 2018-Ongoing.

Management centre: FIBHULP

Antuña Antuña S. Convenio para un proyecto de investigación. Sociedad Española de Cirugía Ortopédica y Traumatología. 2008-Ongoing.

Management centre: FIBHULP

Barco Laakso R. Terapia celular con células troncales derivadas del tejido adiposo

(ASC) para mejorar el proceso de reparación en suturas tendinosas. Unión tendón-hueso (roturas del manguito rotador); unión tendón-músculo (roturas del tendón de aquiles). Sociedad Española de Cirugía Ortopédica y Traumatología. 2009-Ongoing.

Management centre: FIBHULP

Antuña Antuña S. Terapia celular con células troncales del tejido adiposo en roturas del manguito rotador. Medcomtech S.A. 2015-Ongoing.

Management centre: FIBHULP

International projects

Gómez Barrena E. ORTHOpedic randomized clinical trial with expanded bone marrow MSC and bioceramics versus autograft in long bone nonUNIONS (ORTHOUNION). UE. 2017-2021.

Management centre: FIBHULP

Clinical trials

Gómez Barrena E. Estudio prospectivo, multicéntrico para evaluar la eficacia y la seguridad de una inyección única de Hialuronato Sódico en pacientes con artrosis de rodilla. Type: Estudios, fase Producto Sanitario.

HULP code: 5175. Sponsored's protocol code: TM-SH2%/301.

Sponsored by: Tedec-Meiji Farma, S.A. Signed date: 24/09/2018

Gómez Barrena E. Evaluation of safety, feasibility and preliminary efficacy of MSCS from third party donors in the treatment of patients with osteonecrosis of the femoral head after allogeneic stem cell transplantation. Type: Clinical Trial, phase II.

HULP code: 5016. Sponsored's protocol code: ALOFEM.

Sponsored by: Fundación Para La Investigación Biomédica Hospital Universitario La Paz. Signed date: 19/12/2018

Gómez Barrena E. Ensayo clínico fase II para evaluar el efecto del HC-SVT-1001 (células mesenquimales troncales adultas autólogas de tejido adiposo expandidas e incluidas en biomaterial de fosfato tricálcico) en el tratamiento quirúrgico de pseudoartrosis atróficas de huesos largos. Type: Clinical Trial, phase II.

HULP code: Anexo-III 4278. Sponsored's protocol code: STEMQUIRI/12ES01.

Sponsored by: Salvat S.A. Signed date: 22/06/2018

Gómez Barrena E. A post-market domestic (US) and international data collection to assess the Optetrak® knee system. Type: EPA-SP.

HULP code: PI-3335. Sponsored's protocol code: CR5-007.

Sponsored by: Exactech International Operation AG. Signed date: 30/10/2018

Rubio Suárez JC. Fracturas extracapsulares del tercio proximal de fémur con ines-



3.6 Surgery, Transplant and Health Technologies Area

Introduction 1

Executive summary 2

Information Groups by Area 3

3.1 Neuroscience Area

3.2 Cardiovascular Area

3.3 Infectious Diseases and Immunity Area

3.4 Large System Pathologies Area

3.5 Cancer and Human Molecular Genetics Area

3.6 Surgery, Transplant and Health Technologies Area

Associated Clinicians 4

Scientific Report

2016
2017
2018

tabilidad rotacional. Estudio comparativo de la eficiencia de diferentes sistemas para incrementar la estabilidad. Type: Producto Sanitario.

HULP code: PI-3134. Sponsored's protocol code: ICSCYL-HURH-GAMMAUb.

Sponsored by: Fundación Instituto de Estudios de Ciencias de la Salud de Castilla y León. Signed date: 08/05/2018

Patents and trademarks

Arenas Vara MA, Conde del Campo A, De Damborenea González JJ, Matykina E, Esteban Moreno J, Gómez Barrena E, Pérez-Jorge Peremarch C, Pérez Tanoira R, inventors; CSIC, Instituto de Investigación Sanitaria Fundación Jiménez Díaz, assignees. Titanium materials anodised with fluorine. P201030720, PCT/ES2011/070342; 2010 May 14





3.6 Surgery, Transplant and Health Technologies Area

Introduction 1

Executive summary 2

Information Groups by Area 3

3.1 Neuroscience Area

3.2 Cardiovascular Area

3.3 Infectious Diseases and Immunity Area

3.4 Large System Pathologies Area

3.5 Cancer and Human Molecular Genetics Area

3.6 Surgery, Transplant and Health Technologies Area

Associated Clinicians 4

Scientific Report

2016
2017
2018



Reconstructive and Regenerative Research Group

Luis Landín Jarillo. Facultativo Especialista de Área en Cirugía Plástica. Hospital Universitario La Paz

Sergio Álvarez García-Peñuela. Médico Interno Residente en Cirugía Plástica y Reparadora. Hospital Universitario La Paz

Jorge Bonastre Juliá. Facultativo Especialista de Área en Cirugía Plástica. Hospital Universitario La Paz

Elena Bravo Brañas. Facultativo Especialista de Área en Cirugía Plástica. Hospital Universitario La Paz

César Casado Sánchez. Facultativo Especialista de Área en Cirugía Plástica. Hospital Universitario La Paz

Marta García Redondo. Investigadora Postdoctoral. Hospital Universitario La Paz

Álvaro González Miranda. Facultativo Especialista de Área en Cirugía Plástica. Hospital Universitario La Paz

Carmen Iglesias Urraca. Facultativo Especialista de Área en Cirugía Plástica. Hospital Universitario La Paz

José Ramón Martínez Méndez. Facultativo Especialista de Área en Cirugía Plástica. Hospital Universitario La Paz

Strategic Objective

The objective of the Reconstructive and Regenerative Translational Research Group is to apply knowledge in basic science to improve health in a clinical context through research techniques, focusing on the treatment and functional improve-

ment of patients presenting oncological, traumatic, and congenital or burns that limit autonomy of the patients.

Research Lines

- Research in Regenerative Medicine
- Research in alterations of the healing processes
- Research on burned
- Research in post-oncological reconstruction
- Research on posttraumatic reconstruction
- Research in transplants

Research Activity

Books and book chapters

Landín L. Trasplante facial. In: **Casado Sánchez C, Leyva Rodríguez F.** Manual de cirugía Vasculo-Nerviosa. Madrid: Tebar Flores, 2018.



3.6 Surgery, Transplant and Health Technologies Area

Introduction 1

Executive summary 2

Information Groups by Area 3

3.1 Neuroscience Area

3.2 Cardiovascular Area

3.3 Infectious Diseases and Immunity Area

3.4 Large System Pathologies Area

3.5 Cancer and Human Molecular Genetics Area

3.6 Surgery, Transplant and Health Technologies Area

Associated Clinicians 4

Scientific Report

2016
2017
2018

- Casado C.** Ergonomía y buenos hábitos quirúrgicos. In: Casado Sánchez C, Leyva Rodríguez F. Manual de cirugía Vasculo-Nerviosa. Madrid:Tebar Flores, 2018.
- Casado C.** Microcirugía y Cirugía Plástica. Generalidades. In: Casado Sánchez C, Leyva Rodríguez F. Manual de cirugía Vasculo-Nerviosa. Madrid:Tebar Flores, 2018.
- Casado C.** Reconstrucción de miembro superior. In: Casado Sánchez C, Leyva Rodríguez F. Manual de cirugía Vasculo-Nerviosa. Madrid:Tebar Flores, 2018.

Private projects

Landín Jarillo L. Protocolo de inmunosupresión reducida tras condicionamiento con precursores hematopoyéticos en trasplante de tejidos compuesto. Cortes. 2015-Ongoing.

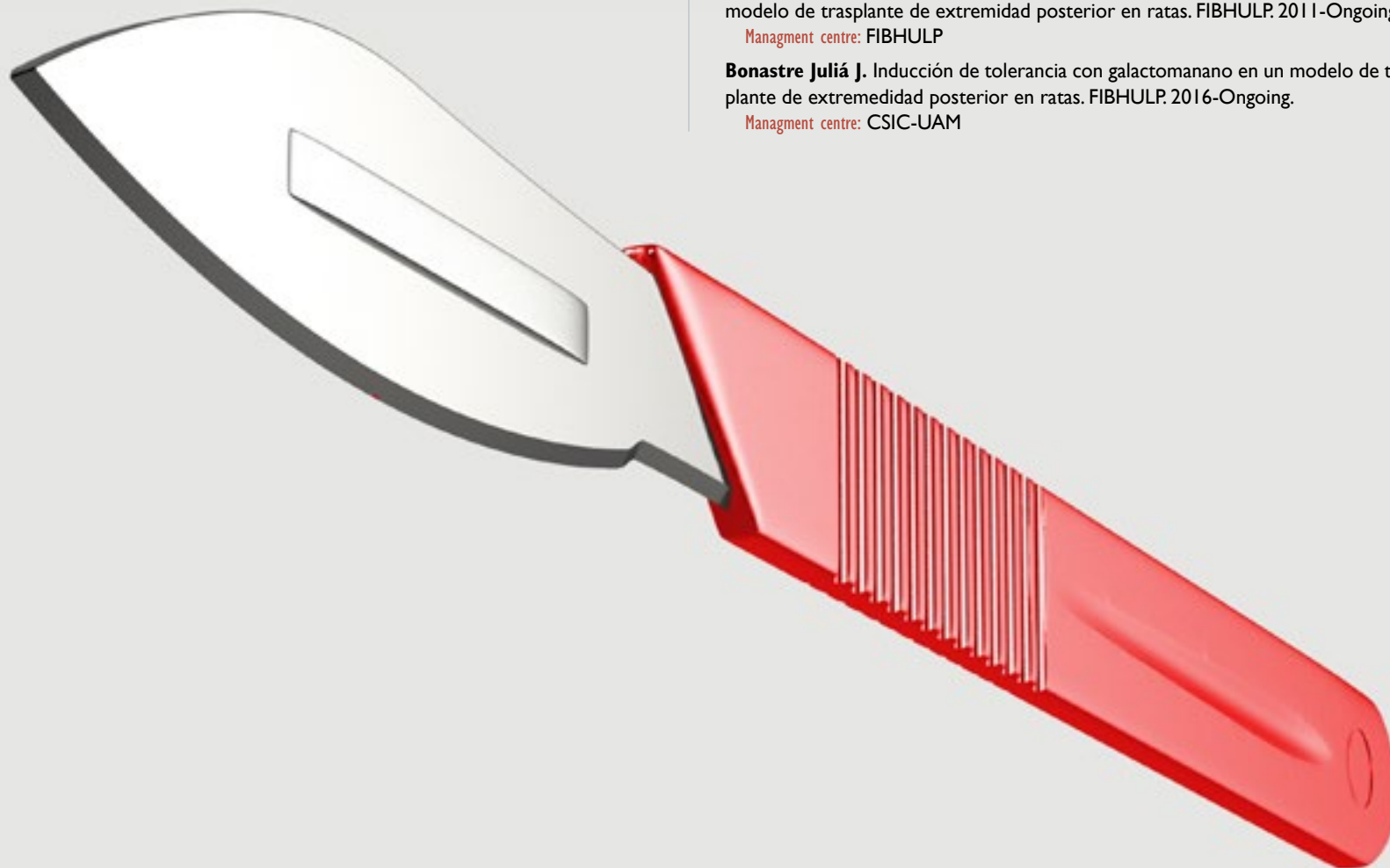
Management centre: FIBHULP

Landín Jarillo L. Efecto de la preservación en frío sobre el rechazo crónico en el modelo de trasplante de extremidad posterior en ratas. FIBHULP. 2011-Ongoing.

Management centre: FIBHULP

Bonastre Juliá J. Inducción de tolerancia con galactomanano en un modelo de trasplante de extremidad posterior en ratas. FIBHULP. 2016-Ongoing.

Management centre: CSIC-UAM





Introduction 1

Executive summary 2

Information Groups by Area 3

3.1 Neuroscience Area

3.2 Cardiovascular Area

3.3 Infectious Diseases and Immunity Area

3.4 Large System Pathologies Area

3.5 Cancer and Human Molecular Genetics Area

3.6 Surgery, Transplant and Health Technologies Area

Associated Clinicians 4

Scientific Report

2016
2017
2018



Publications: 18 Impact Factor: 25.572 QI: 2

Transplant Group

Francisco Hernández Oliveros. Facultativo Especialista de Área en Cirugía Pediátrica. Hospital Universitario La Paz

Virginia Amesty Morello. Facultativo Especialista de Área en Cirugía Pediátrica. Hospital Universitario La Paz

Ane Miren Andrés Moreno. Facultativo Especialista de Área en Cirugía Pediátrica. Hospital Universitario La Paz. Pediátrica Profesor Asociado. Universidad Autónoma de Madrid

Carlos Andrés de la Torre Ramos. Facultativo Especialista de Área en Cirugía Pediátrica. Hospital Universitario La Paz

Nidia de Montserrat Arreola Gutiérrez. Investigadora Predoctoral. Hospital Universitario La Paz

Jesús Carlos de Vicente Sánchez. Facultativo Especialista de Área en Anestesiología. Hospital Universitario La Paz

María Isabel del Barrio Gómez de Agüero. Jefe de Sección de Neumología Pediátrica. Hospital Universitario La Paz

Álvaro Gonzalez Rocafort. Facultativo Especialista de Área del Servicio de Cirugía Cardiovascular Infantil. Hospital Universitario La Paz

Manuel Molina Arias. Médico Adjunto en Gastroenterología y Nutrición Infantil. Hospital Universitario La Paz

Rodrigo Papa Gobbi. Investigador Postdoctoral. Hospital Universitario La Paz

María Jesús Pascau González Garzón. Supervisora de la Unidad de Trasplante Pediátrico. Hospital Universitario La Paz

Antonio Pérez Ferrer. Facultativo Especialista de Área en el servicio de Anestesiología y Reanimación. Hospital Universitario La Paz. Profesor Colaborador. Universidad Autónoma de Madrid

Esther Ramos Boluda. Facultativo Especialista de Área en Servicio de Gastroenterología y Nutrición Pediátrica. Hospital Universitario La Paz

Fernando Reinoso Barbero. Jefe de Servicio de Anestesia, Reanimación y Dolor Infantil. Hospital Universitario La Paz

Strategic Objective

- To establish a reliable model of multivisceral transplantation in rodents.
- To establish the intestinal transplant model in mice, this objective is meant to take advantage of the immunological reactive panel available in mice, wider than this in rats.
- To establish an experimental model of organ perfusion aiming to perform studies in CCD donor organs and ischemia reperfusion phenomena.



3.6 Surgery, Transplant and Health Technologies Area

Introduction 1

Executive summary 2

Information Groups by Area 3

3.1 Neuroscience Area

3.2 Cardiovascular Area

3.3 Infectious Diseases and Immunity Area

3.4 Large System Pathologies Area

3.5 Cancer and Human Molecular Genetics Area

3.6 Surgery, Transplant and Health Technologies Area

Associated Clinicians 4

Scientific Report

2016
2017
2018

- d. To develop safe and effective techniques of blood-saving in our practice.
- e. To establish guidelines for the transition from child to adult life in transplanted children.

Research Lines

- Experimental models in solid organ transplantation including cellular therapy
- Clinical research in paediatric solid organ transplantation
- Health related quality of life of transplanted patients
- Graft optimization strategies
- Blood-saving techniques in solid organ transplantation
- Intestinal barrier failure in children undergoing transplantation (SOT/HSCP)
- Prothrombotic states in transplanted patients
- Antibiotics optimization program in transplanted children

Research Activity

Doctoral theses

Hernández Oliveros F. Estudio clínico experimental del papel del bazo en la prevención de la enfermedad de injerto contra huésped en el trasplante intestinal [dissertation]. Madrid: UAM: 2018 (16/02/2018).

Directors: López Santamaría M, Tovar Larrucea JA.

Publications

- Dore M, Junco PT, Bret M, Cervantes MG, Romo MM, Gómez JJ, Vigara AP, Pajares MP, Encinas JL, Hernández F, Martínez L, Santamaría ML, de la Torre C. Advantages of cardiac magnetic resonance imaging for severe pectus excavatum assessment in children. *Eur J Pediatr Surg.* 2018; 28(1): 34-8. Article. IF: 1.148; Q4
- Doré M, Junco PT, Galán AS, Prieto G, Ramos E, Romo MM, Cervantes MG, Hernández F, Martínez L, Santamaría ML. Pitfalls in diagnosis of early-onset inflammatory bowel disease. *Eur J Pediatr Surg.* 2018; 28(1): 39-43. Article. IF: 1.148; Q4
- de Lucas CL, Rodríguez LT, García LNM, Nodal EMO, Boluda ER. Severe diarrhoea due to autoimmune enteropathy: Treatment and outcomes. *An Pediatr.* 2018; 88(6): 350-1. Letter. IF: 1.166; Q3
- Rodríguez LT, de Lucas CL, García LNM, Nodal EMO, Boluda ER. Eosinophilic gastroenteropathy and digestive obstruction. *An Pediatr.* 2018; 88(5): 280-1. Letter. IF: 1.166; Q3
- de Lucas CL, Rodríguez LT, García LNM, Nodal EMO, Boluda ER. Collagenous gastritis: An unusual atypical form in a male infant. *An Pediatr.* 2018; 88(4): 225-6. Letter. IF: 1.166; Q3
- Rodríguez LT, de Lucas CL, García LNM, Nodal EMO, Boluda ER. Management and prognosis of

intestinal epithelial dysplasia. *An Pediatr.* 2018; 88(1): 48-9. Letter. IF: 1.166; Q3

- Morales JM, Serrano M, Martínez-Flores JA, Gainza FJ, Marcen R, Arias M, Escuín F, Pérez D, Andrés A, Martínez MA, Maruri N, Álvarez E, Castaner JL, López-Hoyos M, Serrano A. Pretransplant IgA-anti-Beta 2 glycoprotein I antibodies as a predictor of early graft thrombosis after renal transplantation in the clinical practice: A multicenter and prospective study. *Front Immunol.* 2018; 9: 468. Article. IF: 4.716; Q2
- Delgado JL, Carretero PS, la Fuente PD, Rocafort AG, Parga LC, Barbero FR. Cardiac arrest related to anaesthesia in Williams-Beuren syndrome. *Rev Esp Anesthesiol Reanim.* 2018; 65(4): 234-7. Article. Not Indexed
- Matcan S, Carretero PS, Rojo MG, Parga LC, Reinoso-Barbero F. The importance of bilateral monitoring of cerebral oxygenation (NIRS): Clinical case of asymmetry during cardiopulmonary bypass secondary to previous cerebral infarction. *Rev Esp Anesthesiol Reanim.* 2018; 65(3): 165-9. Article. Not Indexed
- Doré M, Junco PT, de la Torre C, Vilanova-Sánchez A, Bret M, González G, Cerezo VN, Gómez JJ, Encinas JL, Hernández F, Martínez LM, Santamaría ML. Nuss procedure for a patient with negative haller index. *European J Pediatr Surg Rep.* 2018; 6(1): e18-22. Article. Not Indexed
- Triana Junco P, de la Torre C, Barrio M I, de la Serna O, Doré Reyes M, Núñez V, Jiménez J, Martínez Martínez L, Madero R, Encinas J L, Hernández Oliveros F, López Santamaría M. Pulmonary lobectomy in children: the sooner the better?. *Cir Pediatr.* 2018; 31(2): 71-5. Article. Not Indexed
- Gómez Cervantes M, de la Torre Ramos C A, Jiménez Gómez J, Encinas Hernández J L, Hernández Oliveros F, Doré Reyes M, Serradilla Rodríguez J, Núñez Cerezo V, López Santamaría M. Management of suspected foreign body aspiration in children. 10-year experience in a single center. *Cir Pediatr.* 2018; 31(2): 81-4. Article. Not Indexed
- Vilanova A, de la Torre C A, Sánchez-Galán A, Hernández Oliveros F, Encinas J L, Ortiz R, Núñez Cerezo V, de la Serna O, Barrio M I, Castro L, Builes L, Verdú C, López Santamaría M. Long-term results of the early endoscopic treatment of acquired tracheal-subglottic stenosis: 10 years of experience. *Cir Pediatr.* 2018; 31(1): 41852. Article. Not Indexed
- Talayero P, Boluda ER, Massa EG, Panete MJ, Bozano GP, Oliveros FH, Santamaría ML, Pulido JC, Paz-Artal E, Mancebo E. Donor-specific antibodies in pediatric intestinal and multivisceral transplantation: The role of liver and human leukocyte antigen mismatching. *Liver Transplant.* 2018; 24(12): 1726-35. Article. IF: 4.159; D1
- Norsa L, Gupta G, Ramos Boluda E, Joly F, Corcos O, Pirenne J, Herlenius G, Lacaille F. Life of patients 10 years after a successful pediatric intestinal transplantation in Europe. *Am J Transplant.* 2018; 18(6): 1489-93. Article. IF: 7.163; D1
- Hernández F, Andrés AM, López-Santamaría M. Long-term results of surgery for bowel lengthening: how many transplants are avoided, for which patients? *Curr Opin Organ Tran.* 2018; 23(2): 207-11. Review. IF: 2.574; Q3
- Bouza MG, López MLP, Rocafort AG, Zurita MB. The traveller amplatzter: Surgical removal after device migration to the ventricle. *Ann Pediatr Cardiol.* 2018; 11(1): 113-4. Letter. Not Indexed
- Monteagudo-Vela M, Aroca-Peinado A, Polo-López L, González-Rocafort A, Sánchez-Pérez R, Rey-Lois J. Is it really worthy an early repair in a Fallot situation? *Cir Cardio.* 2018; 25(1): 12-6. Article. Not Indexed



3.6 Surgery, Transplant and Health Technologies Area

Introduction

1

Executive summary

2

Information Groups by Area

3

3.1 Neuroscience Area

3.2 Cardiovascular Area

3.3 Infectious Diseases and Immunity Area

3.4 Large System Pathologies Area

3.5 Cancer and Human Molecular Genetics Area

3.6 Surgery, Transplant and Health Technologies Area

Associated Clinicians

4

Scientific Report

2016
2017
2018

Private projects

Pérez Ferrer A. Evaluación in vitro mediante tromboelastografía de la eficacia de la transfusión de plaquetas congeladas. Abbvie Spain S.L.U. 2013-Ongoing.

Management centre: FIBHULP

Hernández Oliveros F. Evaluación del galactomanano como estrategia para atenuar la injuria por isquemia reperusión intestinal. Nupa (Asociación Española de la Ayuda a Niños con Trasplante Multibisceral y Afectados de Fallo Intestinal y Nutrición). 2017-Ongoing.

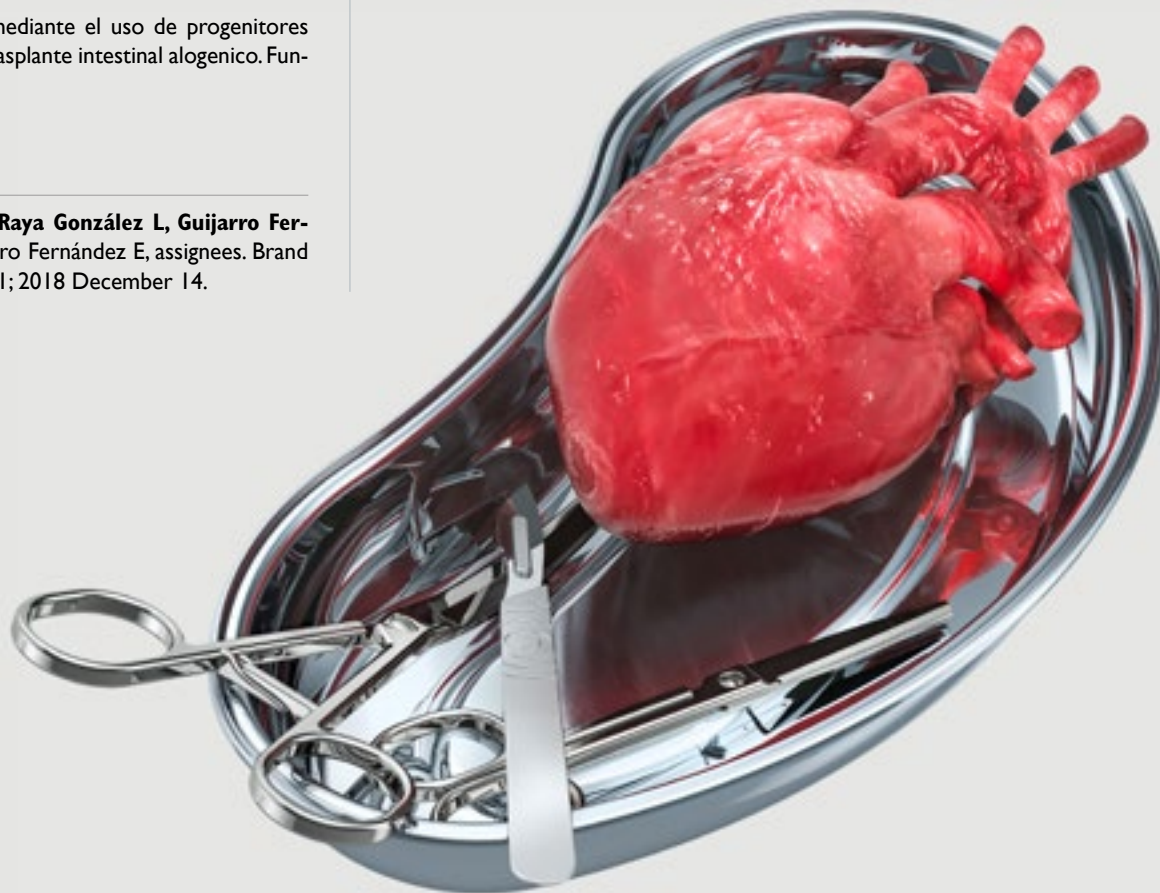
Management centre: FIBHULP

Hernández Oliveros F. Inducción de tolerancia mediante el uso de progenitores hematopoyéticos en un modelo experimental de trasplante intestinal alogénico. Fundación Mutua Madrileña. 2017-Ongoing.

Management centre: FIBHULP

Patents and trademarks

Hernández Oliveros F, Nana Gómez Mayoral N, Raya González L, Guijarro Fernández E, authors; FIBHULP, HePA, U-TAD, Guijarro Fernández E, assignees. Brand name: VTR Virtual Transplant Reality; CM 18.000.131; 2018 December 14.





Introduction 1

Executive summary 2

Information Groups by Area 3

3.1 Neuroscience Area

3.2 Cardiovascular Area

3.3 Infectious Diseases and Immunity Area

3.4 Large System Pathologies Area

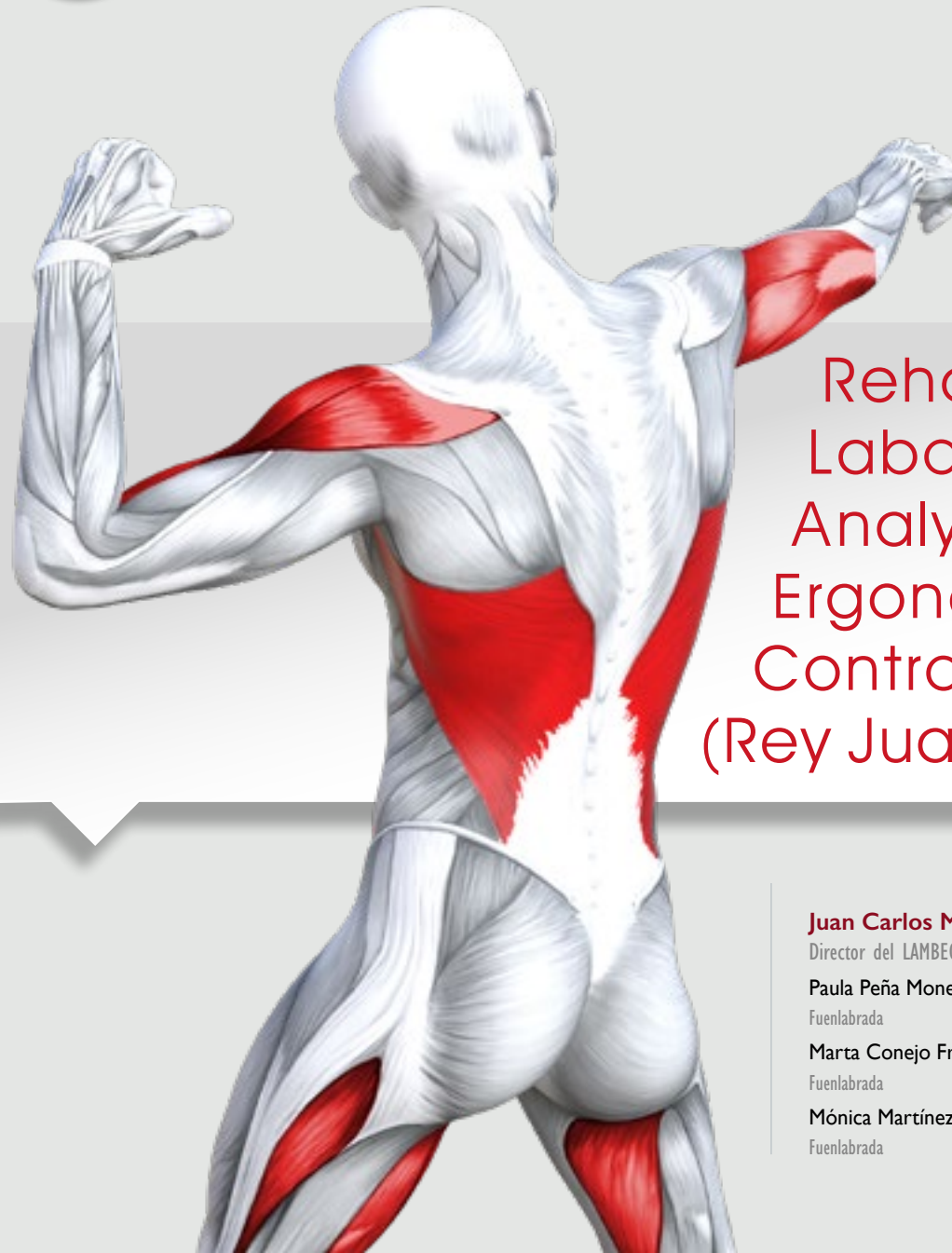
3.5 Cancer and Human Molecular Genetics Area

3.6 Surgery, Transplant and Health Technologies Area

Associated Clinicians 4

Scientific Report

2016
2017
2018



Rehabilitation HUF - Laboratory of Motion Analysis, Biomechanics, Ergonomics and Motor Control. LAMBECOM (Rey Juan Carlos University)

Juan Carlos Miangolarra Page. Responsable del Servicio Clínico de Rehabilitación. Director del LAMBECOM. Hospital Universitario de Fuenlabrada

Paula Peña Moneva. Médico Especialista en Medicina Física y Rehabilitación. Hospital Universitario de Fuenlabrada

Marta Conejo Fraile. Médico Especialista en Medicina Física y Rehabilitación. Hospital Universitario de Fuenlabrada

Mónica Martínez Maside. Médico Especialista en Medicina Física y Rehabilitación. Hospital Universitario de Fuenlabrada



3.6 Surgery, Transplant and Health Technologies Area

Introduction 1

Executive summary 2

Information Groups by Area 3

3.1 Neuroscience Area

3.2 Cardiovascular Area

3.3 Infectious Diseases and Immunity Area

3.4 Large System Pathologies Area

3.5 Cancer and Human Molecular Genetics Area

3.6 Surgery, Transplant and Health Technologies Area

Associated Clinicians 4

Scientific Report

2016
2017
2018

Isabel O'Mullony Muñoz. Médico Especialista en Medicina Física y Rehabilitación. Hospital Universitario de Fuenlabrada

Montserrat Molina Guerrero. Médico Especialista en Medicina Física y Rehabilitación. Hospital Universitario de Fuenlabrada

María Pilar Valverde Mateos. Médico Especialista en Medicina Física y Rehabilitación. Hospital Universitario de Fuenlabrada

María Carratalá Tejada. Profesor Contratado Doctor. Fisioterapeuta. Universidad Rey Juan Carlos

Francisco Molina Rueda. Profesor Visitante. Fisioterapeuta. Universidad Rey Juan Carlos

Roberto Cano Cuerda. Profesor Contratado Doctor. Fisioterapeuta. Universidad Rey Juan Carlos

Isabel Alguacil Diego. Profesor Contratado Doctor. Médico especialista en Medicina Física y Rehabilitación. Universidad Rey Juan Carlos

Marta Pérez de Heredia Torres. Profesor Titular. Terapeuta Ocupacional. Universidad Rey Juan Carlos

Susana Collado Vázquez. Profesor Contratado Doctor. Universidad Rey Juan Carlos

Alicia Cuesta Gómez. Profesor Visitante. Fisioterapeuta. Universidad Rey Juan Carlos

Esther Monge Pereira. Profesor Visitante. Fisioterapeuta. Universidad Rey Juan Carlos

Patricia Sánchez-Herrera Baeza. Profesor Visitante Lector. Terapeuta Ocupacional. Universidad Rey Juan Carlos

Aikaterini Koutsou. Investigadora. Ingeniera Industrial. Universidad Rey Juan Carlos

Pilar Fernández González. Ayudante de investigación. Fisioterapeuta. Universidad Rey Juan Carlos

María Dolores Vialás González. Técnico de Laboratorio. Universidad Rey Juan Carlos

Strategic Objective

- Clinical rehabilitation - neurorehabilitation
- Clinical biomechanics
- Neurosciences

Research Lines

- Motion analysis in subjects with neurological pathology: unexpected brain damage (acute stroke/Ictus, cranioencephalic trauma, etc.), Cerebral Palsy, degenerative movement disorder (Parkinson's disease, Multiple Sclerosis).
- Motion analysis in musculoskeletal pathology: upper and lower limbs. Degenerative pathology (pre and post-surgical): coxarthrosis, gonarthrosis, pathology of the ankle and foot. Vascular and diabetic-origin peripheral neuropathy, including lower limb amputation/dysgenesis, fibromyalgia syndrome.
- Applicability and study of the functionality of orthotic devices, prosthetics and support products.
- Diagnosis of balance disorders.
- Balance analysis.
- Assessment of body damage and disability (expert reports on occupational accidents, traffic accidents, assaults in criminal acts, civil liability, disabilities, social services, professional negligence).
- Occupational and ergonomic evaluation.
- Evaluation of work performance, collaboration, neuro-muscular response. Isokinetic response. Detection of simulators / psychogenic disorders
- Detection of fall risks
- Electromyographic records. Evaluation and study of muscle strength.
- Evaluation of the effectiveness of training programs, rehabilitation and any medical or surgical therapeutic intervention. Pre- and post-botulinum toxin, neuromotor, reconstructive, functional and functional orthopedic surgery and arthroplasties.
- Rehabilitation robotics
- Brain-computer interface (BCI) in Neurological Rehabilitation.
- Functional electrical stimulation (FES).

Associated Clinicians



- Angiology and Vascular Surgery Group
- Biostatistics Group
- Cardiovascular Surgery Group
- Molecular Hepatology Group
- NutrINVEST Group
- Ophthalmology Group
- Orthopedic Surgery and Traumatology Group
- Pediatric Nephrology Group
- Pediatric Surgery Group
- Preventive Care Group



Introduction 1

Executive summary 2

Information Groups by Area 3

Associated Clinicians 4



Angiology and Vascular Surgery Group

Group Leader

Álvaro Fernández Heredero

Composition

- Marta Gutiérrez Nistal
- Israel Leblic Ramírez
- Covadonga Mendieta Azcona
- Elena Marín Manzano
- Stefan Stefanov Kiuri
- Leticia Cuervo Vidal
- Nieves Aleicel
- Concepción Rodríguez

Research Areas

- Cardiovascular



Introduction **1**

Executive summary **2**

Information Groups by Area **3**

Associated Clinicians **4**



Biostatistics Group

Publications: **14** Impact Factor: **30.56** QI: **3**

Group Leader

Mariana Díaz Almirón

Composition

Jesús Díez Sebastián
Itxaso Losantos García

Research Areas

- Surgery, Transplantation and Health Technology

Research Activity

Books and book chapters

Díaz-Almirón M. Estadística básica en oncología ginecológica. In: Padilla Iserte P. Ginecología oncológica: manual práctico: Editorial Médica Panamericana, 2018.

Publications

- Bazán AA, Dorrego JMA, Linares E, Díez J, Quintana LM, Pineiro LM. Kidney cancer stage pT3a: Fat invasion versus renal vein invasion. Arch Esp Urol. 2018; 71(5): 474-9. Article. IF: 0.335; Q4
- Brogly N, Guasch E, Alsina E, García C, Puertas L, Domínguez A, Díez J, Gómez J, Gilsanz F. Epidural space identification with loss of resistance technique for epidural analgesia during labor: A randomized controlled study using air or saline-new arguments for an old controversy. Anesth Analg. 2018; 126(2): 532-6. Article. IF: 3.489; Q2
- Escudero A, Martínez-Romera I, Fernández L, Valentín J, González-Vicent M, Vicario JL, Madero-Jarabo R, Díaz MA, Pérez-Martínez A. Donor KIR genotype impacts on clinical outcome after T cell-depleted HLA matched related allogeneic transplantation for high-risk pediatric leukemia patients. Biol Blood Marrow Tr. 2018; 24(12): 2493-500. Article. IF: 3.599; Q2
- Fernández L, Leivas A, Valentín J, Escudero A, Corral D, de Paz R, Vela M, Bueno D, Rodríguez R, Torres JM, Díaz-Almirón M, López-Collazo E, Martínez-López J, Pérez-Martínez A. How do we manufacture clinical-grade interleukin-15-stimulated natural killer cell products for cancer treatment? Transfusion. 2018; 58(6): 1340-7. Article. IF: 3.111; Q2
- Martín-Buitrago MP, Pizones J, Pérez-Grueso FJS, Almirón MD, Vila-Casademunt A, Obeid I, Alanay A, Kleinstuck F, Acaroglu ER, Pellise F. Impact of iliac instrumentation on the quality of life of

Scientific Report

2016
2017
2018



Introduction 1

Executive summary 2

Information Groups by Area 3

Associated Clinicians 4

patients with adult spine deformity. Spine. 2018; 43(13): 913-8. Article. IF: 2.903; Q1

- Martínez B, Cánser E, Alonso A, Alonso E, Gredilla E, Díez J, Gilsanz F. Postdural puncture headache and epidural blood patch in a large obstetric anaesthesia population. Asian J Anesthesiol. 2018; 56(1): 23-32. Article. Not Indexed
- Mediero S, de los Bueis A, Spiess K, Díaz-Almirón M, Zarzuelo AD, Rodés IV, Perea AG. Clinical and microbiological profile of infectious keratitis in an area of Madrid, Spain. Enferm Infec Micr Cl. 2018; 36(7): 409-16. Article. IF: 1.685; Q4
- Moral-Cuesta D, Rodríguez-Sánchez I, Menéndez-Colino R, Díaz-Sebastián J, Alarcón T, Martín Maestre I, González-Montalvo JI. Functional consequences of fragile pelvis fracture. Description of several cases attended by a consultation Geriatrics team. Rev Esp Geriatr Gerontol. 2018; 53(2): 81-4. Article. Not Indexed
- Orejón RU, Torres EM, Martínez IH, Escudero CJ, Rivas JG, Sebastián JD, Tolsada MDU. Application of ERAS (Enhanced Recovery After Surgery) and laparoscopic surgery in the management of patients with bladder cancer. Arch Esp Urol. 2018; 71(2): 178-86. Article. IF: 0.335; Q4
- Rivas JG, Cabañas J, Eguibar A, Sebastián JD, de Bethencourt FR, Aguilera A, Martínez-Piñeiro L. Evolution of radical prostatectomy in the Autonomous Community of Madrid. Arch Esp Urol. 2018; 71(5): 466-73. Article. IF: 0.335; Q4
- Sellers M, Udaondo C, Moreno B, Martínez-Alés G, Díez J, Martínez L, de Ceano-Vivasa M. Hirschsprung-associated enterocolitis: Observational study in a paediatric emergency care unit. An Pediatr. 2018; 88(6): 329-34. Article. IF: 1.166; Q3

- Trilla-Fuertes L, Gámez-Pozo A, Arevalillo JM, Díaz-Almirón M, Prado-Vázquez G, Zapater-Moros A, Navarro H, Aras-López R, Dapia I, López-Vacas R, Nanni P, Llorente-Armijo S, Arias P, Borobia AM, Main P, Feliu J, Espinosa E, Fresno Vara JA. Molecular characterization of breast cancer cell response to metabolic drugs. Oncotarget. 2018; 9(11): 9645-60. Article. IF: 5.168; Q1
- Vlaga A, Pascual-Salcedo D, Doorno RA, Lavilla P, Díez J, Merlano BP, Cuesta MV, Gil A. IgA anti-beta 2 glycoprotein I antibodies: Experience from a large center. Thromb Res. 2018; 162: 38-43. Article. IF: 3.266; Q2
- Zapater-Moros A, Gámez-Pozo A, Prado-Vázquez G, Trilla-Fuertes L, Arevalillo JM, Díaz-Almirón M, Navarro H, Main P, Feliu J, Zamora P, Espinosa E, Fresno Vara JA. Probabilistic graphical models relate immune status with response to neoadjuvant chemotherapy in breast cancer. Oncotarget. 2018; 9(45): 27586-94. Article. IF: 5.168; Q1

Private projects

Díaz Almirón M. Ayuda a grupos emergentes. FIBHULP. 2007-Ongoing.
Management centre: FIBHULP

Díaz Almirón M. Plataforma bioestadística. Fundación de la Sociedad Española de Alergología e Inmunología Clínica. 2017-Ongoing.
Management centre: FIBHULP





Introduction

1

Executive summary

2

Information Groups by Area

3

Associated Clinicians

4



Cardiovascular Surgery Group

Publications: **3** Impact Factor: **1.87** QI: **0**

Group Leader

José María Mesa García

Composition

José Antonio Blázquez González

Ulises Ramírez Valdiris

Elkin González Villegas

Omar Al Razzo

Ali Ayaon Albarrán

Carlos Nieto Moral

Rim Chaara

María Victoria Bogleione,

Ignacio José Juárez del Río

Research Areas

- Cardiovascular

Research Activity

Publications

- Albarrán AA, González JAB, García JMM. Malignant chronic constrictive pericarditis. Eurasian J Med. 2018; 50(2): 140. Editorial Material. Not Indexed
- Albarrán AA, González JAB, Valdiris UR, García JMM. Late presentation of an unruptured and calcified pseudoaneurysm of the atrioventricular groove. Eurasian J Med. 2018; 50(1): 59. Editorial Material. Not Indexed
- Ramírez E, Martín A, Villán Y, Lorente M, Ojeda J, Moro M, Vara C, Avenza M, Domingo MJ, Alonso P, Asensio MJ, Blázquez JA, Hernández R, Frías J, Frank A. Effectiveness and limitations of an incident-reporting system analyzed by local clinical safety leaders in a tertiary hospital Prospective evaluation through real-time observations of patient safety incidents. Medicine. 2018; 97(38): e12509. Article. IF: 1.87; Q2

Scientific Report

2016
2017
2018

Private projects

Mesa García JM. Jornada científica Evolución y resultados de la investigación sobre prótesis transcatóter. Edwards Lifesciences S.L. 2015-Ongoing.

Managment centre: FIBHULP

Mesa García JM. Jornada científica Actualización de los resultados de la investigación realizada sobre el programa Tavi. Edwards Lifesciences S.L. 2016-Ongoing.

Managment centre: FIBHULP

Mesa García JM. Programa de formación en investigación en el área de investigación de la estimulación cardíaca. Baxter S.L. 2013-Ongoing.

Managment centre: FIBHULP

Mesa García JM. Resultados de la investigación realizada sobre el manejo de la estenosis aórtica severa sintomática en pacientes de alto riesgo quirúrgico. Edwards Lifesciences S.L. 2013-Ongoing.

Managment centre: FIBHULP

González Villegas E. Implante de electrodos epicárdicos con adhesivos tisulares. Medtronic Iberica S.A. 2009-Ongoing.

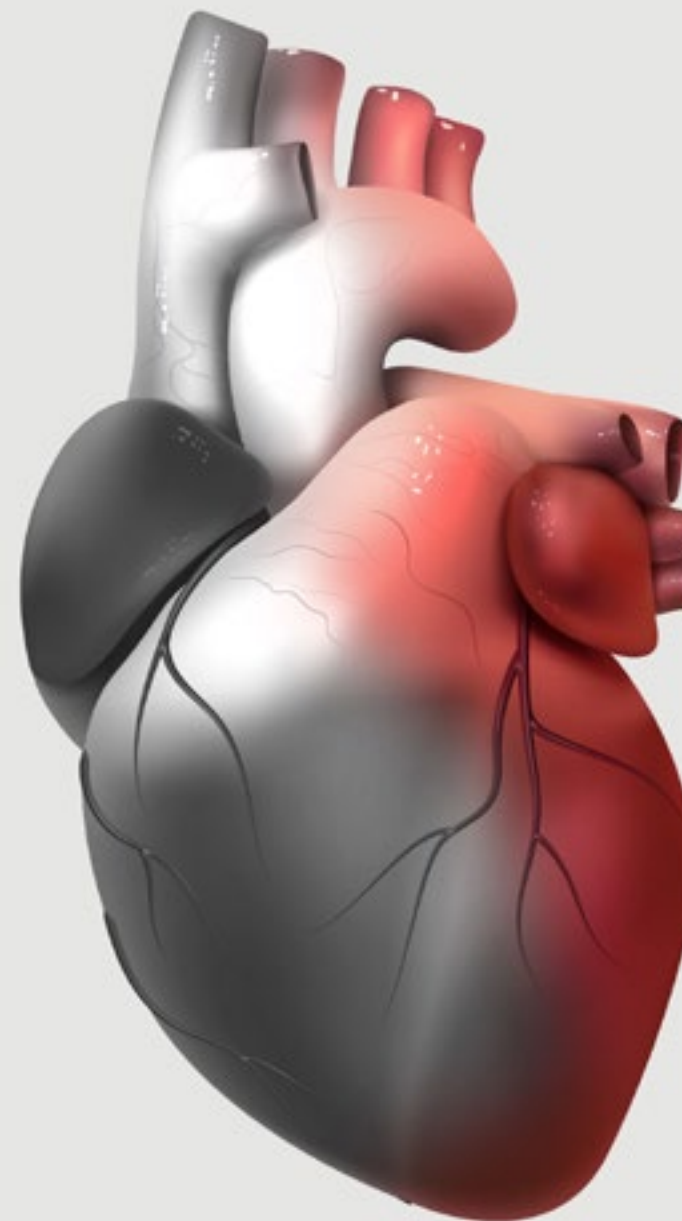
Managment centre: FIBHULP

Al Razo Hameed O. Proyecto de evaluación de seguimiento remoto de marcapasos para anticipar las decisiones clínicas y técnicas. Medtronic Iberica S.A. 2008-Ongoing.

Managment centre: FIBHULP

Al Razo Hameed O. Evaluación del impacto de una intervención educacional sobre el personal en el proceso pre y post implante valvular percutaneo transcaterter (Tavi). Edwards Lifesciences S.A. 2017-Ongoing.

Managment centre: FIBHULP





Introduction **1**

Executive summary **2**

Information Groups by Area **3**

Associated Clinicians **4**



Molecular Hepatology Group

Publications: **9** Impact Factor: **64.575** QI: **7**

Group Leader

Javier García-Samaniego Rey

Composition

Miriam Romero Portales
Araceli García Sánchez
Antonio Oliveira Martín
José Carlos Erdozaín
Pilar Castillo Grau
Raul Honrubia
Antonio Madejón Seiz
Irene Francisco Recuero
Ana Isabel Gil García

Research Areas

- Large system pathology

Research Activity

Doctoral theses

Francisco Recuero I. Papel de la Aurora quinasa B en la regulación epigenética inducida por el virus de la hepatitis C [dissertation]. Madrid: UAM: 2018(25/10/2018).

Director: García-Samaniego J

Publications

- Ampuero J, Aller R, Gallego-Durán R, Banales JM, Crespo J, García-Monzón C, Pareja MJ, Vilar-Gómez E, Caballería J, Escudero-García D, Gómez-Camarero J, Calleja JL, Latorre M, Albillos A, Salmerón J, Aspichueta P, Lo Iacono O, Francés R, Benlloch S, Fernández-Rodríguez C, García-Samaniego J, Estévez P, Andrade RJ, Turnes J, Romero-Gómez M. The effects of metabolic status

Scientific Report

2016
2017
2018

on non-alcoholic fatty liver disease-related outcomes, beyond the presence of obesity. *Aliment Pharm Ther.* 2018; 48(43810): 1260-70. Article. IF: 7.731; D1

- Dauden E, Blasco AJ, Bonanad C, Botella R, Carrascosa JM, González-Parra E, Jodar E, Joven B, Lázaro P, Oliveira A, Quintero J, Rivera R. Position statement for the management of comorbidities in psoriasis. *J Eur Acad Dermatol.* 2018; 32(12):2058-73. Article. IF: 5.113; D1
- Llibre A, Shimakawa Y, Mottez E, Ainsworth S, Buivan TP, Firth R, Harrison E, Rosenberg AR, Meritet JF, Fontanet A, Castan P, Madejón A, Laverick M, Glass A, Viana R, Pol S, McClure CP, Irving WL, Miele G, Albert ML, Duffy D. Development and clinical validation of the Genedrive point-of-care test for qualitative detection of hepatitis C virus. *Gut.* 2018; 67(11):2017-24. Article. IF: 17.943; D1
- Medina-Cáliz I, García-Cortes M, González-Jiménez A, Cabello MR, Robles-Díaz M, Sanabria-Cabrera J, Sanjuán-Jiménez R, Ortega-Alonso A, García-Muñoz B, Moreno I, Jiménez-Pérez M, Fernández MC, Gines P, Prieto M, Conde I, Hallal H, Soriano G, Román E, Castiella A, Blanco-Reina E, Montes MR, Quirós-Cano M, Martín-Reyes F, Lucena MI, Andrade RJ. Herbal and dietary supplement-induced liver injuries in the Spanish DILI registry. *Clin Gastroenterol H.* 2018; 16(9): 1495-502. Article. IF: 7.958; D1
- Moreno-Cubero E, Subira D, Sanz-de-Villalobos E, Parra-Cid T, Madejón A, Miquel J, Oliveira A, González-Praetorius A, García-Samaniego J, Larrubia JR. According to hepatitis C virus (HCV) infection stage, interleukin-7 plus 4-1BB triggering alone or combined with PD-1 blockade increases TRAF1 (low) HCV-specific CD8(+) cell reactivity. *J Virol.* 2018; 92(2): e01443-17. Article. IF: 4.324; Q1
- Oliveira A, Domínguez L, Troya J, Arias A, Pulido F, Ryan P, Benítez LM, González-García J, Montes ML. Persistently altered liver test results in hepatitis C patients after sustained virological response with direct-acting antivirals. *J Viral Hepatitis.* 2018; 25(7): 818-24. Article. IF: 4.016; Q1
- Rallón N, García M, García-Samaniego J, Cabello A, Álvarez B, Restrepo C, Nistal S, Górgolas M, Benito JM. Expression of PD-1 and Tim-3 markers of T-cell exhaustion is associated with CD4 dynamics during the course of untreated and treated HIV infection. *Plos One.* 2018; 13(3): e0193829. Article. IF: 2.776; Q2
- Razavi-Shearer D, Gamkrelidze I, Nguyen MH, Chen DS, Van Damme P, Abbas Z, Abdulla M, Abou Rached A, Adda D, Aho I, Akarca U, Al Ali FH, Al Lawati F, Al Naamani K, Alashgar HI, Alavian SM, Alawadhi S, Albillas A, Al-Busafi SA, Aleman S, Alfaleh FZ, Aljumah AA, Anand AC, Anh NT, Arends JE, Arkhila P, Athanasakis K, Bane A, Ben-Ari Z, Berg T, Bizri AR, Blach S, Mello CEB, Brandon SM, Bright B, Bruggmann P, Brunetto M, Buti M, Chan HLY, Chaudhry A, Chien RN, Choi MS, Christensen PB, Chuang WL, Chulanov V, Clausen MR, Colombo M, Cornberg M, Cowie B, Craxi A, Croes EA, Cuellar DA, Cunningham C, Desalegn H, Drazilova S, Duberg AS, Egeonu SS, El-Sayed MH, Estes C, Falconer K, Ferraz MLG, Ferreira PR, Flisiak R, Frankova S, Gaeta GB, García-Samaniego J, Genov J, Gerstoft J, Goldis A, Gountas I, Gray R, Pessoa MG, Hajarizadeh B, Hatzakis A, Hezode C, Himatt SM, Hoepelman A, Hrstic I, Hui YTT, Husa P, Jahis R, Janjua NZ, Jarcuska P, Jaroszewicz J, Kaymakoglu S, Kershenobich D, Kondili LA, Konysbekova A, Kraiden M, Kristian P, Laleman W, Lao WCC, Layden J, Lazarus JV, Lee MH, Liakina V, Lim YSS, Loo CKK, Luksic B, Malekzadeh R, Malu AO, Mamatkulov A, Manns M, Marinho RT, Maticic M, Mauss S, Memon MS, Correa MCM, Méndez-Sánchez N, Merat S, Metwally AM, Mohamed R, Mokhbat JE, Moreno C, Mossong J, Mourad FH, Mullhaupt B, Murphy K, Musabaev E, Nawaz A, Nde HM, Negro F, Nersesov A, Nguyen VTT,



- Njoum R, Ntagirabiri R, Nurmatov Z, Obekpa S, Ocamá P, Oguche S, Omede O, Omuemu C, Opáre-Sem O, Opio CK, Ormeci N, Papatheodoridis G, Pasini K, Pimenov N, Poustchi H, Quang TD, Qureshi H, Ramji A, Razavi-Shearer K, Redae B, Reesink HW, Rios CY, Rjaskova G, Robbins S, Roberts LR, Roberts SK, Ryder SD, Safadi R, Sagalova O, Salupere R, Sanai FM, Sánchez-Avila JF, Saraswat V, Sarrazin C, Schmelzer JD, Schreter I, Scott J, Seguin-Devaux C, Shah SR, Sharara AI, Sharma M, Shiha GE, Shin T, Sievert W, Sperl J, Starkel P, Stedman C, Sypsa V, Tacke F, Tan SS, Tanaka J, Tomasiewicz K, Urbanek P, van der Meer AJ, Van Vlierberghe H, Vella S, Vince A, Waheed Y, Waked I, Walsh N, Weis N, Wong VW, Woodring J, Yaghi C, Yang HI, Yang CL, Yesmembetov K, Yosry A, Yuen MF, Yusuf MAM, Zeuzem S, Razavi H. Global prevalence, treatment, and prevention of hepatitis B virus infection in 2016: a modelling study. *Lancet Gastroenterol Hepatol.* 2018; 3(6): 383-403. Article. IF: 12.856; D1
- Sánchez-Azofra M, Romero-Portales M, Tortajada-Laureiro L, García-Samaniego J, Mora-Sanz P. Hepatitis E virus in neurological disorders: a case of Parsonage-Turner syndrome. *Rev Esp Enferm Dig.* 2018; 110(6): 402-3. Article. IF: 1.858; Q4

Research projects

Castillo Grau P. Estudio, mediante ecografía abdominal, de la incidencia de hepatocarcinoma en pacientes con hepatitis crónica C y fibrosis estadio 3 con respuesta virológica sostenida tras tratamiento con antivirales de acción directa. Asociación Médicos Especialistas en Gastroenterología Área-5. 2017-Ongoing.

Management centre: FIBHULP

García-Samaniego Rey J. Identificación, en plasma y PBMCS, de variantes de resistencia a tratamiento con telaprevir o boceprevir frente al VHC mediante cold-PCR. Uso en monitorización de respuesta a tratamiento. Roche Farma S.A. 2013-Ongoing.

Management centre: FIBHULP

García-Samaniego Rey J. Massive HCV screening using serological tests at the points of care (POCTS) in the metropolitan area of Madrid. An approach for local elimination strategies. Gilead Sciences S.L. 2018-Ongoing.

Management centre: FIBHULP

Madejón Seiz A. Análisis genético y epigenético del VHB en pacientes portado. Gilead Sciences, S.L. 2013-Ongoing.

Management centre: FIBHULP

Madejón Seiz A. Development of a detection system of genetic modifications with clinical implication in the development of human liver cancer. ARCIS Biotechnology Ltd. 2018-2019.

Management centre: CIBERehd

Madejón Seiz A. Identification of genes related with recurrence of human liver cancer in anti-HCV treatment responder patients. ARCIS Biotechnology Ltd. 2018-2019.

Management centre: CIBERehd



Introduction

1

Executive summary

2

Information Groups by Area

3

Associated Clinicians

4

Clinical trials

Castillo Grau P. Estudio de fase 3, aleatorizado, controlado con placebo, de 52 semanas de duración, para evaluar la seguridad y la eficacia de Seladelpar en sujetos con colangitis biliar primaria (CBP) y una respuesta insuficiente o intolerancia al ácido ursodesoxicólico. Type: Clinical Trial, phase III.

HULP code: 5148. Sponsored's protocol code: CB8025-31735.

Sponsored by: Cymabay Therapeutics Inc. Signed date: 16/11/2018

Castillo Grau P. Recogida de muestras de sangre para la evaluación de biomarcadores en el carcinoma hepatocelular. Type: NO-EPA.

HULP code: PI-3289. Sponsored's protocol code: 2017-01.

Sponsored by: Exact Sciences Corporation. Signed date: 13/12/2018

García Sánchez A. Estudio clínico de fase 3, multicéntrico, aleatorizado, doble ciego y controlado con tratamiento activo para evaluar la seguridad y la eficacia de Lenvatinib (E7080/MK-7902) en combinación con Pembrolizumab (MK-3475) frente a Lenvatinib en el tratamiento. Type: Clinical Trial, phase III.

HULP code: 5194. Sponsored's protocol code: MK7902-002.

Sponsored by: Merck Sharp & Dhome Corp. Signed date: 06/11/2018

García-Samaniego Rey J. Estudio clínico de fase III, aleatorizado, doble ciego, controlado con placebo para evaluar la seguridad y eficacia de Selonsertib en pacientes con esteatohepatitis no alcohólica (EHNA) y fibrosis en puentes (F3). Type: Clinical Trial, phase III.

HULP code: Anexo-II 4785. Sponsored's protocol code: GS-US-384-1943.

Sponsored by: Gilead Sciences Inc. Signed date: 27/08/2018

García-Samaniego Rey J. Estudio en fase III, aleatorizado, doble ciego y controlado con placebo para evaluar la seguridad y la eficacia de Selonsertib en pacientes con cirrosis compensada debida a esteatohepatitis no alcohólica (EHNA). Type: Clinical Trial, phase III.

HULP code: Anexo-II 4786. Sponsored's protocol code: GS-US-384-1944.

Sponsored by: Gilead Sciences Inc. Signed date: 27/08/2018

Olveira Martín A. Estudio multicéntrico de fase III, doble ciego, aleatorizado, a largo plazo y controlado con placebo para evaluar la seguridad y la eficacia del ácido obeticolico en sujetos con esteatohepatitis no alcohólica. Type: Clinical Trial, phase III.

HULP code: 4999. Sponsored's protocol code: 747-304.

Sponsored by: Intercept Pharmaceuticals Inc. Signed date: 24/08/2018

Scientific Report

2016
2017
2018



Introduction **1**

Executive summary **2**

Information Groups by Area **3**

Associated Clinicians **4**



Publications: **11** Impact Factor: **18.026** QI: **3**

NutrINVEST Group

Group Leader

Carmen Gómez Candela

Composition

- Bricia López Plaza
- Samara Palma Milla
- Cristina Santurino Fontecha
- Natalia García Vazquez
- Edwin Fernandez Cruz
- Marlhyn Valero Pérez
- Marina Morato Martínez

Research Areas

- Surgery, Transplantation and Health Technology

Research Activity

Books and book chapters

Alarcón T, Valero Pérez M, Calvo C, Bermejo LM, López Plaza B, Gómez Candela C. Nutrición y geriatría. In: Gómez Candela C, Palma Milla S, García Vázquez N, Calvo Bruzos C. Manual de nutrición clínica Hospital Universitario La Paz. Madrid: Publicaciones UNED, 2018. p.279-98

Calso González M, del Gallo Errea D, Martín Laredo P, Crespo Plaza A, Morato Martínez M, Ruiz Garrido M, Gómez Candela C. Dietoterapia y el servicio de alimentación hospitalaria. In: Gómez Candela C, Palma Milla S, García Vázquez N, Calvo Bruzos C. Manual de nutrición clínica Hospital Universitario La Paz. Madrid: Publicaciones UNED, 2018. p.97-120

Chu Montiel D, Gomes Porras M, Repilado Alonso N, Pulido Vega M, Palma Milla S, Gómez Candela C. Soporte nutricional en fallo intestinal. In: Gómez Candela C, Palma Milla S, García Vázquez N, Calvo Bruzos C. Manual de nutrición clínica Hospital Universitario La Paz. Madrid: Publicaciones UNED, 2018. p.445-61



Introduction

1

Executive summary

2

Information Groups by Area

3

Associated Clinicians

4

Chu Montiel D, Palma Milla S, Pulido Vega M, Alonso Babarro A, Pérez Manrique T, Gómez Candela C. Nutrición parenteral domiciliaria. In: Gómez Candela C, Palma Milla S, García Vázquez N, Calvo Bruzos C. Manual de nutrición clínica Hospital Universitario La Paz. Madrid: Publicaciones UNED, 2018. p.463-80

Meneses González D, Moreno Domínguez Ó, Gomes Porras M, Pelegrina Cortés B, Palma Milla S, Gómez-Candela C. Prevención y tratamiento del síndrome de realimentación. In: Gómez Candela C, Palma Milla S, García Vázquez N, Calvo Bruzos C. Manual de nutrición clínica Hospital Universitario La Paz. Madrid: Publicaciones UNED, 2018. p.245-52

Fernández Cagigao Y, Lisbona Catalán A, Moreno Domínguez O, Meneses González D, Palma Milla S, Gómez-Candela C. Soporte nutricional en el paciente diabético o con hiperglucemia. In: Gómez Candela C, Palma Milla S, García Vázquez N, Calvo Bruzos C. Manual de nutrición clínica Hospital Universitario La Paz. Madrid: Publicaciones UNED, 2018. p.395-409

García Vázquez N, Gomes Porras M, Agrifoglio Rotaache A, Suárez Gonzalo L, Pérez Robledo JP, Gómez Candela C. La hidratación en el paciente hospitalizado. In: Gómez Candela C, Palma Milla S, García Vázquez N, Calvo Bruzos C. Manual de nutrición clínica Hospital Universitario La Paz. Madrid: Publicaciones UNED, 2018. p.81-96

García Vázquez N, Pérez Robledo JP, Suárez Gonzalo L, Corripio Sánchez R, Palma Milla S, Gómez-Candela C. Nutrición parenteral central y periférica. In: Gómez Candela C, Palma Milla S, García Vázquez N, Calvo Bruzos C. Manual de nutrición clínica Hospital Universitario La Paz. Madrid: Publicaciones UNED, 2018. p.167-99

Gómez Candela C, Bermejo LM, López Plaza B, Santurino C, Calvo Bruzos C, Palma Milla S. Principios de la nutrición clínica. In: Gómez Candela C, Palma Milla S, García Vázquez N, Calvo Bruzos C. Manual de nutrición clínica Hospital Universitario La Paz. Madrid: Publicaciones UNED, 2018. p.7-31

Gómez Candela C, Palma Milla S, García Vázquez N, Calvo Bruzos C. Manual de nutrición clínica Hospital Universitario La Paz. Madrid: Publicaciones UNED, 2018. p.1-480

Lisbona Catalán A, Pulido Vega M, Pelegrina Cortés B, García Vázquez N, Palma Milla S, Gómez-Candela C. Nutrición enteral hospitalaria. In: Gómez Candela C, Palma Milla S, García Vázquez N, Calvo Bruzos C. Manual de nutrición clínica Hospital Universitario La Paz. Madrid: Publicaciones UNED, 2018. p.137-57

Morato Martínez M, Pulido Vega M, Lisbona Catalán A, Ramírez Rodríguez Y, García Concejero V, Castro Calvo A, Arrebola Vivas E, Julián Viñals R, Gómez Candela C. Enfoque multidisciplinar de la disfagia en el hospital la paz y coordinación con atención primaria. In: Gómez Candela C, Palma Milla S, García Vázquez N, Calvo

Bruzos C. Manual de nutrición clínica Hospital Universitario La Paz. Madrid: Publicaciones UNED, 2018. p.253-78

Moreno Domínguez O, Pelegrina Cortés B, Meneses D, Gomes Porras M, Lisbona Catalán A, Palma Milla S, Gómez-Candela C. Soporte nutricional en enfermedades neurológicas. In: Gómez Candela C, Palma Milla S, García Vázquez N, Calvo Bruzos C. Manual de nutrición clínica Hospital Universitario La Paz. Madrid: Publicaciones UNED, 2018. p.375-93

Palma Milla S, Morato Martínez M, Repilado Alonso N, Castelo Fernández B, Escribano Uzcúndun A, Gómez Candela C. Soporte nutricional en el paciente oncológico. In: Gómez Candela C, Palma Milla S, García Vázquez N, Calvo Bruzos C. Manual de nutrición clínica Hospital Universitario La Paz. Madrid: Publicaciones UNED, 2018. p.299-321

Palma Milla S, Parra Ramírez P, Lisbona Catalán A, Pelegrina Cortés B, Moreno Domínguez O, Gómez-Candela C. Indicaciones del soporte nutricional basado en la evidencia científica y en guías clínica. In: Gómez Candela C, Palma Milla S, García Vázquez N, Calvo Bruzos C. Manual de nutrición clínica Hospital Universitario La Paz. Madrid: Publicaciones UNED, 2018. p.199-244

Palma Milla S, Pérez Robledo JP, Corripio Sánchez R, Montes del Castillo C, Chu Montiel D, Gómez Candela C. Soporte nutricional en el paciente quirúrgico. In: Gómez Candela C, Palma Milla S, García Vázquez N, Calvo Bruzos C. Manual de nutrición clínica Hospital Universitario La Paz. Madrid: Publicaciones UNED, 2018. p.355-73

Parra Ramírez P, Gómez-Candela C, Pelegrina Cortés B, Lisbona Catalán A, Barbado Cano A, Palma Milla S. Soporte nutricional en fallo intestinal. In: Gómez Candela C, Palma Milla S, García Vázquez N, Calvo Bruzos C. Manual de nutrición clínica Hospital Universitario La Paz. Madrid: Publicaciones UNED, 2018. p.429-43

Pelegrina Cortés B, Morato Martínez M, Arcos Castellano L, Lechón Alonso MD, Alarcón Alarcón M, Poderoso Bueno MG, Castelo Fernández B, Pérez Manrique MT, García Vázquez N, Gómez-Candela C. Alimentación adaptada y recomendaciones de consumo de los suplementos nutricionales orales en nuestro hospital. In: Gómez Candela C, Palma Milla S, García Vázquez N, Calvo Bruzos C. Manual de nutrición clínica Hospital Universitario La Paz. Madrid: Publicaciones UNED, 2018. p.121-36

Pelegrina Cortés B, Vega Cabrera C, Morato Martínez M, Chu Montiel D, Palma Milla S, Gómez Candela C. Soporte nutricional en el paciente con insuficiencia renal. In: Gómez Candela C, Palma Milla S, García Vázquez N, Calvo Bruzos C. Manual de nutrición clínica Hospital Universitario La Paz. Madrid: Publicaciones UNED, 2018. p.411-28

Valero Pérez M, Calso González M, Arcos Castellanos L, Ariza Astolfi MJ, Palma



Milla S, Gómez Candela C. Costes de la desnutrición relacionada con la enfermedad y nuestro método de cribado. In: Gómez Candela C, Palma Milla S, García Vázquez N, Calvo Bruzos C. Manual de nutrición clínica Hospital Universitario La Paz. Madrid: Publicaciones UNED, 2018. p.33-56

Publications

- Bermejo LM, Gómez-Candela C, Dahdouh S, López-Plaza B. Bioactive food compounds as adjuvants to breast cancer treatment: vitamin D and omega-3. *Nutr Hosp.* 2018; 35: 64-9. Article. IF: 0.759; Q4
- Gómez-Candela C, Milla SP, Miján-de-la-Torre A, Ortega PR, Martín PM, Kohen VL, Campos del Portillo R, Casas MNV, Olmos MAM, Álvarez MTM, Alija MJC, Martín-Palmero A. Consensus on the evaluation and nutritional treatment of eating disorders: anorexia nervosa. *Nutr Hosp.* 2018; 35: 11-48. Article. IF: 0.759; Q4
- Gómez-Candela C, Milla SP, Miján-de-la-Torre A, Ortega PR, Martín PM, Kohen VL, Campos del Portillo R, Casas MNV, Olmos MAM, Álvarez MTM, Alija MJC, Martín-Palmero A. Consensus on the evaluation and nutritional treatment of eating disorders: bulimia nervosa, binge eating disorder and others. *Nutr Hosp.* 2018; 35: 49-97. Article. IF: 0.759; Q4
- Gómez-Candela C, Milla SP, Miján-de-la-Torre A, Ortega PR, Martín PM, Kohen VL, Campos del Portillo R, Casas MNV, Olmos MAM, Álvarez MTM, Alija MJC, Martín-Palmero A. Executive summary "consensus on the evaluation and nutritional treatment of eating disorders: anorexia nervosa, bulimia nervosa, binge eating disorder and others". *Nutr Hosp.* 2018; 35: 1-9. Article. IF: 0.759; Q4
- Gómez-Candela C, Milla SP, Miján-de-la-Torre A, Ortega PR, Martín PM, Kohen VL, del Portillo RC, Casas MNV, Olmos MAM, Álvarez MTM, Alija MJC, Martín-Palmero A. Consensus document about the nutritional evaluation and management of eating disorders: anorexia nervosa, bulimia nervosa, binge eating disorder, and others. Executive abstract. *Nutr Hosp.* 2018; 35(2): 489-94. Article. IF: 0.759; Q4.
- Milla SP, Meneses D, Valero M, Calso M, Vázquez NG, Garrido MR, Martín-Vega A, Gómez-Candela C. Costs associated to disease-related malnutrition and treatment: a literature review. *Nutr Hosp.* 2018; 35(2): 442-60. Review. IF: 0.759; Q4
- Palma-Milla S, López-Plaza B, Santamaría B, de Arriba-Sánchez A, Bermejo LM, Gómez-Candela C. New, immunomodulatory, oral nutrition formula for use prior to surgery in patients with head and neck cancer: An exploratory study. *JPEN-Parenter Enter.* 2018; 42(2): 371-9. Article. IF: 3.612; Q1
- Pelegrina-Cortes B, Bermejo LM, López-Plaza B, Palma-Milla S, García-Vázquez N, Gómez-Candela C. Nutri-

tional composition assessment of 3000 individualized parenteral nutrition bags in a tertiary referral hospital: Current prescribing patterns. *nutrients.* 2018; 10(8): 1079. Article. IF: 4.171; Q1

- Sánchez JGR, Milla SP, Cortés BP, Plaza BL, López LMB, Gómez-Candela C. A global vision of adverse reactions to foods: food allergy and food intolerance. *Nutr Hosp.* 2018; 35: 102-8. Article. IF: 0.759; Q4
- Serra-Majem L, Raposo A, Aranceta-Bartrina J, Varela-Moreiras G, Logue C, Laviada H, Socolovsky S, Pérez-Rodrigo C, Aldrete-Velasco JA, Sierra EM, López-García R, Ortiz-Andrellucchi A, Gómez-Candela C, Abreu R, Alexanderson E, Álvarez-Álvarez RJ, Falcón ALA, Anadón A, Bellisle F, Beristain-Navarrete IA, Redondo RB, Bochicchio T, Camolas J, Cardini FG, Carocho M, Costa MD, Drewnowski A, Durán S, Faundes V, Fernández-Condori R, García-Luna PP, Garnica JC, González-Gross M, La Vecchia C, Leis R, López-Sobaler AM, Madero MA, Marcos A, Ramírez LAM, Martyn DM, Mistura L, Rojas RM, Villares JMM, Niño-Cruz JA, Oliveira MBPP, Gil-Antunano NP, Pérez-Castells L, Ribas-Barba L, Pedrero RR, Riobo P, Medina JR, de Faria CT, Valdes-Ramos R, Vasco E, Wac SN, Wakida G, Wanden-Berghe C, Díaz LX, Zúñiga-Guajardo S, Pyrogianni V, de Sousa SCV. Ibero-american consensus on low- and no-calorie sweeteners: Safety, nutritional aspects and benefits in food and beverages. *Nutrients.* 2018; 10(7): 818. Review. IF: 4.171; Q1
- Wanden-Berghe C, Cunill JLP, Compes CC, Boluda ER, Jiménez MIM, Candela CG, Casas NV, Peláez RB, de la Cruz AP, Lázaro MAP, Martos EAS, Román DAD, Faedo CM, Fontalba MDM, Hernández JA, Martín PM, Guardiola PD, Pérez FC, París AS, Orbaiz CG, Burdiel OSV, Folgueras TM,





Palmero MAM, Pérez LML, Murillo AZ, Costa CM, Llanos JPS, Pérez CT, Rocamora JAI, Irigoyen CA, Delgado YG, Martín CC, González MAP, Roca SM, Zafra MVG, López JMM, Baeza BM, Marín MG, Ortiz CJ, de la Maza BP, Martínez MCG, Santaliesra MJC, Visa MDF, Celaya AA, Sánchez RS, Planella JRJ. Home and ambulatory artificial nutrition (NADYA) report. Home parenteral nutrition in Spain, 2017. *Nutr hosp*. 2018; 35 (6): 1491-6. Article. IF: 0.759: Q4

Private projects

Gómez Candela C. Plan de sustentación científica de la eficacia de probióticos en homeostasis inmune. Creaciones Aromáticas Industriales S.A. 2010-Ongoing.

Management centre: FIBHULP

Gómez Candela C. Perspectivas de la actividad investigadora de la unidad de nutrición clínica y dietética. Abbott Laboratories S.A. 2008-Ongoing.

Management centre: FIBHULP

Gómez Candela C. Satisfood: desarrollo y validación de alimentos saciantes mediante la integración de las señales pre y postingestivas. Creaciones Aromáticas Industriales S.A. 2017-Ongoing.

Management centre: FIBHULP

Gómez Candela C. Estudio observacional para el conocimiento de los factores de riesgo asociados al cáncer de mama en mujeres de reciente diagnóstico de la enfermedad en la Comunidad de Madrid. Lincal Spain S.L.U. 2017-Ongoing.

Management centre: FIBHULP

Gómez Candela C. Desarrollo de nuevos alimentos nutricional y sensorialmente adecuados para pacientes oncológicos (Alisenoc17). Adventia Pharma S.L. 2017-Ongoing.

Management centre: FIBHULP

Gómez Candela C. Ensayo clínico para evaluar el efecto del consumo de dos microalgas unicelulares sobre biomarcadores del síndrome metabólico en sujetos con sobrepeso/obesidad y el perfil lipídico alterado. Anfac-Cecopesca. 2018-Ongoing.

Management centre: FIBHULP

Gómez Candela C. Formación orientada a la investigación en el área de la nutrición y dietética. Paxvax Spain S.L. 2017-Ongoing.

Management centre: FIBHULP

Gómez Candela C. Prestación del servicio de realización de un ensayo clínico para el establecimiento de relaciones de causa efecto en humanos de un extracto fúngico. Universidad Autónoma de Madrid. 2018-Ongoing.

Management centre: FIBHULP

Gómez Candela C. Perspectivas de la unidad investigadora de la unidad de nutrición clínica y dietética. Nestle Healthcare Nutrition, S.A. 2009-Ongoing.

Management centre: FIBHULP

Clinical trials

Gómez Candela C. Estudio clínico nutricional en agudo para evaluar el efecto sobre la saciedad de una goma con aroma encapsulado en un colectivo de personas sanas. Type: Producto Alimentario.

HULP code: 5003. Sponsored's protocol code: GOMINOLA.

Sponsored by: Creaciones Aromáticas Industriales S.A. Signed date: 03/04/2018

Gómez Candela C. Estudio clínico nutricional para evaluar el efecto sobre la saciedad y el perfil lipídico del consumo habitual de un preparado de miel rico en fibra y Polifenoles en un colectivo de personas con sobrepeso/obesidad. Type: Producto Alimentario.

HULP code: 5049. Sponsored's protocol code: Estudio clínico nutricional para evaluar el efecto sobre la saciedad y el perfil lipídico del consumo habitual de un preparado de miel rico en fibra y polifenoles en un colectivo de personas con sobrepeso/obesidad.

Sponsored by: Primo Mendoza S.L. Signed date: 09/08/2018

Gómez Candela C. Estudio clínico-nutricional cruzado y aleatorizado con 3 brazos de estudio (yogur rico en fibra (dextrina, harina de avena integral y salvado de trigo); yogur rico en proteína (proteína de guisante); yogur control), para evaluar las propiedades saciantes. Type: Producto Alimentario.

HULP code: 5007. Sponsored's protocol code: 5007.

Sponsored by: Go Fruselva. Signed date: 01/06/2018

Gómez Candela C. Estudio de intervención nutricional para evaluar el efecto sobre la saciedad de una conserva de bonito en aceite de oliva enriquecida en fibra o polifenoles de un colectivo de personas sanas con sobrepeso. Type: Producto Alimentario.

HULP code: 5048. Sponsored's protocol code: 5048.

Sponsored by: Friobas Basilio S.L. Signed date: 13/06/2018

Gómez Candela C. Estudio prospectivo, observacional de una alimentación por sonda con alto contenido calórico y proteico, con carbohidratos de liberación lenta y ácidos grasos monoinsaturados (AGMI) en una población malnutrida con diabetes. Type: NO-EPA.

HULP code: PI-3167. Sponsored's protocol code: DA14.

Sponsored by: Abbott Laboratories S.A. Signed date: 05/06/2018

Gómez Candela C. Tolerancia y eficacia de una fórmula de nutrición enteral polimérica hiperproteica/hipercalórica, enriquecida en fibra, aceite de oliva virgen extra y omega 3 en pacientes hospitalizados. Type: Producto Alimentario.

HULP code: 5005. Sponsored's protocol code: 5005.

Sponsored by: Adventia Pharma S.L. Signed date: 20/03/2018



Introduction 1

Executive summary 2

Information Groups by Area 3

Associated Clinicians 4



Ophthalmology Group

Publications: 4 Impact Factor: 4.759 QI: 0

Group Leader

Félix Armadá Maresca

Composition

Gloria Amorena Santisteban

Mónica Asencio Duran

Beatriz Manzano Muñoz

Pino Ciudad Betegón

Irene Rosa Pérez

Javier Coca Robinot

Oriana D'Anna Mardero

Armelle Schlincker Giraud

Ventura Hidalgo Barrero

Ana Boto de los Bueys

Almudena del Hierro Zarzuelo

Paola Vázquez Colomo

Rosa Langa Hontoria

Rosa Cordero Ros

Cosme Lavín Dapena

Ana Ramos Castrillo

Álvaro Arbizu Duralde

Margarita Sánchez-Orgaz,

Ricardo Romero Martín

Jesús Peralta Calvo

Carmen Ramos Plaza

María Granados Fernández

Sofía de Manuel Triantafilo

Research Areas

- Neuroscience

Research Activity

Doctoral theses

Bravo Lubjetic L. Experiencia en el manejo del rabdomiosarcoma orbitario en el hospital universitario La Paz, 1982-2015[dissertation]. Madrid: UAM: 2018(15/06/2018).

Director: Peralta Calvo J.

Books and book chapters

Armada F, Coca J, Cebrián JL, Arbizu A. Nuevas tecnologías en trauma ocular. In: García Arumí J, Fernández-Vega Sanz A. Traumatología ocular. Madrid: Sociedad Española de Oftalmología, 2018.

Asencio Durán M, Vicandi Plaza B, Viquer García-Moreno JM. Biopsias intraoculares. Intraocular biopsies. In: Comunicació Digital Sollicitada Societat Catalana d'Oftalmologia. Barcelona:Annals d'Oftalmologia , 2018. p.222-9

Asencio Durán M. Retina y tumores intraoculares. In: Prácticum: taller de preguntas en Oftalmología. Madrid: Glosa SL, 2018. p.77-101

del Hierro Zarzuelo A. Queratitis Infecciosas en niños. In: Pérez-Santonja J, Celis Sánchez J, Hervás Hernandis JM.Actualización en infecciones de la córnea. Métodos de diagnóstico y tratamiento. Madrid:Sociedad Española de Cirugía Ocular Implanto-Refractiva, 2018.

Publications

- Recine MAH, Lima KSM, García EV, García-Miñaur S, del Castillo JMB, de los Bueis AB. Heredity and in vivo confocal microscopy of punctiform and polychromatic pre-Descemet dystrophy. Graef Arch Clin Exp. 2018; 256(9): 1661-7. Article. IF: 2.25; Q2
- Pérez-Sarriegui A, Muñoz-Negrete FJ, Noval S, de Juan V, Rebolledo G. Automated evaluation of choroidal thickness and minimum rim width thickness in nonarteritic anterior ischemic optic neuropathy. J Neuro-Ophthalmol. 2018; 38(1): 7-12. Article. IF: 2.509; Q2
- Toledo JJ, Asencio M, García JR, Morales LA, Tomkinson C, Cajjal C. OCT Angiography: Imaging

- of choroidal and retinal tumors. Ophthalmol Retina. 2018; 2(6): 613-22-. Article. Not Indexed
- Jiménez-Rolando B, Noval S, Rosa-Pérez I, Mata Díaz E, del Pozo A, Ibáñez C, Silla J C, Montano VE F, Martín-Arenas R, Vallespín E. Next generation sequencing in the diagnosis of Stargardt's disease. Arch Soc Esp Oftalmol. 2018; 93(3): 119-25. Article. Not Indexed

Public projects

Armada Maresca F. NEUROCENTRO-CM Centro tecnológico para el estudio y tratamiento integrado de los desórdenes neurológicos (S2017/BMD-3760). CM. 2018-2020.

Management centre: FIBHULP

Private projects

Boto de los Bueis A. Sesiones del programa actualización en oftalmología 2009. Biofarmik S.L. 2009-Ongoing.

Management centre: FIBHULP

Clinical trials

Armada Maresca F. Influencia de factores clínicos y genéticos en la evolución funcional y anatómica a largo plazo en una cohorte de pacientes con DMAE húmeda tratados según práctica clínica habitual. Type: EPA-AS.

HULP code: PI-2825. *Sponsored's protocol code:* CUN-RAN-2016-01.

Sponsored by: Universidad de Navarra-Clinica Universidad de Navarra.

Signed date: 25/01/2018

Asencio Durán M. Estudio de fase III multicéntrico, randomizado, con doble enmascaramiento, controlado, con comparador activo para evaluar la eficacia y seguridad de RO6867461 en pacientes con edema macular diabético (Rhine). Type: Clinical Trial, phase III.

HULP code: 5116. *Sponsored's protocol code:* GR40398.

Sponsored by: F. Hoffmann-La Roche Ltd. *Signed date:* 16/10/2018

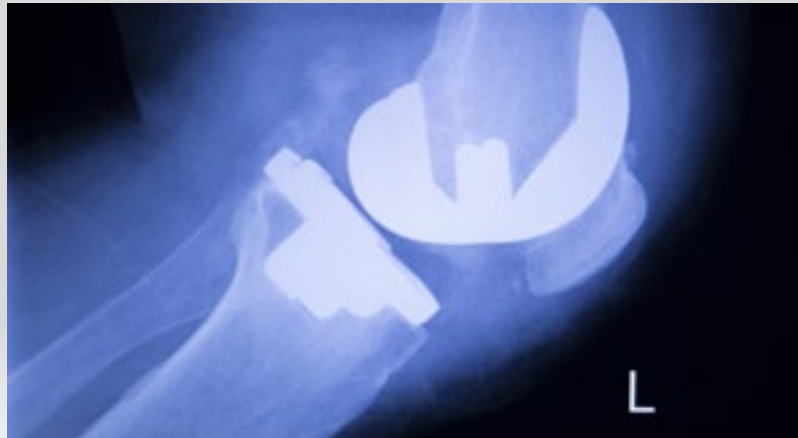


Introduction **1**

Executive summary **2**

Information Groups by Area **3**

Associated Clinicians **4**



Publications: **13** Impact Factor: **13.595** QI: **3**

Orthopedic Surgery and Traumatology Group

Group Leader

Francisco Javier Sánchez Pérez-Grueso

Composition

Alfonso Vaquero Picado

Eloy Dario Tabeayo Alvarez

Luis Rodrigo Merino Rueda.

Jose Miguel Sánchez Márquez

Gaspar González Morán

Manuel Peleteiro Pensado

Eduardo Ortiz Cruz

Irene Barrientos Ruiz

Rafael Carbonell Escobar

Juan Cabello Blanco

Francisco Javier Pizones Arce

Research Areas

- Surgery, Transplantation and Health Technology

Research Activity

Books and book chapters

Armada F, Coca J, Cebrián JL, Arbizu A. Nuevas tecnologías en trauma ocular. In: García Arumí J, Fernández-Vega Sanz A. Traumatología ocular. Madrid: Sociedad Española de Oftalmología, 2018.

Asencio Durán M, Vicandi Plaza B, Viquer García-Moreno JM. Biopsias intraoculares. Intraocular biopsies. In: Comunicació Digital Sollicitada Societat Catalana d'Oftalmologia. Barcelona: Annals d'Oftalmologia, 2018. p.222-9

Asencio Durán M. Retina y tumores intraoculares. In: Prácticum: taller de preguntas en Oftalmología. Madrid: Glosa SL, 2018. p.77-101

del Hierro Zarzuelo A. Queratitis Infecciosas en niños. In: Pérez-Santonja J, Celis

Sánchez J, Hervás Hernandis JM. Actualización en infecciones de la córnea. Métodos de diagnóstico y tratamiento. Madrid: Sociedad Española de Cirugía Ocular Implanto-Refractiva, 2018.

Publications

- Doré M, Junco PT, de la Torre C, Vilanova-Sánchez A, Bret M, González G, Cerezo VN, Gómez JJ, Encinas JL, Hernández F, Martínez LM, Santamaría ML. Nuss procedure for a patient with negative haller index. *European J Pediatr Surg Rep.* 2018; 6(1): e18-e22. Article. Not Indexed
- Encinas-Ullán CA, Rodríguez-Merchán EC. Isolated medial collateral ligament tears: an update on management. *Efort Open Rev.* 2018; 3(7): 398-407. Article. Not Indexed
- Fernández-Fernández R, Martínez-Miranda JM, Gil-Garay E. Comparison of an uncemented tapered stem design in cobalt-chrome vs titanium at 15-year follow-up. *J Arthroplasty.* 2018; 33(4): 1139-43. Article. IF: 3.524; Q1
- Gómez-Álvarez J, González-Escobar S, Gil-Garay E. Clinical assessment of patients with isolated hip fractures associated with an upper limb fracture. *Rev Esp Cir Ortop Traumatol.* 2018; 62(3):222-7. Article. Not Indexed
- Martín-Buitrago MP, Pizones J, Pérez-Grueso FJS, Almirón MD, Vila-Casademunt A, Obeid I, Alanay A, Kleinstuck F, Acaroglu ER, Pellise F. Impact of iliac instrumentation on the quality of life of patients with adult spine deformity. *Spine.* 2018; 43(13): 913-8. Article. IF: 2.903; Q1
- Pizones J, Martín-Buitrago MP, Sánchez Márquez J, Fernández-Baillo M, Baldan-Martín M, Sánchez Pérez-Grueso FJ. Decision making of graduation in patients with early-onset scoliosis at the end of distraction-based programs: Risks and benefits of definitive fusion. *Spine Deform.* 2018; 6(3): 308-13. Article. Not Indexed
- Prieto-Alhambra D, Reyes C, Sainz MS, González-Macías J, Delgado LG, Bouzon CA, Ganan SM, Miedes DM, Vaquero-Cervino E, Bardaji MFB, Herrando LE, Bazzán FB, Ferrer BL, Pérez-Coto I, Bueno GA, Mora-Fernández J, Donate TE, Blasco JMI, Aguado-Maestro I, Sáez-López P, Domenech MS, Climent-Peris V, Rodríguez AD, Sardinias HK, Gómez OT, Serra JT, Caeiro-Rey JR, Cano IA, Carsi MB, Etxebarria-Foronda I, Hernández JDA, Solís JR, Suau OT, Nogues X, Herrera A, Díez-Pérez A. In-hospital care, complications, and 4-month mortality following a hip or proximal femur fracture: the Spanish registry of osteoporotic femur fractures prospective cohort study. *Arch Osteoporos.* 2018; 13(1): 96. Article. IF: 2.469; Q2
- Rodríguez-Merchán EC, García-Ramos JA, Padilla-Eguiluz NG, Gómez-Barrena E. Arthroscopic

partial meniscectomy for painful degenerative meniscal tears in the presence of knee osteoarthritis in patients older than 50 years of age: Predictors of an early (1 to 5 years) total knee replacement. *Arch Bone Jt Surg.* 2018; 6(3): 203-11. Article. Not Indexed

- Rodríguez-Merchán EC, Gómez-Cardero P. Unicompartmental knee arthroplasty: current indications, technical issues and results. *Efort Open Rev.* 2018; 3(6): 363-73. Article. Not Indexed
- Rubio-Suárez JC, Carbonell-Escobar R, Rodríguez-Merchán EC, Ibarzábal-Gil A, Gil-Garay E. Fractures of the tibial pilon treated by open reduction and internal fixation (locking compression plate-less invasive stabilising system): Complications and sequelae. *Injury.* 2018; 49: S60-4. Article. IF: 1.834; Q2
- Vaquero-Picado A, de Armas JN, Antuña S, Barco R. Morphometry of the radiocapitellar joint: is humeral condyle diameter a reliable predictor of the size of the radial head prosthesis? *J Shoulder Elb Surg.* 2018; 27(6): 1092-96. Article. IF: 2.865; Q1
- Vaquero-Picado A, González-Morán G, Moraleda L. Management of supracondylar fractures of the humerus in children. *Efort Open Rev.* 2018; 3(10): 526-40. Article. Not Indexed
- Vaquero-Picado A, Rodríguez-Merchán EC. Arthroscopic repair of the meniscus: surgical management and clinical outcomes. *Efort Open Rev.* 2018 ;3(11): 584-94. Article. Not Indexed

Private projects

Barrientos Ruiz, Irene. Ensayo clínico aleatorizado, doble ciego, 3 brazos, para evaluar el impacto de la pérdida sanguínea tras la administración de tres pautas de acid tranexámico en pacientes intervenidos por sarcomas óseos o de partes blandas. Fundación Sociedad Española de Cirugía Ortopédica y Traumatología. 2016-Ongoing.
Management centre: FIBHULP

Pizones Arce, Francisco Javier. Clinical outcomes following conservatives and surgical treatment of adult spine deformity. Fundacio Hospital Vall D'Hebron. 2012-Ongoing.
Management centre: FIBHULP

Sanchez Marquez, Jose Miguel. Corrección gradual de escoliosis experimental en minicerdos mediante la utilización de metales con memoria de forma. Sociedad Para El Estudio de Las Enfermedades del Raquis. 2014-Ongoing.
Management centre: FIBHULP



Introduction 1

Executive summary 2

Information Groups by Area 3

Associated Clinicians 4



Pediatric Nephrology Group

Group Leader
Ángel Alonso Melgar

Composition

Carlota Fernández Cambor
Juan Bravo Feito
Alejandro Zarauza Santoveña
Ángel Alonso Melgar

Research Areas

- Large System Pathology

Research Activity

Books and book chapters

Zarauza A, Espinosa L, Navarro M. Síndrome nefrótico congénito. In: Saieh C, Escala JM. Manual de Nefrología Pediátrica: Editorial Mediterráneo, 2018. p.139-48

Fernández C. Tratamiento conservador de la enfermedad renal crónica en sus distintos estadios. In: Florentin de Merech L, Flores J, Ferrari J. Guía de trasplante renal pediátrico: Editorial EFACIM, 2018. p.51-81

Alonso A, Zarauza A. Complicaciones médicas del trasplante renal pediátrico. In: Florentin de Merech L, Flores J, Ferrari J. Guía de trasplante renal pediátrico: Editorial EFACIM, 2018. p.415-61

Espinosa L. Resultados y pronóstico del paciente pediátrico con trasplante renal. In: Florentin de Merech L, Flores J, Ferrari J. Guía de trasplante renal pediátrico: Editorial EFACIM, 2018. p.517-34

Clinical trials

Alonso Melgar A. Estudio en fase III multicéntrico y abierto de ALXN1210 en niños y adolescentes con síndrome hemolítico urínico atípico (SHUA). Type: Clinical Trial, phase III.

HULP code: Anexo-I 4796. Sponsored's protocol code: ALXN1210-Ahus-312.

Sponsored by: Alexion Pharmaceutical Inc. Signed date: 10/12/2018

Scientific Report

2016
2017
2018



Introduction 1

Executive summary 2

Information Groups by Area 3

Associated Clinicians 4



Pediatric Surgery Group

Publications: **39** Impact Factor: **76.411** QI: **8**

Group Leader

Manuel López Santamaría

Composition

Juan José Vázquez Estévez
Juan Carlos López Gutiérrez
Maria José Martínez Urrutia
Manuel Gámez Arance
Francisco J. Murcia Zorita
Nuria Leal Hernando
Saturnino Barrena Delfa
Alejandra Vilanova Sánchez
Miriam Miguel Ferrero
Paloma E. Triana Junco
Vanessa Núñez Cerezo

Research Areas

- Surgery, Transplantation and Health Technology

Research Activity

Doctoral theses

Hernández Oliveros F. Estudio clínico experimental del papel del bazo en la prevención de la enfermedad de injerto contra huésped en el trasplante intestinal [dissertation]. Madrid: UAM: 2018 (16/02/2018).

Director: López Santamaría M, Tovar Larrucea JA

Ponce Dorrego MD. Tratamiento endovascular de los shunts portosistémicos congénitos [dissertation]. Madrid: UAM: 2018 (16/10/2018).

Director: Álvarez-Sala Walther R, Garzón Moll G.

Vega Mata N. Diagnóstico molecular de las anomalías vasculares congénitas y su repercusión terapéutica [dissertation]. Oviedo: Universidad de Oviedo: 2018 (12/04/18).

Director: López Gutiérrez JC.



Publications

- Alegre-Sánchez A, Bernárdez C, Fonda-Pascual P, Moreno-Arrones OM, López-Gutiérrez JC, Jaén-Olasolo P, Boixeda P. Videodermoscopy and doppler-ultrasound in spider naevi: towards a new classification? *J Eur Acad Dermatol.* 2018; 32(1): 156-9. Article. IF: 5.113; D1
- Barrena Delfa S, Rubio Aparicio P, Martínez Martínez L. Neuroblastoma. *Neuroblastoma.* 2018; 31(2): 57-65. Article. Not Indexed
- Baselga E, Dembowska-Baginska B, Przewratil P, González-Ensenat MA, Wyrzykowski D, Torrello A, Gutiérrez JCL, Rychlowska-Pruszyńska M, de Lucas-Laguna R, Estévez-Martínez A, Roe E, Zaim M, Menon Y, Gautier S, Lebbe G, Bouroubi A, Delarue A, Voisard JJ. Efficacy of propranolol between 6 and 12 months of age in high-risk infantile hemangioma. *Pediatrics.* 2018; 142(3): e20173866. Article. IF: 5.401; D1
- Brandigi E, Torino G, Messina M, Molinaro F, Mazzei O, Maticci T, Gutiérrez JCL. Combined capillary-venous-lymphatic malformations without overgrowth in patients with Klippel-Trenaunay syndrome. *J Vasc Surg Venous Lymphat Disord.* 2018; 6(2): 230-6. Article. IF: 2.696; Q2
- Carrío M, Gel B, Terrizas E, Zucchiatti AC, Moline T, Rosas I, Teule A, Cajal SRY, López-Gutiérrez JC, Blanco I, Castellanos E, Lázaro C, Stemmer-Rachamimov A, Romagosa C, Serra E. Analysis of intratumor heterogeneity in Neurofibromatosis type I plexiform neurofibromas and neurofibromas with atypical features: Correlating histological and genomic findings. *Hum Mutat.* 2018; 39(8): 1112-25. Article. IF: 4.453; Q1
- Doré M, Junco PT, Bret M, Cervantes MG, Romo MM, Gómez JJ, Vígara AP, Pajares MP, Encinas JL, Hernández F, Martínez L, Santamaría ML, de la Torre C. Advantages of cardiac magnetic resonance imaging for severe pectus excavatum assessment in children. *Eur J Pediatr Surg.* 2018; 28(1): 34-8. Article. IF: 1.148; Q4
- Doré M, Junco PT, de la Torre C, Vilanova-Sánchez A, Bret M, González G, Cerezo VN, Gómez JJ, Encinas JL, Hernández F, Martínez LM, Santamaría ML. Nuss procedure for a patient with negative haller index. *European J Pediatr Surg Rep.* 2018; 6(1): e18-22. Article. Not Indexed
- Doré M, Junco PT, Galán AS, Prieto G, Ramos E, Romo MM, Cervantes MG, Hernández F, Martínez L, Santamaría ML. Pitfalls in diagnosis of early-onset inflammatory bowel disease. *Eur J Pediatr Surg.* 2018; 28(1): 39-43. Article. IF: 1.148; Q4
- Downey C, López-Gutiérrez JC, Roe-Crespo E, Puig L, Baselga E. Lower lip capillary malformation associated with lymphatic malformation without overgrowth: Part of the spectrum of CLAPO syndrome. *Pediatr Dermatol.* 2018; 35(4): E243-4. Article. IF: 1.178; Q3
- Feito-Rodríguez M, Sánchez-Orta A, de Lucas R, López-Gutiérrez JC, Ruiz-Bravo E, Baselga E, Victoria AM, Hernández-Martín A, Campos-Domínguez M, Frohner BB, Garnacho-Saucedo G, Casano AV, Villa AV, Bernabéu-Wittel J, Kutzner H, Requena L. Congenital tufted angioma: A multicenter retrospective study of 30 cases. *Pediatr Dermatol.* 2018; 35(6): 808-16. Article. IF: 1.178; Q3
- Gasior A, Reck C, Vilanova-Sánchez A, Diefenbach KA, Yacob D, Lu P, Vaz K, Di Lorenzo C, Levitt MA, Wood RJ. Surgical management of functional constipation: An intermediate report of a new approach using a laparoscopic sigmoid resection combined with malone appendicostomy. *J Pediatr Surg.* 2018; 53(6): 1160-2. Article. IF: 2.092; Q2
- Guerrero-Fernández J, San Julián C, Conde JB, de la Vega JAB, Urqui AC, González LAC, Tello JMM, Estévez AR, Fernández DY, Martínez LM, Martínez-Urrutia MJ, Palma CM, Parera LA. Management guidelines for disorders/different sex development (DSD). *An Pediatr.* 2018; 89(5): 315. e1-19. Article. IF: 1.166; Q3
- Halleran DR, Wood RJ, Vilanova-Sánchez A, Rentea RM, Brown C, Fuchs M, Jayanthi VR, Ching C, Ahmad H, Gasior AC, Michalsky MP, Levitt MA, Dajusta D. Simultaneous robotic-assisted laparoscopy for bladder and bowel reconstruction. *J Laparoendosc Adv S.* 2018; 28(12): 1513-6. Article. IF: 1.322; Q3
- Hernández F, Andrés AM, López-Santamaría M. Long-term results of surgery for bowel lengthening: how many transplants are avoided, for which patients? *Curr Opin Organ Tran.* 2018; 23(2): 207-11. Review. IF: 2.574; Q3
- Ivars M, Martín-Santiago A, Baseiga E, Guibaud L, López-Gutiérrez JC. Fern-shaped patch as a hallmark of blue rubber bleb nevus syndrome in neonatal venous malformations. *Eur J Pediatr.* 2018; 177(9): 1395-8. Article. IF: 2.188; Q2
- Marín MAG, Díaz JJ, Gutiérrez JCL. Right paracardiac cystic lymphatic malformation. *Rev Esp Cardiol.* 2018; 71(2): 114. Editorial Material. IF: 5.126; Q1
- Méndez-Echevarría A, Fernández-Prieto A, de la Serna O, López-Gutiérrez JC, Parrón M, Marín-Aguilera B, Calvo C. Acute lung toxicity after intralesional bleomycin sclerotherapy. *Pediatrics.* 2018; 141(1): e20161787. Review. IF: 5.401; D1
- Muñoz MIR, Bueno A, de la Torre C, Cerezo VN, Rebolledo BN, Cervantes MG, Doré M, Gómez JJ, Santamaría ML, Martínez L, López-Gutiérrez JC. Surgical emergencies in intestinal venous malformations. *Eur J Pediatr Surg.* 2018; 28(1): 101-4. Article. IF: 1.148; Q4
- Muñoz MIR, Cerezo VN, Reyes MD, Sánchez AV, González-Peramato P, Pereira PL, Urrutia MJM. Testicular tumours in children: Indications for testis-sparing surgery. *An Pediatr.* 2018; 88(5): 253-8. Article. IF: 1.166; Q3
- Muñoz MIR, Galán AS, Miguel M, Cerezo VN, Rebolledo BN, Doré M, Junco PT, Barrena S, Díaz M, López-Gutiérrez JC. Using tissue expanders as a choice for the treatment of congenital facial nevus in the young child. *Eur J Pediatr Surg.* 2018; 28(1): 105-8. Article. IF: 1.148; Q4
- Nieto D, Feito M, Rueda JM, Rodríguez A, Berjón A, López JC, de Lucas R. Ulcerated congenital plexiform fibrohistiocytic tumor: Case report and literature review. *Pediatr Dermatol.* 2018; 35(6): E360-2. Review. IF: 1.178; Q3
- Núñez Cerezo V, Romo Muñoz M, Encinas J L, Doré Reyes M, Triana Junco P, Vilanova Sánchez A, Sánchez Galán A, Gómez Cervantes M, Jiménez Gómez J, Elorza Fernández MD, Martínez Martínez L, López Santamaría M. Perinatal factors for necrotizing enterocolitis (NEC). A case-control study. *Cir Pediatr.* 2018; 31(2): 90-3. Article. Not Indexed
- Núñez Cerezo V, Romo Muñoz M, Encinas J L, Jiménez J, Elorza Fernández M D, Herrero B, Antolín E, Martínez Martínez L, López Santamaría M. Study of pulmonary hypertension and long-term respiratory clinic in children with congenital diaphragmatic hernia. *Cir Pediatr.* 2018; 31(2): 76-80. Article. Not Indexed
- Núñez V, Romo M, Encinas J L, Bueno A, Herrero B, Antolín E, Parrón M, Martínez L, López Santamaría M. The role of fetal magnetic resonance imaging in the study of congenital diaphragmatic hernia. *Cir Pediatr.* 2018; 31(1): 15-20. Article. Not Indexed

Introduction

1

Executive summary

2

Information Groups by Area

3

Associated Clinicians

4

- Oria M, Figueira RL, Scorletti F, Sbragia L, Owens K, Li Z, Pathak B, Corona MU, Marotta M, Encinas JL, Peiró JL. CD200-CD200R imbalance correlates with microglia and pro-inflammatory activation in rat spinal cords exposed to amniotic fluid in retinoic acid-induced spina bifida. *Sci Rep-Uk*. 2018; 8: 10638. Article. IF: 4.011; Q1
- Pradhan S, Vilanova-Sánchez A, McCracken KA, Reck CA, Halleran DR, Wood RJ, Levitt M, Hewitt GD. The mullerian black box: Predicting and defining mullerian anatomy in patients with cloacal abnormalities and the need for longitudinal assessment. *J Pediatr Surg*. 2018; 53(11): 2164-9. Article. IF: 2.092; Q2
- Reck-Burneo CA, Vilanova-Sánchez A, Gasior AC, Dingemans AJM, Lane VA, Dyckes R, Nash O, Weaver L, Maloof T, Wood RJ, Zobell S, Rollins MD, Levitt MA. A structured bowel management program for patients with severe functional constipation can help decrease emergency department visits, hospital admissions, and healthcare costs. *J Pediatr Surg*. 2018; 53(9): 1737-41. Article. IF: 2.092; Q2
- Reck-Burneo CA, Vilanova-Sánchez A, Wood RJ, Levitt MA, Bates DG. Imaging in anorectal and cloacal malformations. *Pediatr Radiol*. 2018; 48(3): 443-4. Letter. IF: 2.022; Q2
- Rodríguez-Laguna L, Ibáñez K, Gordo G, García-Miñaur S, Santos-Simarro F, Agra N, Vallespín E, Fernández-Montano VE, Martín-Arenas R, del Pozo A, González-Pecellin H, Mena R, Rueda-Arenas I, Gómez MV, Villaverde C, Bustamante A, Ayuso C, Ruiz-Pérez VL, Nevado J, Lapunzina P, López-Gutiérrez JC, Martínez-Glez V. CLAPO syndrome: identification of somatic activating PIK3CA mutations and delineation of the natural history and phenotype. *Genet Med*. 2018; 20(8): 882-9. Article. IF: 8.683; D1
- Romo Muñoz M I, Martínez de Aragón A, Núñez Cerezo V, Udaondo C, Sellers M, Barrena S, de Ceano M, López Santamaría M, Martínez Martínez L. Risk factors associated with the development of enterocolitis in Hirschsprung's disease. *Cir Pediatr*. 2018; 31(1): 34-8. Article. Not Indexed
- Sellers M, Udaondo C, Moreno B, Martínez-Ales G, Díez J, Martínez L, de Ceano-Vivasa M. Hirschsprung-associated enterocolitis: Observational study in a paediatric emergency care unit. *An Pediatr*. 2018; 88(6): 329-34. Article. IF: 1.166; Q3
- Serradilla J, Bueno A, de la Torre C, Domínguez E, Sánchez A, Nava B, Álvarez M, López Santamaría M, Martínez L. Predictive factors of gangrenous post-appendectomy intra-abdominal abscess. A case-control study. *CIR Pediatr*. 2018; 31(1): 25-8. Article. Not Indexed
- Talayero P, Boluda ER, Massa EG, Panete MJC, Bozano GP, Oliveros FH, Santamaría ML, Pulido JC, Paz-Artal E, Mancebo E. Donor-specific antibodies in pediatric intestinal and multivisceral transplantation: The role of liver and human leukocyte antigen mismatching. *Liver Transplant*. 2018; 24(12): 1726-35. Article. IF: 4.159; D1
- Triana Junco P, de la Torre C, Barrio M I, de la Serna O, Doré Reyes M, Núñez V, Jiménez J, Martínez Martínez L, Madero R, Encinas JL, Hernández Oliveros F, López Santamaría M. Pulmonary lobectomy in children: the sooner the better? *Cir Pediatr*. 2018; 31(2): 71-5. Article. Not Indexed
- Valdivielso-Ramos M, Torrello A, Martín-Santiago A, Campos M, Conde E, de la Cueva P, López-



- Gutiérrez JC. Infantile hemangioma with minimal or arrested growth as the skin manifestation of PHACE syndrome. *Pediatr Dermatol*. 2018; 35(5): 622-7. Article. IF: 1.178; Q3
- Vilanova A, de la Torre C A, Sánchez-Galán A, Hernández Oliveros F, Encinas JL, Ortiz R, Núñez Cerezo V, de la Serna O, Barrio MI, Castro L, Builes L, Verdú C, López Santamaría M. Long-term results of the early endoscopic treatment of acquired tracheal-subglottic stenosis: 10 years of experience. *Cir Pediatr*. 2018; 31(1): 41852. Article. Not Indexed
- Vilanova-Sánchez A, Gasior AC, Toocheck N, Weaver L, Jwood R, Reck CA, Wagner A, Hoover E, Gagnon R, Jagers J, Maloof T, Nash O, Williams C, Levitt MA. Are Senna based laxatives safe when used as long term treatment for constipation in children? *J Pediatr Surg*. 2018; 53(4): 722-7. Article. IF: 2.092; Q2
- Vilanova-Sánchez A, Reck CA, Sebastiao YV, Fuchs M, Halleran DR, Weaver L, Bates DG, Gasior AC, Maloof T, Hoover EJ, Jagers J, Gagnon R, Ching CC, Dajusta D, Jayanthi VR, Levitt MA, Wood RJ. Can sacral development as a marker for caudal regression help identify associated urologic anomalies in patients with anorectal malformation? *J Pediatr Surg*. 2018; 53(11): 2178-82. Article. IF: 2.092; Q2.
- Vilanova-Sánchez A, Reck CA, Wood RJ, Maurino CG, Gasior AC, Dyckes RE, McCracken K, Weaver L, Halleran DR, Diefenbach K, Minzler D, Rentea RM, Ching CB, Jayanthi VR, Fuchs M, Dajusta D, Hewitt GD, Levitt MA. Impact on patient care of a multidisciplinary center specializing in colorectal and pelvic reconstruction. *Front Surg*. 2018; 5: 68. Article. Not Indexed

Private projects

- **López Gutiérrez JC.** Consolidation of our lymphatic anomalies program. Lymphangiomas & Gorham'S Disease Alliance -LGDA. 2018-Ongoing.
Management centre: FIBHULP
- **Vázquez Estévez JJ.** Curso de investigación sobre la asistencia inicial al trauma pediátrico dirigido a instructores. Stakeholders. 2016-Ongoing.
Management centre: FIBHULP
- **Vázquez Estévez JJ.** I Curso de formación en investigación en simulación en emergencias obstétricas. Stakeholders. 2018-Ongoing.
Management centre: FIBHULP
- **Vázquez Estévez JJ.** Jornada científica: cirugía de control de daños en pediatría. Cargu Servicios Quirúrgicos. 2016-Ongoing.
Management centre: FIBHULP
- **Vázquez Estévez JJ.** Tratamientos de depuración extracorporea en pacientes críticos. De la investigación a la práctica clínica. Nikkiso America Inc. 2016-Ongoing.
Management centre: FIBHULP

Scientific Report

2016
2017
2018



Introduction 1

Executive summary 2

Information Groups by Area 3

Associated Clinicians 4



Preventive Care Group

Publications: 1 Impact Factor: 2.047 QI: 0

Group Leader

Ana Robustillo Rodela

Composition

Verónica Pérez Blanco

Nicolás García-Arenzana Les

Isabel San Juan Sanz

Almudena Quintás Viqueira

Research Areas

- Infectious diseases and immunity

Research Activity

Publications

- Pérez-Blanco V, Redondo-Bravo L, Ruiz-Carrascoso G, Paño-Pardo JR, Gómez-Gil R, Robustillo-Rodela A, García-Rodríguez J, Mingorance J, Herruzo R. Epidemiology and control measures of an OXA-48-producing Enterobacteriaceae hospital-wide oligoclonal outbreak. *Epidemiol Infect.* 2018; 146(5): 656-62. Article. IF: 2.047; Q2

Scientific Report

2016
2017
2018

(IdiPAZ)^{10^ñ}

IdiPAZ
Instituto de Investigación
Hospital Universitario La Paz

 **Hospital Universitario
La Paz**
Hospital Carlos III
Hospital Cantoblanco

 **Hospital Universitario La Paz**
Fundación para la Investigación Biomédica
 **Comunidad de Madrid**

 **Hospital Universitario
de Fuenlabrada**

 **Universidad Autónoma
de Madrid**



Unión Europea

Fondo Europeo
de Desarrollo Regional
"Una manera de hacer Europa"

Scientific
Report

www.idipaz.es

2016
2017
2018